

ALTOONA CURVE *Media Guide* 2025



PIRATES PITCHING PIPELINE



Double-A
Affiliate

KELLER • JONES • SKENES • CHANDLER



TABLE OF CONTENTS

ORGANIZATION 2-19

Team History	2-12
Timeline	12-13
Ownership - Diamond Baseball Holdings.....	14
Front Office	15-16
Uniforms	17-18
Curve Logo History.....	19

2025 ALTOONA CURVE 20-70

Manager Andy Fox	21
Coaches	22-23
Players	24-70

HISTORY/RECORDS 71-136

Year-By-Year Results	72
Yearly Leaders	73-74
Single-Season Records.....	75-77
Single-Game Records	78-79
Career Records	79
Top Single-Season/Career Highs.....	80-81
Walk-off Victories at PNG Field	82-83
Extra-Inning Games.....	84
Top Single-Game Performances.....	85
Home Run History	86-87
Curve Players in the Major Leagues.....	88-91
All-Time Roster (Alphabetical).....	92-95
All-Time Roster (Numerical)	96-101
Adam Hyzdu	102
Postseason History	103-107
Opening Day Stats & Information.....	108-109
Home Openers & July 4.....	110
Team Awards.....	111
Year-By-Year Complete Stats.....	112-136



EASTERN LEAGUE 138-152

League Info/Map/Mileage Chart.....	138
2024 Eastern League Recap.....	139
Eastern League & MiLB Awards.....	140
Curve All-Stars	141
2025 Curve Opponents.....	142-152

PIRATES ORGANIZATION 153-158

Pirates Directory.....	154
Pirates MiLB Affiliates.....	155
Prospect Rankings	156
2024 Pirates Organization Leaders.....	157
2024 Pirates Draft Class.....	158

GENERAL INFORMATION 159-168

Curve Attendance	160-161
Peoples Natural Gas Field.....	162
Curve Ticket Information	162
PNG Field Dimensions & Workout Schedule	163
Directions.....	164
Media Policies and Information	165
2025 Broadcast Information.....	166-167
2025 Schedule.....	168

MISC. INFO BOXES (ALPHABETICAL)

15-Home Run Seasons.....	27	EL Championships (since 1999)	104	No. 1 Pirates Prospects	156
100-Strikeout Seasons.....	52	EL Postseason Appearances.....	107	Pirates' Longest Affiliations	139
Affiliation Station	80	First-Round Draft Picks	81	Pirates' MiLB Players of the Year ..	157
All-Star Selections by Year	141	Futures Game Participants	157	Pirates' MLB Rehab Assignments	90
Big Country's Big Month.....	19	Going, Going, Gone	86	Pirates' Retired Numbers.....	96
Curve .300 Hitters	78	It Keeps Going & Going.....	84	Pittsburgh MiLB Championships	25
Curve 10-Game Winners	74	Longest Curve Hit Streaks	17	Tallest Curve Players.....	101
Curve Around the Globe	99	MLB All-Star Alumni	161	The Legend of Hyzdu.....	102
Curve Playoffs vs. EL.....	106	MLB Before Altoona	91	Triple Play Baseball	54
Curve Record on Holidays.....	110	MLB Debuts by Team/Season.....	88	Uni-Cycle.....	34
Crazy 8s	84	Most Single-Season Saves.....	51	What's in a Name?.....	15
Eastern League Champions List...140		National Television	167	Youngest Curve Players	60

The 2025 Altoona Curve Media & Information Guide is a publication of the Altoona Curve Communications Department. All information is current as of March 26, 2025. This publication was researched and written by Jon Mozes and Preston Shoemaker of the Altoona Curve Communications Department. Layout, design and editing by Jon Mozes, Preston Shoemaker, Garrett Mansfield, Trey Wilson and Mike Passanisi. Previous research by Rob Egan, Jason Dambach, Dan Zangrilli, Mike Passanisi, Josh Ellis, Tyler Maun, Nathan Bowen, Mike Baggerman, Fletcher Keel, Max Gun, Michael Marcantonini and Preston Shoemaker.

Photos used in this publication provided by the Altoona Mirror, Gary Baranec, Pittsburgh Pirates' Team photographer Harrison Barden, Altoona Curve team photographers: Jason Sipes, Teri Enciso, Scott Myers, Rob Lynn, Jeremy Boland/Moments Photography, Mark Olson, Sean McCool, Garrett Mansfield, Trey Wilson, Bradenton Marauders, Greensboro Grasshoppers, West Virginia Black Bears and Bristol Pirates. Additional photos provided by Joshua Tjiong, Carl Kline, Brian Westerholt, Mark LoMoglio, Buck Davidson, Dano Keeney, Jak Kerley, Brian McLeod, Tim Hagerty, Scott Patterson, Tracy Proffitt, Rick Nelson, Kevin Pataky, Andy Grosh, Jesse Plechuk, Kenn Inness and Chris Baird of Minor League Baseball/MiLB.com. Statistical information provided in part by Major League Baseball Advanced Media (MLBAM), 75 Ninth Avenue, 5th Floor, New York, NY 10011.

Printed by theprinters.com, 3500 East College Avenue, Suite 1000, State College, PA, 16801. Phone: 814-237-7600. Find more information at theprinters.com.

Special thanks to Michael Chernow and the Pirates Baseball Operations Department for their assistance.

Further information on the 2025 Altoona Curve is available through the Curve Communications Department by calling 814-283-3180 or by visiting altoonacurve.com.

© 2025 DBH Altoona, LLC

The dream of one native son that began decades ago has not only become a reality, but is about to enter its 26th season in 2025. The story of the Altoona Curve begins in 1979. Area native Bob Lozinak, a successful McDonald's franchisee, knew his hometown was a baseball haven and always dreamed of what it would be like to have a professional sports team in his hometown. He had a chance to make a dream of many come to fruition, so as the 1970s were about to come to a close, a series of meetings and preliminary discussions took place to put the plan into motion. However, there was enough opposition that thwarted the idea as an initial fear from natives was that a professional team would hurt the successful youth teams in the region. Professional baseball, for the time being, was put on the back burner.

In the meantime, that same year, Bob and his family went across the country and bought what became one of the most successful franchises in the entire country - the Albuquerque Dukes (AAA - Dodgers)

Fast-forward 16 years.

Like many other decisions in baseball, the latest round of major league expansion had a domino effect on the minor leagues. In 1995, Arizona and Tampa Bay were awarded major league franchises to play their inaugural season in 1998. To keep pace, baseball's rookie level added two teams in 1996. The following year, Class 'A' and Class 'AAA' each increased by two teams.

That left only Class 'AA' in need of expansion to match the number of teams in the big leagues. In 1997, the National Association of Professional Baseball Leagues decided the Eastern League would receive the two new franchises to start play in 1999. Erie was an easy first choice of the NAPBL's expansion committee. After all, the SeaWolves had established short-season attendance records in the new Jerry Unt Park as part of the New York-Penn League from 1995-98. The awarding of the second franchise wasn't easy. For months, it seemed Springfield, Mass. would land the team. However, an inability to finalize land and stadium finance deals left the NAPBL looking for another option. Enter Altoona. City native Bob Lozinak and a group of Pennsylvania lawmakers put together an 11th-hour stadium financing package and site plan. The proposal was presented to the expansion committee at an October 5, 1997 meeting in Las Vegas. It received unanimous approval and Double-A baseball was on its way to Altoona.

Ballpark groundbreaking ceremonies took place on March 7, 1998 and the franchise was officially awarded the following month. In June of that year, the team selected "Curve" as its nickname. The combination railroad/baseball moniker beat out several choices like "Lake Monsters," "Ridge Runners" and, believe it or not, "Fish"!

The next step for the Curve was affiliating with a major league team. Erie seemed to have an inside track on becoming the Pirates' new Double-A club, as the SeaWolves had served as Pittsburgh's short-season club from 1995-98. However, after a series of meetings with potential major league parent clubs, the Curve landed the coveted affiliation with the Pirates. The September 1998 announcement took the franchise to another level as the U.S. Route 22 pairing seemed an ideal fit. Central Pennsylvania fans, with their strong Pirates' roots, could now cheer for the Bucs' top prospects on their way to Pittsburgh.

The long-awaited first game in Curve history took place on April 9, 1999 in Reading, Pa. The game against the Phillies' affiliate was suspended by rain and completed the next day as part of a doubleheader. For the record, the Curve lost their first contest, 6-2, but recorded their first win hours later with a 6-4 decision in game two.

Finally, the Curve christened Blair County Ballpark on April 15 with a triumph over the Bowie Baysox. A crowd of 6,171 attended the history-making contest despite cold, rainy weather and nearly a one-hour delay. The 1999 Curve went 67-73 on the field and finished last in the Eastern League's Southern Division. Pitcher Bronson Arroyo won 15 games, tied for the most in the league and still the most in a single season for a Curve pitcher. Outfielder Adam Hyzdu cemented himself as the Curve's first star, hitting .316 with 24 home runs. Third baseman Kevin Haverbusch was the Curve's lone representative at the Double-A All-Star Game in Mobile, Ala.

On July 5, 1999, catcher Yamid Haad became the first Curve alum to reach the Majors, debuting with the Pittsburgh Pirates.

323,932 fans flocked to Blair County Ballpark during the inaugural season.



The future site of Blair County Ballpark with nearby Lakemont Park in the distance




Groundbreaking ceremonies on March 7, 1998



Curve owner Bob Lozinak sports his Pirates jacket at the press conference announcing what has become one of the longest and most successful affiliations between a minor league franchise and a parent club (Sept. 15, 1998)



Curve players and coaches are introduced before the franchise's first game at Reading on April 9, 1999



The Curve defeated the Bowie Baysox, 6-1, in the first game played at Blair County Ballpark on April 15, 1999



Blair County Ballpark ribbon cutting, April 15, 1999



Vice President Dick Cheney addresses the crowd on his visit to BCB on July 4, 2004



The Curve hosted the 2006 Eastern League All-Star Game at BCB in front of a then-stadium record 9,308 fans

In the fall of 2006, the franchise won two prestigious awards, most notably the John H. Johnson President's Trophy, which is given annually to Minor League Baseball's top club on the basis of long-time franchise stability, contributions to and promotion of the baseball industry and the financial success of the team. Also, the Curve were honored by Baseball America as the 2006 winner of the Double-A Bob Freitas Award.

On the field, the 2006 Curve posted a 75-64 record under first-year manager Tim Lincecum and reached the Eastern League postseason

In 2000, the Curve posted a 74-68 record, their first winning season, and saw 333,968 fans at Blair County Ballpark. Adam Hyzdu returned for a second season with the Curve, hitting 31 homers and driving in 106 runs, both still good for single-season franchise records. Following the final game of the season on September 4, 2000, the Curve retired Hyzdu's number 16. Hyzdu is still tied for the most homers in a Curve career with 55, and he is the only player in team history to play 142 games in a season.

In 2001, Dale Sveum became the second manager in the team's history. Attendance continued to climb, with 348,316 fans attending games at Blair County Ballpark. The team finished the year 63-79.

After three remarkable seasons, the Lozinak family sold the franchise to a group headed by Pittsburgh attorney Chuck Greenberg on April 2, 2002. Among the limited partners in Greenberg's collective: Pittsburgh Penguins' owner, star center and NHL Hall of Famer Mario Lemieux; Pittsburgh Steelers' all-pro running back Jerome Bettis; Altoona-based businessmen Steve Sheetz and Don Devorris. Todd Parnell was tabbed as the team's new General Manager.

On August 5, 2002 the Curve announced a new four-year affiliation agreement with Pittsburgh, securing one of baseball's strongest affiliations through 2006. Despite the ownership change, the Curve franchise enjoyed its most successful season to that point, drawing 363,871 fans to Blair County Ballpark.

Between the 2002 and 2003 seasons, Blair County Ballpark underwent its first major capital expansion project, as a new third-base Picnic Area, left-field Party Deck and outfield reserved seating section were constructed. The additions of the new areas brought the seating capacity of the ballpark to just over 7,200 and created enough room to hold nearly 10,000 fans on any night.

During the 2003 season, the Curve, led by third-year manager Dale Sveum, took the franchise to new heights on the field, posting a 78-63 regular season record and securing the club's first-ever Eastern League postseason berth. The Curve lost to the eventual E.L. Champion Akron Aeros three-games-to-one in the first round of the playoffs. The playoff run helped fuel yet another franchise attendance record as 365,376 fans came through the gates at BCB.

In 2004, the Curve, managed by Tony Beasley, finished with a league-best 85-56 record and not only returned to the playoffs, but took the next step and advanced to the Eastern League Championship Series for the first time in club history before losing to the New Hampshire Fisher Cats.

The '04 season also turned out to be a banner year at the gates as the Curve added a fifth consecutive franchise attendance record after drawing 394,062 fans to Blair County Ballpark. Among those fans who attended Curve home games in 2004 was Vice President Dick Cheney, who attended the club's Fourth of July game against Harrisburg. Following the season, Curve General Manager Todd Parnell was honored as the Eastern League Executive of the Year, while the franchise was presented the prestigious Larry MacPhail Trophy symbolizing the top promotional effort, both on and off the field, in all of baseball.

The 2005 edition of the Curve reached postseason play in dramatic fashion, sweeping a four-game road series from Bowie during the final weekend of the season to reach the playoffs for a third consecutive season. Despite losing in the first round of the playoffs, the Curve won big earlier in the season when the franchise was named the host of the 2006 E.L. All-Star Game.

Altoona would have a banner year in 2006. The highlight of the season, and arguably the top moment in the first eight seasons of Curve baseball, came on July 12th when Altoona played host to the 2006 Eastern League All-Star Game. A then Blair County Ballpark-record crowd of 9,308 were on hand to witness Curve All-Star Brett Roneyberg take home MVP honors in a 5-3 win for the Southern Division All-Stars.

2007 for the fourth straight season, ultimately losing in a back-and-forth Divisional Series to the Akron Aeros.

The 2007 season proved to be a year in which the Curve continued their winning ways, as the club marched on to its sixth consecutive winning season. That season, plenty of the Pirates' top prospects passed through Blair County Ballpark. In addition to third-baseman Neil Walker and outfielder Andrew McCutchen, first basemen Steve Pearce enjoyed one of the finest seasons in club history en route to being named the 2007 Topps Minor League Player of the Year.

In 2008, the Curve celebrated their storybook 10th anniversary season by welcoming back plenty of former stars, including Adam Hyzdu and Josh Bonifay, among many others. The Curve also unveiled their 10th Anniversary All-Time team.

On June 17, Jimmy Carter, the 39th President of the United States, and his wife, Rosalynn, attended the Curve versus Reading game while on a fishing trip in nearby Huntingdon. Carter sported a black Curve jersey and watched the game with friends and family members in luxury suite 410.

As for the team, though, the Curve underachieved as they suffered their first losing season since 2001, finishing with a mark of 65-77 and a fifth place finish in the Eastern League's Southern Division.

However, 2008 will be remembered not for what happened during the season, but rather what happened following the season. On Dec. 1, 2008, President and Managing Partner, Chuck Greenberg announced that his group was selling the Curve back to original owner and visionary, Bob Lozinak. Greenberg announced that he was forming a sports consultation service and that many members of the Curve upper management would join his endeavor, including General Manager Todd Parnell.

Shortly after the announcement of the sale, it was made public that David Lozinak would be appointed as the team's Chief Operating Officer, overseeing the day-to-day functions of the ball club.

The final block to the organization's new foundation was laid on December 5, 2008 when the Lozinak Family announced that they would bring back an old friend to steer the Curve into the future — Rob Egan. Egan was the original play-by-play broadcaster for the team from 1999-2004. He left baseball for four years, but returned to the minors to become just the fourth General Manager in the club's 11-year history.

On December 30, 2008, Minor League Baseball approved the sale of the Curve from Greenberg's group back to Lozinak and the second chapter of the Lozinak era officially began.

The 2009 season saw the Altoona Curve stumble under first-year manager Matt Walbeck as the team got off to a franchise worst 0-8 start and was never able to recover, finishing the year 62-80. However, the team did see one of the most prospect-laden lineups ever assembled in team history. As Pirates General Manager Neal Huntington traded away many valuable players at the major league level, an influx of talent came back in return. However, no one expected the fanfare that Pirates' 2008 top draft pick and top-rated prospect Pedro Alvarez would get when it was learned the New York native was being promoted from Lynchburg (A) on June 23. A throng of media attention ensued, and Alvarez lived up to all his hype.

The third baseman hit .333 with 13 home runs and 40 RBI in just 60 games with the Curve. He was named the 2009 Curve M.V.P. not only for those staggering numbers, but primarily for the impact he had in the team's overall success. In games in which Alvarez played, the Curve were 34-26 (.567) while going just 26-51 (.338) in games when Alvarez did not play.

An outstanding partnership with the Pittsburgh Pirates became even stronger during the 2009 season when, on May 23, the Curve and Pirates signed a four-year extension to their Player Development Agreement, which extended through the 2014 season.

With a solid affiliation under their belt, the Curve embarked on what was their most magical season on the field in Altoona in 2010. From the outset, the 2010 Curve had the swagger and winning attitude that would carry the club to its

second division title and its first-ever Eastern League Championship.

The cast of the 2010 club pretty much came as a cohesive unit from High-A Lynchburg, where they won the Mills Cup (Carolina League championship) in 2009. On Opening Day 2010, Altoona was greeted by a prospect-laden roster that included four of the Pirates Top-10 prospects according to Baseball America and eight of the Top-30 overall prospects. It was also a roster that had veteran talent, and it proved to be the perfect mix to get Altoona off to a nearly perfect start as the club started the season 7-1, a drastic turnaround after starting 2009, 0-8.

Included in those first eight games was one day where everything seemed to fall into place for a memorable afternoon at BCB. After the first three games of the season were played under dreary cold conditions, mother nature opened the skies for a perfect



Future National League Most Valuable Player Andrew McCutchen played for the Curve in 2006 and 2007



Former President Jimmy Carter attended a Curve game at BCB on June 17, 2008



Bob Lozinak (right) purchased the Curve back from Chuck Greenberg's group in December 2008



Top prospect Pedro Alvarez was named the Curve's Most Valuable Player in 2009



Stephen Strasburg brought the sports world's eyes to Altoona on April 11, 2010 when he made his professional debut

67-degree day on April 11th when the national spotlight turned to Altoona for the first professional start of Harrisburg Senators phenom Stephen Strasburg. More than 70 media members from around the country and upwards of 7,800 people came to watch the professional debut of the heralded Strasburg on the picture-perfect day in Curve, Pa. The game was also carried live on ESPN360.com and had parts of it aired on ESPNNews.

It was the first of two national exposure days for Blair County Ballpark and the city of Altoona during 2010 as Andy Pettitte later started against Altoona in the first game of the Eastern League Championship series. Pettitte's start brought MLB Network and some of the New York spotlight to BCB as Pettitte's Thunder met the Curve for the first time in a playoff series.

All told, Altoona finished the regular season 82-60 to win its second division title and first since 2004. The 82 wins were second most in franchise history behind the 2004 club's 85 victories under manager Tony Beasley. After dispatching of Harrisburg three games to one in the divisional round, the Curve forged on to the ELCS to meet Trenton.

Pettitte's Thunder did take Game One but Altoona once again sprung back to take the final three games of the series. Curve closer Daniel Moskos was able to get the final out via the strikeout at Waterfront Park in Trenton on September 18th to bring the first-ever E.L. Championship to Altoona.

A few short months after the first-ever E.L. title was won, the Curve as a franchise took another step forward by unveiling the team's new logo set, which paid homage to the railroad engineers that helped put Altoona on the map.

Armed with a fresh new look for 2011, the Curve were also given a makeover in the coaching staff assignments as P.J. Forbes became the sixth manager in Altoona Curve history. Forbes, who had piloted the Reading Phillies of the Eastern League for three seasons from 2006-08, was coming off of back-to-back playoff appearances with High-A Lynchburg and High-A Bradenton in 2009 and 2010 (he led the '09 Hillcats to a Mills Cup title) before joining Altoona.

The 2011 Curve didn't get off to as fast of a start as the 2010 championship-winning club but did come out and compete on a nightly basis. A strange streak occurred during the season's first month as Altoona went on an unprecedented streak of 19-straight games of alternating wins and losses. The streak ran from April 10th through May 1st and was snapped on May 2nd, when Altoona won its second-straight game.

Despite the streak and an eventual 64-77 finish to the season, many positive things happened on the field in 2011 and they began with center fielder Starling Marte. Marte, a native of Santo Domingo, D.R., was on the Curve roster from the get-go in 2011 and never ceased to impress. The 22-year-old proceeded to tear through the Eastern League en route to an Eastern League batting title and Eastern League Rookie of the Year honors. It was the first time in franchise history that a member of the Curve had won the Rookie of the Year award and it was also the first time that an active Curve player won the batting title (Jeff Keppinger won it in 2004 but spent the final months of the season as a Binghamton Met).

The speedy outfielder also set a few Curve single-season records along the way in 2011, posting franchise bests in outfield assists (18) and hits (178). In addition to his other accolades, Marte was both a mid-season and post-season E.L. All-Star, an XM Futures Game Selection, Eastern League August Player of the Month and a Topps Double-A All-Star.



Starling Marte became the first Curve player to win the Eastern League Rookie of the Year Award in 2011

Season 13 in Curve, Pa. also saw nine different former Curve players make their Major League debuts. Many of the nine played for the 2010 Eastern League Championship club (Mike Crotta, Daniel Moskos, Josh Harrison, Tony Watson, Chase d'Arnaud, Jared Hughes and Jeff Locke) while some were first-year Curve players that cracked the Pirates' 25-man roster (Eric Fryer and Aaron Thompson).

Off the field, the Curve received much national notoriety for the first-ever, on-field reversible cap, which was introduced in 2011. The cap featured the new Curve engineer on the regular side and a "Rally Cap" on the inside fashioned after rally mascot Al Tuna. The Curve's Summer Cruise Night Series, which combined a cruise giveaway with the stupendous films of Tom Cruise, was also a finalist for a Golden Bobblehead for one of the best promotions in Minor League Baseball. Average attendance at Blair County Ballpark also rose for the first time since it climbed from 2005 to the 2006 seasons.

The offseason leading into the club's 14th year of existence was also no quiet one as the Curve forged a partnership with Peoples Natural Gas that renamed the ballpark Peoples Natural Gas Field. The partnership not only included a naming-rights deal but spurred economic development at the park and surrounding areas with the use of green energy.

Altoona's 2012 season began on April 5 with a very special announcement from Pirates President Frank Coonelly, who announced to the Opening Night crowd that the Pittsburgh Pirates would be returning to Altoona for the first time since 2000 to play an exhibition game before the 2013 season. On the diamond, the Curve had an up-and-down season under P.J. Forbes, who directed the Curve for a second straight season. An end-of-the-season winning streak propelled the Curve above the .500 mark and the team finished 72-70, but missed out on the E.L. playoff picture.

The 2012 season may be remembered as the season where fans in Curve, Pa. had the opportunity to see two future aces in the making with top prospects Gerrit Cole and Jameson Taillon both making their way to Double-A during the season. Cole, the first-overall pick in the 2011 draft, reached Altoona on June 20 and made his debut at home while Taillon debuted almost exactly two months later on the road in Trenton. It was the first time that both the No. 1 and No. 2 prospects in the organization according to Baseball America were in Altoona at the same time since Andrew McCutchen and Neil Walker were in Curve uniforms for the 2007 season.

Other standouts on the field for the Curve included shortstop Brock Holt, who went on to make his Major League debut later in the season with the Pirates. Holt stayed in Altoona until the beginning of August before he received his first promotion to Triple-A. After putting on a hitting clinic with Altoona, Holt lampooned International League pitching to earn his call up to Pittsburgh. The Texas native hit well enough with Altoona before his promotion and had enough at-bats to still hang on to win the Eastern League batting title, marking the second-straight season a Curve batter won the crown.

Holt was part of 11 more former Curve players to make their debuts in the major leagues in 2012, bringing the overall number to 101 in 14 seasons. Another former Curve player who made a splash in the bigs in 2012 was Marte, who homered in his first at bat as a member of the Pirates in Houston on July 26.

After being nominated for a Golden Bobblehead in 2011, the Curve franchise won a Golden Bobblehead in 2012 in the "Best Charity Promotion or Event" category for its efforts with Curve, Pa. Blue Out Saturdays, which aimed at raising awareness and funds for Prevent Child Abuse, Pennsylvania. The club, which partnered with six other teams across the state of Pennsylvania, wore Blue jerseys in support of the cause for each Saturday home game and also helped raise funds through the sale of special Blue-Out T-shirts and wristbands as well as text-to-donate programs. All told, the Curve's efforts, plus those of the other six participating teams, raised over \$11,000 from the season-long efforts.

Fast forward to March of 2013 and the second-ever exhibition game between the Curve and Pirates. Despite snow the Monday before the game, the temperatures warmed up and the Curve welcomed a franchise-record 10,116 fans to watch the Pirates and Curve play their first exhibition game since 2000. Just like in 2000, fans were treated to a Curve victory, this time by a score of 8-6. Former Curve OF Starling Marte had himself a day, hitting a grand slam while going 2-for-3.

A pair of big announcements also came with the Pirates-Curve Exhibition that day. The first announcement being that the Curve and Pirates had extended their Player Development Contract a season early and extended it through the 2018 season. The agreement between the Curve and Pirates secured the affiliation through 2018, the 20th year as parent and affiliate. It was then revealed a short time later that the Eastern League All-Star Game was returning to Blair County with the Curve poised to host the 2014 game at Peoples Natural Gas Field.

Altoona's regular-season had its ups and downs and the team finished with a record of 63-79 under first-year manager Carlos Garcia. Despite the record, fans were treated to some of the best prospects in the Pirates system throughout the season that included RHP Jameson Taillon, OF Gregory Polanco, RHP Nick Kingham and SS Alen Hanson. Taillon, who had a cup of tea with the Curve in 2012, spent a majority of 2013 with the club before a promotion to Triple-A in August while Polanco joined the team in June and also went to Indianapolis during the month of August. Kingham joined the club midway through the year and finished the campaign with the Curve. Hanson did the same but did not join the team until late July after beginning the year with Bradenton.

One couldn't talk about the 2013 Curve season without talking about the performance of outfielder Alex Dickerson, who was in his first season at the Double-A level. Dickerson, a native of Poway, Calif., had a slow start to the year before lighting the world on fire from June until the end of the season. He went on to hit .288 for the season with 36 doubles, three triples, 17 home runs and 68 RBI in 126 games en route to being named the Eastern League Rookie of the Year. He was the second Curve player to ever win the award and the second in the last three seasons after Starling Marte won it in 2011.

The 2013 campaign also saw the club's second ever no-hitter come to fruition when Ethan Hollingsworth, Jason Townsend, Jhonathan Ramos and Ryan Beckman combined on a nine-inning no-no on July 25, 2013 in Manchester, N.H. versus the Fisher Cats. It had been over 10 years since the Curve threw a no-hitter, which occurred in 2002 when Adrian Burnside, Neal McDade and Chris Spurling accomplished the feat.

In 2014, the Curve hosted the league's annual All-Star Game with the Eastern League All-Star Stop presented by UPMC Health Plan for the second time in franchise history. Over 6,000 fans packed into Peoples Natural Gas Field to watch the league's brightest stars for the game itself on July 16 while nearly 11,000 total across the two-days' worth of events filled PNG Field. During the first day of events, the Curve dedicated one seat in the lower seating bowl a POW/MIA Chair, never to be inhabited in memory of those soldiers that have not yet returned home.

Following up the dedication of the POW/MIA chair, the Curve hosted its version of a home run derby with the Ghostman Games &



Gerrit Cole was the top pick in the 2011 MLB Draft before joining the Curve in 2012



In 2013, the Curve and Pirates played an exhibition game at Peoples Natural Gas Field in front of 10,116 fans, the largest crowd in the history of the ballpark

Hitting Challenge. In a competition of four players, the Curve's very own Willy Garcia won the event for the Western Division with a home run that sailed into the night sky out in left field.

On the field, the Curve struggled to a 61-81 record but the season saw Garcia set a new single-season franchise record with 19 outfield assists. Catcher Elias Diaz led the club offensively, hitting .328 with six home runs and 54 RBI through his 91 games, while right-hander Adrian Sampson aced the pitching staff, posting a 10-5 record with a 2.55 ERA in 24 starts. Both players represented the Curve in the All-Star Stop. The team also set a franchise-record for steals in a single season with 159, besting the 155-mark of the 2005 Curve.

Sampson, who was both a mid-season and post-season All-Star, also came within two outs of the franchise's first nine-inning no hitter by a single pitcher. The feat was thwarted, however, by Bowie's Mike Yastrzemski when he sliced a double down the left-field line. It was the only hit Sampson permitted on the evening and the game on July 18 still went down as the first one-hitter by a single pitcher in Curve franchise history. Even cooler, he did it with his mom in attendance for the game just a few days shy of her birthday.

At the end of the year, Curve General Manager Rob Egan was presented with the Eastern League Executive of the Year Award at the Winter Meetings in San Diego, the second-ever member of the Altoona front office to receive the award.

In 2015, the Curve played their first season under the direction of manager Tom Prince. A former Major League catcher, Prince guided the Curve to their first playoff appearance since 2010 with a 74-68 record with a roster including top prospects Josh Bell, Tyler Glasnow and Chad Kuhl. Although the team was eliminated by Bowie in the Division Series, the Curve had one of their most successful seasons in recent years. Twelve players were promoted to Triple-A for the first time in their careers, with two of them



The Curve hosted the 2014 Eastern League All-Star Stop at Peoples Natural Gas Field



All-Star first baseman Josh Bell was part of the Curve's on-field resurgence in 2015 as the team reached the postseason for the first time since 2010

in Double-A, winning the Curve's second Eastern September 4, the last day of the regular season, with a walk-off home run by Mitchell Tolman in the bottom of the 12th inning against the Harrisburg Senators.

The Curve rode the momentum into the playoffs, and they began postseason play with one of the most dominating pitching performances in team history. Pirates' top pitching prospect Mitch Keller took the mound in Game 1 of the Western Division Series at Bowie on September 8 and threw a complete-game shutout on just 90 pitches, allowing only one hit.

With wins in the next two games against the Baysox, the Curve advanced to face the Trenton Thunder in the Eastern League Championship Series, a team that won 92 games during the regular season. Starting pitchers Brandon Waddell and J.T. Brubaker led the Curve to road wins in the first two games in the best-of-five series. The Curve returned home for Game 3 on September 14 with a chance to clinch with Keller on the mound.

The Thunder plated a pair of early runs to take a 2-0 lead, but the Curve rallied in the fifth inning. Jerrick Suiter got the Curve on the board with a bases-loaded walk and Jin-De Jhang followed with a two-out, bases-clearing triple to give the Curve a 4-2 lead. Keller settled in to strike out eight batters over 7.1 innings en route to winning the Eastern League Postseason Most Valuable Player Award.

Closer Tate Scioneaux took the mound for the Curve in the ninth inning and struck out the side in order to close out the game and the championship for the Curve, who became just the third E.L. team since 1983 to sweep all six of their postseason games.

Prior to the 2018 season, the Curve made some fresh updates to the ballpark that included a brand new, state-of-the-art video board, upgraded broadcasts and televisions, a new playing surface, new on-field caps and a new alternate red jersey.

The team honored their growing history throughout 2018 with a season-long celebration of 20 Seasons of Curve Baseball in Altoona

reaching the Majors before the end of the year. The franchise also saw its highest attendance total in nine seasons. The season culminated with the Curve earning the Eastern League's nomination for the John H. Johnson President's Award, the top honor in Minor League Baseball.

Joey Cora took over as the Curve's manager in 2016, leading the team back to the postseason in what would be his only season with Altoona. The Curve were eliminated in the Western Division Series by the eventual-league-champion Akron RubberDucks. Outfielder Austin Meadows, who was named by Baseball America as the Eastern League's most exciting player, turned heads early in the season when he went on a franchise-record 24-game hitting streak prior to his promotion to Triple-A.

In 2016, 14 former Curve players made their MLB debuts, the most in a single season since the franchise was founded. Nine of those players debuted with the Pirates: Alen Hanson, Jameson Taillon, Jacob Stallings, Adam Frazier, Chad Kuhl, Steven Brault, Tyler Glasnow, Josh Bell and Max Moroff.

Following the season, the Pirates announced that Cora would be the new major league third base coach. 2015 Curve manager Tom Prince was also added to the big league coaching staff, taking over as Clint Hurdle's new bench coach. Changes also came to the Altoona front office. After eight seasons as general manager and 14 overall seasons with the Curve, Rob Egan left to take the same job with the Triple-A Charlotte Knights. The Curve announced former front office staff member Derek Martin as the new general manager in the fall of 2016.

During the 2017 preseason, new stadium updates and upgrades were made to Peoples Natural Gas Field, beginning with the demolition of the original box office and construction of a brand new one. The stadium also received new field lights, becoming one of the first two Eastern League parks to upgrade to LED lighting. New netting was also installed behind home plate to improve fans' views and provide more protection.

Indiana, Pa. native Michael Ryan was named as Curve manager prior to the season after leading the A-Adv. Bradenton Marauders to the Florida State League title in 2016. By season's end, he and his club replicated that feat League championship. The Curve won their second Western Division title on September 14 with a chance to clinch with Keller in the bottom of the 12th inning

and welcomed back former stars Adam Hyzdu and Jack Wilson. The team also unveiled their Fans' Choice All-Time Curve Team Bobblehead Series, a set of 11 bobblehead giveaways, to honor the 20th season.

Entering the season, MLB.com ranked the Altoona roster as one of "the Minors' 10 most talented teams" while 12 of MLB.com's Preseason Top 30 Pirates prospects spent time with the Curve during the season: Mitch Keller, Ke'Bryan Hayes, Cole Tucker, Bryan Reynolds, Taylor Hearn, Luis Escobar, Nick Kingham, Will Craig, Stephen Alemas, Jason Martin, Nick Burdi and Brandon Waddell.

Keller, the Pirates top overall prospect by both Baseball America and MLB Pipeline entering the 2018 season, followed up a strong 2017 postseason and cemented his name as one of the best pitchers in Curve history. Keller went 9-2 with a 2.72 ERA in 14 starts and threw eight, one-hit shutout innings in his final Curve start on June 25 vs. Harrisburg before he was promoted to Triple-A Indianapolis. In 22 combined starts (regular season and playoffs) with the Curve, Keller went 13-4 with a 2.63 ERA.

First baseman Will Craig was the 2018 Altoona Curve MVP and played the hero in the 2018 Eastern League All-Star Classic in Trenton. With the game tied 4-4 after nine innings, a swing-off between Craig and Zach Green of Reading replaced extra innings with Craig coming out on top. Craig led the Eastern League with 102 RBIs in the regular season to become just the second Curve hitter to eclipse 100 RBIs in a single season, joining the legendary Adam Hyzdu. A first round pick by the Pirates in the 2016 draft, Craig also clubbed 20 homers during a season in which he was an Eastern League Mid-Season and Post-Season All-Star.

Third baseman Ke'Bryan Hayes played one of the best defensive seasons the Eastern League has ever seen. The Pirates first-round draft choice in 2015 won back-to-back Rawlings MiLB Gold Glove Awards as the best defensive third baseman in the minors with a .974 fielding percentage at A-Adv. Bradenton in 2017 and turned around in 2018 with a .978 mark in Altoona. Hayes' .978 fielding percentage at third base ranked as the highest ever recorded at the position in the Eastern League with data only available dating back to 1959.

As a team, the Curve trailed Akron by seven games entering play on August 1 before surging back over the final month of the season. With a record of 78-60, the Curve captured a second straight division title by one game over Akron, matched a team record with a fourth consecutive playoff berths (2003-06) and earned back-to-back division crowns for the first time in team history.

However, Akron eliminated the Curve from postseason play in four games during the Western Division Series. The RubberDucks took the first two games in Akron, but the Curve did not go quietly once the series shifted to Altoona. Akron jumped out to a 5-0 lead in Game 3 at PNG Field and were on the brink of sweeping their way to the ELCS. In the bottom of the fifth, however, the Curve scored their first run and managed to load the bases for Cole Tucker, who delivered one of the most electrifying moments in the Curve's 20-year history. In an 0-2 count, Tucker crushed a grand slam into the left field bleachers and tied the game, 5-5. Altoona rallied for three more runs in the eighth and went on to force a fourth game with an 8-5 victory. Unable to harness that momentum the next day, the Curve lost Game 4 to the 'Ducks, 9-0, to close out the team's 20th season.

A few days later on September 12 in St. Louis, the Pittsburgh Pirates lineup was composed completely of Curve alumni for the first time ever. Pirates Manager Clint Hurdle went with the following at Busch Stadium against the Cardinals: 2B Adam Frazier, CF Starling Marte, 1B Josh Bell, RF Jordan Luplow, 3B Kevin Kramer, LF Pablo Reyes, SS Kevin Newman, C Jacob Stallings and P Jameson Taillon.

In 2018, 14 former Curve players made their MLB debuts and matched the 2016 total for the most in a single season over the first 20 years of the franchise's history. Just as it was in 2016, nine of those players debuted with the Pirates: Clay Holmes, Nick Kingham, Austin Meadows, Tanner Anderson, Alex McRae, Kevin Newman, Pablo Reyes, Kevin Kramer and Nick Burdi.

The 2019 season brought change to the Eastern League with the move to a split-season playoff format for the first time since the Curve joined the Double-A circuit. Instead of a full-season champion and wild card team from each division deciding the playoff field, the league would crown a divisional champ for each of the 70-game halves with those teams squaring off in the opening rounds of the postseason.

After reaching the playoffs in each of the previous four seasons, the Curve finished with a losing record, 69-71, for the first time since 2014. The ballclub was a streaky bunch that started 5-0, tying a franchise record. At the end of May, the team was five games under .500 and rebounded to 10 games over by the All-Star Break. The Curve stumbled after the break as well and entered the final series of the year with a 69-67 record before losing the final four contests.

Michael Ryan returned for his third season as manager and stamped his name into the record books. He became the winningest



Top Pirates pitching prospect Mitch Keller was named as the 2017 Eastern League Postseason Most Valuable Player after two dominating performances



Tate Scioneaux (front) closed out the ninth inning to solidify the Curve's sweep through the 2017 Eastern League playoffs



The No. 1 overall pick by the Detroit Tigers in the 2018 draft, Casey Mize, pitched a no-hitter at PNG Field in his Double-A debut with Erie on April 29, 2019



Curve owner Bob Lozinak in his King of Baseball crown and cape at the 2019 Winter Meetings Banquet

manager in team history when he led the team to his 214th regular-season win as Altoona's skipper on August 18 to pass Dale Sveum and Tim Lincecum's 213 managerial victories. Ryan finished the season with a 221-197 record.

Young pitching talent dominated throughout the league in 2019. Eight no-hitters were pitched league-wide, the second-most in league history. The Curve were no-hit twice during the season while Curve pitchers fired a league-best and team record 18 shutouts. The league batting average finished at .238, the lowest since 1971, while the batting champ, Portland's C.J. Chatham at .297, finished under .300 for just the second time in league history. Runs were hard to come by with a league average of 3.92 runs per game, the lowest since 1990.

One of the brightest performances in the league occurred at Peoples Natural Gas Field on April 29, 2019. Casey Mize, the first overall pick in the 2018 draft by Detroit, was promoted to Erie and fired a no-hitter against the Curve in his Double-A debut. He required just 98 pitches, struck out seven and accounted for the first individual, nine-inning no-hitter ever pitched at PNG Field.

By season's end, attendance at PNG Field was up for a third straight season

with the highest total since 2008 as 308,464 fans enjoyed Curve baseball in 2019.

After the season, Curve owner Bob Lozinak was honored at the 2019 Winter Meetings in San Diego as the King of Baseball, which recognizes a veteran of professional baseball every year for longtime dedication and service to the game.

The 2020 season promised to be another season filled with outstanding on-field performances, however, the Curve weren't able to take the field in the midst of the COVID-19 Pandemic.

Miguel Perez was named the 12th manager of the Altoona Curve on February 17, 2021 after Dave Turgeon was tabbed to lead the team for the canceled 2020 season. Perez was the first former Curve player to be named Manager of the team after suiting up in Altoona in 2008, 2009, 2012 and 2013; totaling 92 games. Perez also played in the Eastern League for the Akron Aeros (2010) and Harrisburg Senators (2011).



Roansy Contreras struck out 11 batters in his Pirates organizational debut on May 4, 2021 against Bowie

The Curve finally returned to PNG Field on May 4, 2021 when top Pirates pitching prospect Roansy Contreras, acquired from the New York Yankees in a five-player deal that sent former Curve pitcher Jamison Taillon to New York, delivered a blazing fastball for a strike to Bowie's Terrin Vavra. It ended a string of 610 days without Curve Baseball and 614 at PNG Field.

In a scheduling oddity, with all 55 teams in the affiliated minors beginning play on the same day, Altoona-Bowie and Portland-New Hampshire both threw the first pitches of the 2021 minor league season at 6:03 p.m.

The Curve began the season with eight of Pittsburgh's top-30 prospects and four members of their 40-man roster in Rodolfo Castro, Roansy Contreras, Oneil Cruz and Max Kranick. Castro made his major league debut in April before joining Altoona for Opening Day and each player would end up suiting up for the Pirates before the 2021 campaign wrapped up.

With several top prospects across the diamond, Altoona raced out to a 27-18 start and were within a half game of first place on June 25 before the injury bug caught both ace pitcher Roansy Contreras and infielder Oneil Cruz in early July. Altoona finished the season with a 58-59 record in fifth place in the Southwest Division.

On the infield, Altoona began the season with a top infield prospect at each position with 3B Rodolfo Castro, SS Oneil Cruz, 2B Ji-Hwan Bae and 1B Mason Martin. Cruz, a 6'7" shortstop would go on to become the tallest player to ever start a game at shortstop in the Major Leagues when he made his debut on October 2 at PNC Field against the Cincinnati Reds. Over the final two games of the season, Cruz went 3-for-9 with a home run and three runs batted in.

Mason Martin finished fourth in the AA-NE League with 22 home runs, the most by a Curve batter since 2005 when Jose Bautista (23) and Josh Bonifay (25) were circling the bases at PNG Field. Martin recorded just the ninth 20-homer season in franchise history.

In the outfield, the Curve received steady production in right field from Cal Mitchell and in left field from Canaan Smith-Njigba before the outfield group received a pair of late-season additions, thanks in part to the Pirates' activity at the trade deadline. Jack Suwinski joined the Curve in late-July from the San Diego Padres organization in the Adam Frazier trade and Matt Fraizer,



Oneil Cruz recorded 32 extra base hits in 62 games with the Curve in 2021 and later became the tallest player to start a game at SS in the Major Leagues

the High-A East's leading hitter, rounded out a powerful and patient group.

On the mound, Altoona saw 12 dominating starts from Roansy Contreras around a stint on the injured list. Contreras struck out ten batters in a game three times, matching Ian Snell (2004) for the most double-digit strikeouts games in a season in franchise history. Contreras made his major league debut in Pittsburgh on September 29 with three scoreless innings.

Johnstown, PA native Trey McGough earned the Curve's Pitcher of the Year award pitching in the same ballpark he attended games at as a kid. McGough who regularly pitched in front of dozens of family members and friends, recorded a 3.41 ERA in 18 starts. McGough finished the season strong recording 15.2 consecutive scoreless innings across his final three starts, including seven scoreless innings in the final game of the season at PNG Field, a 5-2 Curve victory.



Endy Rodriguez joined the 2022 Curve in early-August and quickly established himself as one of the Eastern League's best.



Luis Ortiz became the first Curve Pitcher to throw two immaculate innings in the same season. He earned the team's Pitcher of the Year Award for the 2022 season.

The 2022 Curve took to the field with a prospect-packed lineup of position players and pitchers. The result was an endless parade of franchise records falling and several players moving on to make their major league debut in Pittsburgh. 13 Curve Alumni made their MLB debut during the 2023 season with the Pirates led by OF Jack Suwinski, who was recalled directly from the Altoona roster with teammate Tucupita Marcano and smashed 19 home runs in 106 games with Pittsburgh; including a three-homer game at PNC Park on Father's Day which finished with a walk-off bomb from the 2021-22 Curve outfielder.

Altoona put together their first winning season since 2018 with a 71-66 record that saw the team finish with a 38-30 record in the second half of the season, just 2.5 games back of a playoff spot.

The 2022 Curve set a host of franchise records including: Most home runs in a season (143), most home runs hit in home games (74), most players with 20+ HR (2 players - Andres Alvarez and Aaron Shackelford), matched for 4th time in franchise history), most stolen bases in a season (162), most lead-off home runs hit in a season (6), most strikeouts in a season (batting, 1,254), fewest complete games thrown in a season (0), most strikeouts in a season (pitching, 1,247), most wild pitches thrown (98), most starting pitchers used (matched, 22), and most consecutive games with a home run (12). Altoona also matched or set several single-game records including runs scored in a game (5/19 vs. Richmond, 19), hits in an inning (matched, 6/2 vs. Bowie, 9), most triples in a game (matched, 6/2 vs. Bowie, 3), and most home runs allowed in an inning (4, 4th inning on 4/13 vs. Richmond).

Among Eastern League teams, Altoona finished the season tied for first in batting average (.248), second in the league in reliever ERA (3.84) and third in runs scored (681).

Aaron Shackelford led Pirates minor leaguers with 26 home runs, passing Josh Bonifay for the second-highest single-season total in franchise history. Utility man Andres Alvarez recorded the first 20/20 season in Altoona with 20 home runs and 21 stolen bases across 110 games in a lineup that was hammered by injuries throughout the season.

The #1 overall selection in the 2021 draft, catcher Henry Davis, arrived in Altoona in early-May and promptly announced his presence with a massive 2-run home run in his team debut on May 10 against Somerset. Davis' season in Altoona was limited to 31 games because of injury and as the season ticked into the second half, the Curve added another top prospect to the lineup in Endy Rodriguez. Rodriguez dominated in a 31-game run with Altoona to wrap up the regular season, batting .356 with 14 doubles and eight home runs with 32 runs batted in.

On the mound, Quinn Priester, Mike Burrows and Luis Ortiz headlined one of the league's top pitching staffs. Priester recorded a 2.87 ERA in 15 starts, the 4th-best mark among qualified Double-A pitchers since his debut on June 19, while Burrows pitched to a 2.94 ERA in 12 starts to begin the season before a promotion to Triple-A Indianapolis. Ortiz, however, made the most progress during the season eventually earning the Curve's Pitcher of the Year Award. Twice during the season, Ortiz fired an immaculate inning, setting down the side in order with three strikeouts on nine pitches, all strikes. His 126 strikeouts in 24 appearances, 23 starts, were the fourth-most in a season in franchise history and he went on to make his major league debut on September 13 at Cincinnati with 5.2 scoreless innings. J.C. Flowers and Tahnaj Thomas took home the team's Fireman of the Year Award, Andres Alvarez earned the team's Unsung Hero Award and Jared Triolo was named Most Valuable Player.

Celebrating 25 years of memories in Curve, PA the 2023 season in Altoona saw the Curve finish with a 67-68 record, the second time in three seasons following the cancelled 2020 campaign that the Curve finished their season exactly one game under .500.

Peoples Natural Gas Field hosted 308,003 fans, an average of 4,597, in 67 openings. It was the highest attendance mark for the Curve since the 2019 season and it was the 12th time in 24 seasons of play that more than 300,000 fans came through the gates at PNG Field. The Curve stand at 1,699 wins in franchise history, setting up the potential 1,700th win on Opening Day in 2024.

Altoona set their franchise record in several categories in 2023 including: Lowest Team Batting Average (.236), Fewest Triples (19), Most Stolen Bases (163), Fewest Saves (26), Most Hit by Pitch (Pitching, 88). 2023 was the second straight season that Altoona set their franchise record in stolen bases after picking up 162 swipes in 2022.

On an individual basis, RHP **Aaron Shortridge** made 27 starts, tied for the most in a season with nine other pitchers. He also became the 5th Curve pitching in franchise history to win 5 games in a calendar month when he turned in a 1.91 ERA in the month of August. INF **Tsung-Che Cheng** matched the franchise record on July 5 against Erie with 4 Stolen Bases in a game, while Dylan Shockley matched the franchise record with four runners caught stealing on May 12 against Akron.

Additionally, the 2023 season also saw the Largest Margin of Victory and Largest Shutout Victory in franchise history on May 25 against Hartford with a 16-0 win. As well, the Curve allowed a home run in a record 13 straight games from June 7-21. On an unseasonably warm day at Erie on April 12th, the Curve matched the record for Most Home Runs in a Game with six home runs when **Lolo Sanchez**, **Mason Martin 2x**, **Henry Davis**, **Matt Fraizer** and **Andres Alvarez** each homered.

With RHP **Paul Skenes** making his Double-A debut on Saturday, August 26, the Curve welcomed the largest crowd in franchise history with 10,164 fans at Peoples Natural Gas Field. The attendance total surpassed the Pirates-Curve Exhibition game on March 30, 2013 (10,116) and is the largest crowd in the Eastern League since July 27, 2013 when the Portland Sea Dogs hosted the Harrisburg Senators in front of 16,674 fans at Fenway Park.

Altoona won a wild back-and-forth affair, 9-8, against the Akron RubberDucks in Skenes' lone start at PNG Field. He walked two batters and allowed three ground ball hits and hit his pitch limit in the first inning. To lead the comeback effort OF **Matt Gorski** picked up three hits, including a game-tying double in the ninth inning. **Joe Perez** reached in all five of his plate appearances (including hitting his sixth home run in 13 games with Altoona) and **Carter Bins** sent the record crowd home happy with a walk-off infield single that ricocheted off the pitcher with the bases loaded and two out in the ninth inning.

While Skenes was one of the major late-season headlines in the 25th year of Curve baseball, C **Henry Davis** was one of the minor leagues' biggest headlines in April and May. Davis, the No.1 Overall selection in 2021, returned from a wrist injury that plagued his 2022 season and became one of the most impactful hitters in the month of May. Davis was third among all Double-A players in OPS (on-base plus slugging percentage) with a .980 mark when he was promoted to Triple-A Indianapolis on June 5th. Davis picked up a hit in 17-of-22 games played in May and recorded his first two career multi-homer games in an Altoona uniform. He went on to make his major league debut with the Pirates on June 19 and played in 62 games through the rest of the season.

While Davis was one of the great on-field stories of the Curve's 2023 season, perhaps nothing will ever measure up to the story that **Drew Maggi** told baseball fans. Originally drafted by the Pirates in 2010 and an Eastern League All-Star for the Curve in 2014, Maggi made his major league debut after a 13-year minor league career and 1,154 minor league games for the Pirates, Angels, Dodgers, Indians, Twins and Phillies. In three games for the Pirates before his return to Altoona, he went 2-for-6 with a double and a run batted in. Maggi became the 198th alumni in franchise history to reach MLB when he pinch-hit for the Pirates on Wednesday, April 26 against the LA Dodgers.

The Curve saw their 200th alumni in franchise history, LHP **Joe Jacques**, make his major league debut during the 2023 season, one of 15 alumni to major their major league debut. INF **Drew Maggi**, C/OF **Henry Davis**, and RHP **Kyle Nicolas** all suited up for the Curve as minor leaguers and debuted during the season, while INF **Liover Peguero** suited up everyday for the Curve into early-July and settled into a regular role with the Pirates for the final two months of the season. Peguero was named the team's Most Valuable Player at the end of the season.

Pitching was one of the major themes of the Curve's 2023 season as top prospects like RHP **Jared Jones**, LHP **Anthony Solometo**, RHP **Bubba Chandler**, and RHP **Braxton Ashcraft** rounded out a solid rotation with RHP **Aaron Shortridge** and RHP **Sean Sullivan**. Jones, who was named the Pitcher of the Year, allowed two runs or fewer in each of his ten starts with Altoona to begin the season. When Jones was promoted to Triple-A, Solometo arrived in his place and became the youngest pitcher to reach the Eastern League in 2023, doing so at 20 years, 6 months and 15 days when he made his debut on June 17 at Somerset. Solometo was the 13th player in franchise history to suit up for the Curve under the age of 21 and slots in as the 5th-youngest player in the team's history.

LHP **Nick Dombkowski** and RHP **Cameron Junker** were named co-Firemen of the Year as the most valuable members of the team's pitching staff and INF **Claudio Finol** took home the team's Unsung Hero Award.

Altoona had several players finish the season ranked in the top ten in the Eastern League in hitting and pitching categories. OF **Matt Fraizer** ranked sixth in the league in hits (110) and sixth in runs (67), while OF **Connor Scott** finished the year tied for fourth in triples (4). On the mound, RHP **Aaron Shortridge** ranked first in the league in wins (11), tied for first in games started (27), tied for first in complete games (2), and second in innings pitched (138.1). RHP **Sean Sullivan** ranked sixth in the league in ERA (3.88), sixth in WHIP (1.27) and eighth in the league in batting average against (.245). RHP **Cameron Junker** finished the year second in appearances (45).



Led by former Arizona Diamondbacks catcher, Manager **Robby Hammock**, the Curve embarked on their 2025 campaign with an impressive rotation of starting pitching talent. Highlighted by top prospects **Bubba Chandler**, **Braxton Ashcraft**, **Sean Sullivan**, **Anthony Solometo** and eventually **Thomas Harrington**, Altoona's staff became one of the most formidable rotations among all minor league clubs.

However, a leaky bullpen, and an inconsistent offense limited the Curve 62-76 record, the third time in four seasons that the team finished with a record below .500.

Bubba Chandler was named Altoona's 2024 Pitcher of the Year after recording a 3.60 ERA in 19 games, 16 starts. Chandler also earned the save for the National League in the Sirius/XM Futures Game, the 22nd Curve player to appear in the annual exhibition. (Rob Lynn)



Paul Skenes became the fifth No.1 Overall selection to play for the Curve on August 26, 2023, joining RHP Bryan Bullington, RHP Gerrit Cole, and C Henry Davis as the only ones to do it in franchise history.

2023

2024

The group of ace pitchers, Ashcraft, Chandler and Harrington wrote their names into the Curve record books, combining for six games of at least 10 strikeouts during the calendar season. Prior to 2021, the team had never had more than three 10-strikeout games in a season, a franchise record that fell in late-June when Chandler struck out 11 Akron RubberDucks at PNC Field; a second straight start in which he struck out at least ten hitters. Thomas Harrington was named the Eastern League's Pitcher of the Month in July after recording two more 10-strikeout games and leading all Double-A arms with a 0.70 ERA and 32 strikeouts. Harrington, who was promoted to Triple-A on August 4, was the first Curve player to earn a monthly honor since **Barrett Barnes** in 2016.

While pitching was central to the 2024 season in Altoona, the team's struggles early in the season wrote a story of its own. With an offense struggling to hit with men in scoring position and an inconsistent bullpen, the team saw a 4-2 start ruined by a stretch of losing 19-of-20 games from April 13 to May 5. The 15-game losing streak from April 19 to May 5 saw the team lose in every conceivable fashion, from critical errors at inopportune moments late in games, to a brutal stretch of hitting with men in scoring position. The streak saw Altoona swept in a 6-game series for the first time since the adoption of the 6-game scheduling in 2021. The streak finally ended on the strength of a brilliant bullpen performance from starter **Bubba Chandler** on Sunday, May 5 in Harrisburg. Having built a 6-2 lead, Chandler remained ready in the bullpen for his second appearance of the week and tossed three scoreless innings to secure his first career save and ended the longest losing streak by an Eastern League Club since Richmond dropped 15 during the 2015 season.



Braxton Ashcraft struck out 12 batters for the Curve on June 6 at Richmond, his final outing before a promotion to Triple-A Indianapolis. (Rob Lynn)

The team's play picked up in the month of June with the additions of **Charles McAdoo**, **Luis Peralta** and **Jaden Woods**; each of whom had a critical role in stabilizing an unstable team. McAdoo, Pittsburgh's 13th round draft pick in 2023, hammered Eastern League pitching at a similar pace to what he did with Greensboro in the South Atlantic League to help the team to a 14-12 record in the calendar month. From June 16 - July 13, Altoona went 22-9 and won five-of-six games from an opponent twice. The team's resurgence was short-lived, however, coming out of the All-Star break, Altoona dropped 8-of-9 games on their road trip to Somerset and Erie. Offense was the main culprit with the team averaging just 2.3 runs per game and batting .167 with runners in scoring position. Additionally, the Pirates made two Trade Deadline deals that sent McAdoo to Toronto for INF **Isiah Kiner-Falefa** and Peralta was sent to Colorado for LHP **Jalen Beeks** which shortened the team's depth dramatically.

Five alumni went on to make their major league debut during the 2024 season, beginning with RHP **Jared Jones** (2023, 3/30/24 - PIT), RHP **Paul Skenes** (2023, 5/11/24 - PIT), C **Grant Koch** (2021-22, 5/29/24 - PIT), LHP **Luis Peralta** (2024, 8/24/24 - COL) and RHP **Mike Burrows** (2022, 9/28/24 PIT)

Altoona welcomed five Pirates on Major League rehab during the season. 2021 No. 1 Overall selection **Henry Davis** joined the Curve for a handful of games in late-June while pitchers **Ryan Borucki** and **David Bednar** rehabbed in the same game on July 9, marking the seventh time in franchise history that two Pirates rehabbed in the same game for the Curve. Borucki returned for additional appearances later in the week-long series with Richmond and after the trade deadline both INF **Isiah Kiner Falefa** and 2022 Curve catcher **Endy Rodriguez** rehabbed with the team.

The season closed on a high note when **Termarr Johnson** joined the Curve on August 27. At 20 years, 2 months and 16 days, Johnson became the third-youngest player to suit up for the Curve, behind Jose Tabata and Andrew McCutchen and reached base safely in 9-of-14 games with the Curve

FRANCHISE TIMELINE

June 1997	Altoona native Bob Lozinak joins a group that is pushing for a minor league baseball franchise.	Nov. 1, 1999	With Sal Baglieri being elevated to the role of Senior Advisor, Jeff Parker is hired as the Curve's second general manager.
Oct. 4, 1997	With just hours to spare, the state of Pennsylvania allocates nearly \$11 million in state funds towards the building of a new ballpark that would play host to the proposed new minor league baseball team.	May 15, 2000	The Curve host an exhibition game against the Pittsburgh Pirates in front of a crowd of 7,346 at Blair County Ballpark.
Oct. 5, 1997	The expansion committee of the National Association of Professional Baseball Leagues unanimously grants Altoona's bid for a new minor league franchise over the bid submitted by the city of Springfield, Mass.	Oct. 17, 2001	Curve majority owner Bob Lozinak announces that the franchise will be sold to a new group headed by Pittsburgh sports attorney Chuck Greenberg. Later, Greenberg would welcome Pittsburgh sports stars Jerome Bettis and Mario Lemieux into the new ownership group.
March 7, 1998	Groundbreaking ceremonies take place at the future site of Blair County Ballpark.	April 3, 2002	Less than 48 hours before the start of the 2002 season, the ownership transfer officially takes place. Todd Parnell is officially named the club's third general manager.
April 27, 1998	Altoona is officially granted an expansion franchise by the Eastern League.	Aug. 8, 2002	The Curve franchise is featured in a full-page feature story in the sports section of USA Today. The article titled "Curve Shape a Region's Heart" documents the gameday happenings at Blair County Ballpark.
July 2, 1998	"Curve" is selected as the new franchise's nickname.	Jan. 2003	Construction begins on a nearly \$1 million privately financed addition to BCB. The project yielded a left-field Picnic Pavilion, Party Deck and outfield bleacher seating section in time for the 2003 season.
Sept. 15, 1998	The Curve announce a four-year player development contract with the Pirates.		
April 10, 1999	After a rainout the day before, the first game in Curve franchise history is played as part of a doubleheader in Reading—the Curve lose 6-2 in game one but bounce back for a 6-4 win in game two of the twinbill.		
April 15, 1999	The Curve's home opener is played before 6,171 fans at Blair County Ballpark, a 6-1 win over Bowie.		

July 4, 2004	The Curve welcome U.S. Vice President Dick Cheney for the Fourth of July game against Harrisburg. Cheney tossed out the first pitch and watched the first half of the game with his wife and granddaughter.	Jan. 22, 2019	The Curve roll out an alternate identity for 2019, complete with a new nickname, colors and uniforms, as the Allegheny Yinzers. The black-and-yellow threads are worn for seven games to celebrate the people of Western and Central Pennsylvania while bringing several Pittsburgh-themed promotions to Altoona.
Dec. 2004	After setting a fifth-straight attendance record, the Curve are awarded the Larry MacPhail Trophy for promotional excellence in Minor League Baseball.	Dec. 8, 2019	Curve owner Bob Lozinak is honored as the King of Baseball at the 2019 Winter Meetings in San Diego. The award recognizes a veteran of professional baseball for longtime dedication and service as one of the game's highest individual honors.
July 12, 2006	The Curve host the 2006 E.L. All-Star Game in front of a then-record 9,308 fans.	March 12, 2020	Minor League Baseball announces the delay of the 2020 season shortly after MLB did the same due to the COVID-19 pandemic.
Dec. 2006	The Curve are awarded Minor League Baseball's highest honor, the John H. Johnson President's Trophy, signifying the top franchise among all clubs across the U.S. and Canada. The club is also presented with the Baseball America Bob Freitas Award as the top Double-A franchise in the minors.	June 25, 2020	The Pirates and Curve announce PNG Field as the Alternate Training Site for the Pirates during the 2020 season. Minor League Baseball would announce the cancellation of the 2020 season just five days later.
June 17, 2008	Jimmy Carter, the 39th President of the United States, attends a Curve game while on a fishing trip to Spruce Creek in nearby Huntingdon.	December 9, 2020	The Pirates and Curve announce agreement on a new ten-year Player Development License for Pirates Double-A players to continue play at PNG Field
Dec. 1, 2008	Chuck Greenberg announces his group is selling the Curve back to original owner Bob Lozinak.	May 4, 2021	The Curve take the field for the first time in 614 days at PNG Field. Roansy Contreras struck out 11 in his organizational debut, a 2-1 loss to Bowie.
Dec. 5, 2008	The original Voice of the Altoona Curve from 1999-2004, Rob Egan, is named the fourth general manager in Curve history.	October 6, 2021	Nate Bowen is named the sixth general manager in franchise history. Bowen spent nine seasons with the organization rising to the role of Assistant General Manager in the fall of 2018.
Dec. 30, 2008	Minor League Baseball approves the sale of the Altoona Curve. Bob Lozinak and his family again own their hometown team.	Winter 2022	PNG Field undergoes several renovations and upgrades including a new padded outfield wall, updated player-related spaces and a new right field videoboard.
May 23, 2009	The Altoona Curve extend their current Player Development Contract with the Pittsburgh Pirates for an additional four years, ensuring the affiliation would become the longest the Pirates had ever had with a minor league club in franchise history.	July 2023	Diamond Baseball Holdings officially announces their intent to purchase the Curve from long-time owners Bob and Joan Lozinak. Altoona was one of several additions to DBH's portfolio in 2023.
Sept. 18, 2010	Altoona defeats Trenton, 5-2, in Game 4 of the ELCS at Trenton's Waterfront Park to clinch the first EL championship in franchise history.	August 26, 2023	RHP Paul Skenes makes his Double-A debut with the Curve and PNG Field hosts the largest crowd in franchise history of 10,164 fans.
Nov. 23, 2010	The Curve unveil a new logo set that pays tribute to the engineers and railroad heritage that helped build the city of Altoona.	September 14, 2024	PNG Field welcomes 7,027 fans, pushing the team's total attendance to 305,598, marking the first time since 2007-08 that the club has hosted over 300,000 in attendance in consecutive seasons.
Jan. 31, 2012	The Altoona Curve and Peoples Natural Gas forge an agreement to rename Blair County Ballpark, which was the standing name on the facility for the first 13 seasons, Peoples Natural Gas Field.		
Oct. 4, 2012	The Curve receive Minor League Baseball's Golden Bobblehead Award for Best Charity Promotion or Event for their season-long community effort, "Curve, PA Blue Out Saturdays."		
March 30, 2013	A franchise-record 10,116 fans flock to Peoples Natural Gas Field to watch the second-ever Pirates-Curve Exhibition Game, which the Curve won, 8-6. Prior to the game, the Curve extended their Player Development Contract with the Pirates through the 2018 season.		
July 15-16, 2014	The Curve host the Eastern League All-Star Game for the second time in franchise history.		
Sept. 2015	The Curve cap their highest-attended season since 2008 by earning the Eastern League's nomination for the John H. Johnson President's Award and return to the E.L. playoffs for the first time since 2010.		
Oct. 7, 2016	Derek Martin is named the fifth general manager in franchise history. During his first months on the job, the stadium sees the reconstruction of its box office and new LED field lights installed.		
Sept. 14, 2017	The Curve beat the Trenton Thunder, 4-2, to solidify their second Eastern League Championship.		
Spring 2018	Peoples Natural Gas Field sees fresh upgrades with the installation of a new playing surface and a state-of-the-art video board.		
March 17, 2018	The Pirates and Curve announce a four-year extension to their Player Development Contract through 2022 during the championship ring ceremony for the 2017 Curve at LECOM Park in Bradenton prior to the Pirates' spring training game.		
Sept. 12, 2018	For the first time in their 20-year affiliation, the Pirates starting lineup is made entirely of former Curve players.		

Diamond Baseball Holdings (DBH) was established in 2021 by Pat Battle and Peter Freund to support, promote, and enhance Minor League Baseball Clubs affiliated with Major League Baseball through professional management, best practices, innovation, and investment. It was announced in July of 2023 that Diamond Baseball Holdings intended on purchasing the Altoona Curve from founding owners Bob and Joan Lozinak.

Entering the 2025 season, DBH owns 42 clubs representing 10 different leagues across various levels of the Minor Leagues.

Triple-A Clubs

Albuquerque Isotopes (COL)
Charlotte Knights (CHW)
Gwinnett Stripers (ATL)
Iowa Cubs (CHC)
Louisville Bats (CIN)
Memphis Redbirds (STL)
Norfolk Tides (BAL)
Oklahoma City Comets (LAD)
Omaha Storm Chasers (KC)
Scranton/Wilkes-Barre RailRaiders (NYY)
St. Paul Saints (MIN)
Syracuse Mets (NYM)
Worcester Red Sox (BOS)

High-A Clubs

Brooklyn Cyclones (NYM)
Dayton Dragons (CIN)
Hub City Spartanburgers (TEX)
Hudson Valley Renegades (NYY)
Lansing Lugnuts (OAK)
Rome Emperors (ATL)
Tri-City Dust Devils (LAA)
Vancouver Canadians (TOR)
Winston-Salem Dash (CWS)

Double-A Clubs

Altoona Curve (PIT)
Arkansas Travelers (SEA)
Binghamton Rumble Ponies (NYM)
Birmingham Barons (CWS)
Columbus Clingstones (ATL)
Harrisburg Senators (WSH)
Midland RockHounds (OAK)
New Hampshire Fisher Cats (TOR)
Portland Sea Dogs (BOS)
Springfield Cardinals (STL)
Tulsa Drillers (LAD)
Wichita Wind Surge (MIN)

Single-A Clubs

Augusta GreenJackets (ATL)
Fresno Grizzlies (COL)
Hickory Crawdads (TEX)
Inland Empire 66ers (LAA)
Modesto Nuts (SEA)
Rancho Cucamonga Quakes (LAD)
Salem Red Sox (BOS)
San Jose Giants (SF)



DIAMOND
BASEBALL HOLDINGS™

BOB & JOAN LOZINAK • FOUNDING MEMBERS

Bob and Joan Lozinak, both Altoona natives who always had dreams of bringing professional baseball to their hometown, were finally able to realize that dream in 1999. The original owners of the franchise from 1999-2001, Bob and Joan along with their three sons, Mike, David and Steve, reacquired their hometown team on December 30, 2008.

Bob and Joan sold the club to Diamond Baseball Holdings in July of 2023, during the 25th year of operations. In all, the Lozinaks owned the Curve for 18 years.

The Lozinaks had visions of bringing professional baseball to Altoona in the late 1970s, but public opposition thwarted the idea. They then proceeded to buy the Triple-A Albuquerque Dukes from former Los Angeles Dodgers owner Peter O'Malley and over the next 20 years (1979-2000), the Dukes captured six Pacific Coast League titles and numerous awards for club operations. Lozinak is among only a handful of minor league baseball owners to have been awarded the prestigious John H. Johnson Trophy twice. The Johnson Trophy is awarded annually to the top franchise in Minor League Baseball in the U.S. and Canada. The Dukes were presented the honor in both 1984 and 1991. Additionally, Albuquerque also captured the Larry McPhail Trophy for the country's top promotional effort in 1987. Lozinak sold the Dukes in 2000 so he could focus his efforts on his new franchise, the Altoona Curve.

After selling the Curve in 2002, the family purchased the West Tenn Diamond Jaxx and enjoyed Double-A affiliations in the Southern League with both the Chicago Cubs and the Seattle Mariners before the team was sold in the early months of the 2008 season.

Bob was born in Altoona on June 4, 1937. His college education was halted by five years of service in the Army during the 1960s. Lozinak completed Officer Candidate's School in Lawton, Okla. and was honorably discharged as a 1st Lieutenant. Upon his departure from the Army, Lozinak returned to finish his education at St. Francis College in Loretto, Pa. and graduated with a bachelor's degree in history.

After college, Bob and Joan became McDonald's franchisees in 1969 and their role as an owner-operator continues with stores in Hartford County, Maryland. Since the purchase of their first McDonald's franchise, Joan has been actively involved in many phases of the operation of the restaurant, whether it means balancing the restaurant budget or appearing at numerous functions within the community.

Joan, a graduate of Altoona Catholic High School, currently serves on the Board of Trustees for Bishop Guilfoyle Catholic High School in Altoona. She is actively involved in long-term planning, policy development, financing, capital improvements, public relations and marketing, development and alumni relations and budgetary management. Joan has always been actively involved in the Catholic church serving as either a Eucharistic Minister or singing in the choir.

Bob and Joan Lozinak were inducted to the Blair County Sports Hall of Fame on April 23, 2016.

After Bob's 40th season in baseball in 2019, Minor League Baseball honored the Curve owner with one of the industry's highest individual awards and crowned Lozinak the King of Baseball for his lifetime of dedication and service to the game. He received the award on December 8, 2019 at the Winter Meetings in San Diego.

The couple can often be found somewhere inside Peoples Natural Gas Field on game days enjoying Curve baseball with fellow fans and enjoying the fun, affordable family atmosphere they always dreamed of providing through the game of baseball in their hometown.



Bob and Joan Lozinak on Opening Night 2009, their first game back as owners of the team since 2001

NATE BOWEN • GENERAL MANAGER

On October 6, 2021, Nate Bowen was named the sixth general manager in franchise history. Bowen enters his 11th season as a member of the front office staff in Altoona, joining the club as the Communications and Broadcasting Assistant in 2013 before rising through the ticket sales department until he was named Assistant General Manager in the fall of 2018.

"Nate has been an integral part of our team here for a long time. He has helped our organization in countless ways throughout his career, and we all think that he is ready for this next challenge," said Curve Chief Operating Officer, David Lozinak at the time of the hire. "Nate has extensive experience in all aspects of our operation, so he's just not a pretty voice that most people have heard on the radio; he's an extremely intelligent individual that is well-versed in minor league baseball."



Bowen served parts of five seasons in the Curve broadcast booth that included the 2017 Eastern League Championship clincher, the 2014 Eastern League All-Star Game as well as the Pirates vs. Altoona Curve exhibition game at PNC Field in 2013. He has also held broadcasting and media relations roles with the Northwest Arkansas Naturals (AA - Texas League), Durham Bulls (AAA - International League), and the Princeton Rays (Rookie - Appalachian League). He began his broadcasting career at Baldwin-Wallace University in 2005 and served as the broadcaster for the Division III school's football, basketball, and baseball teams through the 2009 season. In addition to being a play-by-play broadcaster, he co-founded The Morning Buzz, a daily morning show on the campus radio station WBWC 88.3 FM The Sting. Following graduation, Bowen served as the lead broadcaster for AM 1330 WELW in the Cleveland, Ohio area for local high school and college sports.

An active member of the community, Bowen serves on the board of directors for Family Services Inc., is a board member of the Hollidaysburg Lions Club and is a member of the Blair County Chamber of Commerce's Small Business and Public Policy Committees.

Bowen resides in Hollidaysburg with his wife, Jess, who serves as the Curve's Director of Corporate Partnerships, and their daughter Avery Jo. During the offseason he serves as a play-by-play voice for several Altoona area high schools on Talk Radio 98.5 WRTA and enjoys rooting for Buffalo and Ohio sports teams, traveling, and running.

A native of Fremont, Ohio, Bowen enjoys rooting for Buffalo and Ohio sports teams, traveling, and running. He earned a bachelor's degree in Broadcasting/Mass Communications/Public Relations from Baldwin-Wallace University in 2009.

MICHELLE GRAVERT • ASSISTANT GENERAL MANAGER

Hired as the Team's Director of Merchandise in November of 2015, Michelle Gravert was named Assistant General Manager following the 2022 season, the first woman to hold the title in the team's history.

Gravert oversees the team's merchandise and retail operations and takes an active role in the development and execution of the team's strategic plan. A graduate of Saint Ambrose University in Davenport, Iowa, Gravert began her minor league baseball career in 2011 with the Princeton Rays (Rookie, Rays) and three seasons in the merchandise and community affairs departments with the Bowling Green Hot Rods (Single-A, Rays).



A native of Davenport, Iowa, Gravert resides in Duncansville. In her free time she enjoys going to a variety of sporting events, baking, crafting and traveling. Gravert is an active member of the community, volunteering with the Mountain Lion Backpack program, The Girl Scouts of America, the Alzheimer's Association and Discovery Garden.

CURVE GENERAL MANAGERS (6)

Sal Baglieri	1999	Rob Egan	2009-2016
Jeff Parker	2000-2001	Derek Martin	2017-2021
Todd Parnell	2002-2008	Nate Bowen	2021 - Present

Listed by seasons as general manager

WHAT'S IN A NAME?

The name "Curve" was officially chosen as the team nickname on July 2, 1998. The name was selected by fans in a name the team contest. Other finalists included "Fish", "Ridge Runners" and "Lake Monsters." Curve was selected for two reasons: one for the baseball connotation but also as a tribute to the historic Horseshoe Curve, located just outside the city of Altoona. The landmark Horseshoe Curve was built in the 1850s as a means to make it easier for incoming trains to navigate through the Allegheny Mountains. The first train went around "the Curve" in 1854.

ALTOONA CURVE BASEBALL CLUB

Peoples Natural Gas Field
1000 Park Avenue, Altoona, PA 16602
Phone: 814.943.5400 or 877.99.CURVE
Fax: 814.943.9050 or 814.942.9132
www.altoonacurve.com
frontoffice@altoonacurve.com
facebook.com/AltoonaCurveBaseball

X: @AltoonaCurve | Instagram: @altoonacurve



FRONT OFFICE

General Manager	Nathan Bowen
Assistant General Manager/Director, Merchandise	Michelle Gravert
Director, Finance	Hannah Reading
Assistant, Office Management	Michelle Anna
Director, Ticketing	Ed Moffett
Director, Corporate Partnerships	Jess Bowen
Director, Communications & Broadcasting	Jon Mozes
Assistant Director, Communications & Broadcasting	Preston Shoemaker
Director, Community Relations & Retail Merchandise	Tony Talarigo
Director, Marketing, Promotions & Special Events	Mike Kessling
Director, Creative Services	Reid Pohland
Assistant, Creative Services	Nikki Marsh
Mascot Coordinator	Ryan Neely
Director, Food & Beverage	Jamie Skipper
Assistant Director, Food & Beverage	Glenn McComas
Assistant Director, Food & Beverage	Ryan Long
Director, Ballpark Operations	Doug Mattern
Assistant, Stadium Operations	Zane Fanning
Manager, Field Operations	Aaron Smith
Assistant, Field Operations	Garrett Apel
Director, Ticket Operations	Austin Finochio
Manager, Ticket Sales	Logan Ulmer
Account Executive	Bryan Marino
Account Executive	Dylan Sim
Account Executive	Corey Homan

COACHING STAFF

Manager	Andy Fox (1st season)
Pitching Coach	Matt Ford (1st season)
Hitting Coach	Scott Seabol (1st season)
Hitting Coach	Casey Harms (1st season)
Bench Coach	Gary Green (4th season)
Athletic Trainer	Casey Lee (1st season)
Strength & Conditioning Coach	Ryoji Ejima (1st season)

TEAM PERSONNEL

Team Physician	Dr. Joshua Port
Head of Security	Doug Dibert
Head Usher	Lloyd Forshey
Public Address Announcer	Rich DeLeo
Official Scorers	Ted Beam, Dave Musil, Chris Strawmier
Home Clubhouse Manager	Nick Mote
Visiting Clubhouse Manager	Todd Parker

TEAM INFORMATION

Year Established	1999
Ballpark (Seating Capacity)	Peoples Natural Gas Field (7,210)
Major League Affiliation	Pittsburgh Pirates (1999)
Team Colors	Railroad Red, Boiler Bronze, Soot Black

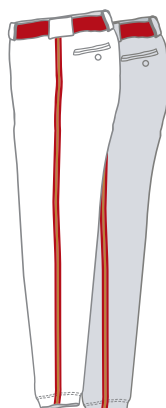
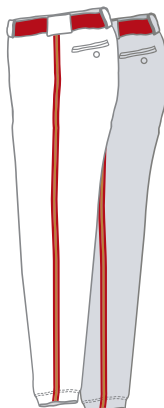
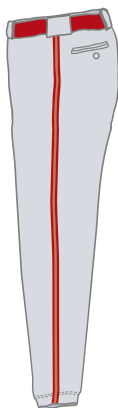
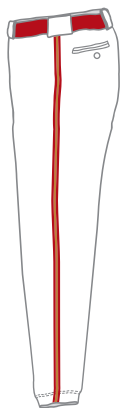


HOME

ROAD


ALTERNATE

ALTERNATE



LONGEST CURVE HIT STREAKS

GAMES	PLAYER	YEAR (DATES)	AVERAGE DURING
24	Austin Meadows*	2016 (5/23-pres.)	.404 (38-94)
21	Kevin Sefcik	2002 (7/3-7/25)	.405 (32-79)
19	Willy Garcia*	2015 (5/25-pres.)	.370 (30-81)
19	Alex Presley	2010 (4/11-5/5)	.392 (29-74)
18	Nate McLouth	2004 (5/25-6/12)	.370 (27-73)
18	Adam Hyzdu	1999 (7/22-8/7)	.397 (29-73)
17	Tsung-Che Cheng	2023 (7/22-8/9)	.393 (24-61)
17	Matt Fraizer	2023 (8/12-9/6)	.342 (25-73)
17	Kevin Newman	2016 (6/21-7/9)	.418 (26-70)
16	Gorkys Hernandez	2010 (6/27-7/17)	.403 (29-72)
16	Starling Marte	2011 (8/19-9/3)	.394 (28-71)
16	Ke'Bryan Hayes	2018 (7/29-8/15)	.317 (20-63)



PRIMARY LOGOS



1999-2010



2010-pres.

WORDMARK LOGOS



1999-2002



2003-2010



2011-pres.

CAP & ALTERNATE LOGOS



1999-2010



1999-2010



1999-2010



2011-pres.



2011-pres.



2011-pres.



2018-pres.

ALTOONA ALL-STAR GAME LOGOS



2006



2014

ANNIVERSARY LOGOS



2003



2008



2013



2018




2023

BIG COUNTRY'S BIG MONTH

In August 2004, Curve first baseman Brad Eldred went on a tear unlike any other in team history. For the month, he exploded for 14 home runs and 50 RBIs in 27 games while batting .340. Both totals are single-month club records. His 50 RBIs are believed to be a minor league record and were just three short of Major League Baseball's record for most RBIs in a month (53 by Hack Wilson in 1930 and Joe DiMaggio in 1939). Over the course of the month, Eldred clubbed two grand slams and had 10 games of three RBIs or more, including two six-RBI performances. He was Eastern League Player of the Month and he went on to earn Pirates Minor League Player of the Year with 38 total home runs, 137 RBIs, 38 doubles and batted .301 with A-Adv. Lynchburg and Altoona.



2025 ALTOONA CURVE



Anthony Solometo was the first 20-year-old pitcher to reach the Eastern League in 2023, firing the third-most innings by a pitcher age-20 or younger at the Double-A level (50.1). He walked just 6.5% of batters he faced in a Curve uniform.

(Photo: Rob Lynn)



PERSONAL

BIRTHDAY: JANUARY 12, 1971	SEASONS IN ALTOONA: FIRST SEASON	PLAYING EXPERIENCE: 12 SEASONS (MiLB/MLB)
AGE: 54	MANAGING EXPERIENCE: SECOND SEASON	POSITIONS PLAYED: 1B, 2B, SS 3B, LF, CF, RF
BIRTHPLACE: SACRAMENTO, CA	COACHING EXPERIENCE: 15TH SEASON	
RESIDES: POLLOCK PINES, CA	APPOINTED TO ALTOONA: JANUARY 31, 2025	

MANAGERIAL/COACHING CAREER

Andy Fox was named the 16th manager of the Altoona Curve on January 31, 2025, taking over for Robby Hammock.

Fox's coaching career has seen him serve in several roles with the Rangers, Mariners, Marlins and Red Sox. His journey began as the Manager for the Texas Rangers with their Single-A affiliate in Clinton in 2006 where he spent one season. Fox was slated to manage Single-A Spokane for the Rangers in 2007, but was hired on March 24th of that year as the Florida Marlins First Base and Infield Coach following the retirement of Perry Hill. Fox worked with the Marlins across the 2007-09 campaigns aiding them to two winning seasons under Fredi Gonzalez and mentoring young major league stars Hanley Ramirez, Dan Uggla and Jorge Cantu. In 2010, he joined the Mariners as their Hitting Coach for their Double-A affiliate in West Tennessee.

Fox joined the Red Sox in 2011 as the team's infield Coordinator, a role he held until 2021. In his coordinator role, Fox oversaw the development of several future major league All-Stars including Rafael Devers, Xander Boegarts and Mookie Betts. Fox earned two additional World Series Championship rings as an instructor in 2013 and 2018 with Boston.



PLAYING CAREER

A former major league utilityman, Fox was drafted in the second round (45th overall) out of Christian Brothers High School in Sacramento and played parts of nine major league seasons: totaling 776 games.

Fox was known best for his versatility on the diamond, appearing at every position except for pitcher and catcher during his major and minor league career with the New York Yankees, Arizona Diamondbacks, Florida Marlins, Montreal Expos and Texas Rangers. Fox earned a pair of World Series Championship rings during his playing career with the Yankees in 1996 and Marlins in 2003.

Fox's playing career ended following the 2005 season with the LA Angels Triple-A affiliate in Salt Lake. Fox batted .239 in his major league career and stole 74 bases in 99 attempts.

FOX MANAGERIAL RECORD

Year	Team (League/Affiliation)	Record	Pct.	Finish	Playoffs
2006	Clinton (Single-A - Midwest League/TEX)	45-94	.324	14th	-
Totals	1 Season	45-94	.324		

CURVE ALL-TIME MANAGERS LIST (16)

Manager	Years	Record	Win %	Manager	Years	Record	Win %
Marty Brown	1999-2000	137-145	.486	Michael Ryan	2017-19	221-197	.529
Dale Sveum	2001-03	213-211	.502	Dave Turgeon	2020	--	--
Tony Beasley	2004-05	161-122	.569	Miguel Perez	2021	58-59	.496
Tim Leiper	2006-08	213-209	.505	Kieran Mattison	2022	71-66	.562
Matt Walbeck	2009-10	144-140	.507	Callix Crabbe	2023	67-68	.496
P.J. Forbes	2011-12	136-147	.481	Robby Hammock	2024	62-76	.449
Carlos Garcia	2013-14	124-160	.437	Andy Fox	2025		
Tom Prince	2015	74-68	.521				
Joey Cora	2016	76-64	.543				

MATT FORD • PITCHING COACH



BIRTHDAY:
APRIL 8, 1981

AGE:

43 (44 ON APRIL 8)

BIRTHPLACE:
TAMARAC, FL

RESIDES:
CORAL SPRINGS, FL

SEASONS IN ALTOONA:
FIRST SEASON
COACHING EXPERIENCE:
12TH SEASON

APPOINTED TO ALTOONA:
JANUARY 31, 2025

PLAYING EXPERIENCE:
10 SEASONS
(MiLB/MLB/IND)

POSITIONS PLAYED:
LHP

Matt Ford joins the Altoona staff after spending the 2024 campaign as the Pitching Coach for Low-A Bradenton. The 2025 season will be his 12th as a coach in the Pirates system, previously serving in the FCL (2022), Greensboro (2021), as the team's Rehab Pitching Coordinator (2019-20), with Bradenton (2017-18), both West Virginia clubs (2016 in full-season and 2015 in short-season) as well as with Bristol (2014).

Ford was Toronto's third round draft selection (103rd overall) in 1999 out of Taravella HS in Coral Springs, FL and made his major league debut with the Milwaukee Brewers in 2003 after his selection in the Rule 5 Draft in December 2002. Ford's final major league appearance with the Brewers came on July 20, 2003, at PNC Park in Pittsburgh before he missed the rest of the season with a sprained left elbow. All told, Ford pitched in 25 games and made four starts in his lone major league season with Milwaukee, recording an 0-3 record with a 4.33 ERA in 43.2 IP. Ford also pitched in the affiliated ranks with Kansas City (2005) and Minnesota (2006) as well as two seasons in the independent Atlantic and Northern Leagues (2007-08). He began his coaching career as the Pitching Coach at the University of Akron in 2012 and joined the Pirates after two years in that role. Ford resides in Coral Springs, Florida with his wife Dana and son Dylan (6).

SCOTT SEABOL • HITTING COACH



BIRTHDAY:
MAY 17, 1975

AGE:

49 (50 ON MAY 17)

BIRTHPLACE:
MCKEESPORT, PA

RESIDES:
ELIZABETH, PA

SEASONS IN ALTOONA:
FIRST SEASON
COACHING EXPERIENCE:
10TH SEASON

APPOINTED TO ALTOONA:
JANUARY 31, 2025

PLAYING EXPERIENCE:
12 SEASONS (MLB/MiLB/
KBO/JPCL)

POSITIONS PLAYED:
C, P, 1B, 2B, SS, 3B, LF,
RF

Hitting Coach **Scott Seabol** comes to Altoona after spending the 2024 season as the Hitting Coach at Low-A Bradenton and begins his second season in the Pirates minor league system. Seabol joined the Pirates after four seasons as a hitting instructor in the Miami Marlins minor league system (2020-2023) and with the New York Yankees (2016-19).

Seabol was drafted by the New York Yankees in 1996 out of West Virginia University and played 60 major league games with the Yankees (2001) and St. Louis Cardinals (2005). Seabol's 14-year playing career wrapped up in 2009 after a season in Korea and two seasons in Japan. A native of McKeesport, PA, Seabol resides in Elizabeth, PA with his twin sons Cole and Cameron (20) and daughter Caylin (15).

CASEY HARMS • HITTING COACH



BIRTHDAY:
MAY 28, 1989

AGE:

34 (35 ON MAY 28)

BIRTHPLACE:
FAIR OAKS, CA

RESIDES:
LAKEWOOD RANCH, FL

SEASONS IN ALTOONA:
FIRST SEASON
COACHING EXPERIENCE:
11TH SEASON

APPOINTED TO ALTOONA:
JANUARY 31, 2025

PLAYING EXPERIENCE:
THREE SEASONS (COL-
LEGE)

POSITIONS PLAYED:
OF

Hitting Coach **Casey Harms** begins his fifth season as an instructor in the Pirates minor league system after serving as Greensboro's Bench Coach in 2024.

Harms, born in Fair Oaks, California, joined the Pirates in 2021 as the Hitting Coach in the Florida Complex League. Harms played outfield at Division III Occidental College in Los Angeles and then went on to coach in the collegiate ranks at UC Santa Barbara (2013-18) and Santa Barbara City College (2019-21).

He also spent two seasons as the Manager for the Waterloo Bucks in the Northwoods League (2019-20) and led the team to a 28-13 record and a league championship in 2020. Harms resides in Lakewood Ranch, Florida with his wife Sam and their daughter Parker.



GARY GREEN • BENCH COACH

BIRTHDAY:
JANUARY 14, 1962
AGE:
63
BIRTHPLACE:
PITTSBURGH, PA
RESIDES:
ARLINGTON, TX

SEASONS IN ALTOONA:
FOURTH SEASON
COACHING EXPERIENCE:
20TH SEASON
APPOINTED TO ALTOONA:
DECEMBER 21, 2022

PLAYING EXPERIENCE:
TEN SEASONS
(MLB/MLB/IND)
POSITIONS PLAYED:
INF



Gary Green returns as Bench Coach for the 2025 season after holding the same role in 2022 with Indianapolis. Green spent the 2021 season with the Curve as Bench Coach and begins his 20th season as a minor league instructor for the Pirates. He previously served as the Minor League Infield Coordinator/Roving Infield Instructor for the Pirates from 2011-2021.

Green earned extensive managerial experience in the Pirates and Detroit Tigers organizations, amassing a 588-713 record (.488) across 11 seasons. Green's most recent managerial experience came in a four-year run in the South Atlantic League with West Virginia (2009-10) and Hickory (2007-2008). His managerial stops include one season in Lynchburg (2006), three seasons with Lakeland (2002-2004), two seasons with Oneonta (2000-2001), and one season in the Gulf Coast League with the GCL Tigers (1999).

A former major league infielder for parts of five seasons, Green's professional career on the diamond began after the San Diego Padres selected him 27th overall in the 1984 Amateur Draft. Prior to starting his professional career, Green was the starting shortstop for Team USA in the 1984 Olympic Games. Green went on to spend five seasons in the Padres organization, making his major league debut in September of 1986, two years in the Texas Rangers system and concluded his playing career after four seasons in the Cincinnati Reds organization. Green batted .222 with nine doubles and 11 RBI in 106 major league games with

the Padres, Rangers and Reds.

A Pittsburgh native, Green played four years of baseball at Oklahoma State. His father, Fred, pitched for the Pirates for parts of four seasons (1959-64) and was a member of the 1960 World Champion Pirates.



CASEY LEE • ATHLETIC TRAINER

BIRTHDAY:
DECEMBER 8, 1994
AGE:
30 (TURNS 31 ON DECEMBER 8)
BIRTHPLACE:
SAN JOSE, CA
RESIDES:
HONG KONG, CHINA

SEASONS IN ALTOONA:
FIRST SEASON
COACHING EXPERIENCE:
SEVENTH SEASON
APPOINTED TO ALTOONA:
JANUARY 31, 2025

Casey Lee spent the 2024 season as the Athletic Trainer with Single-A Greensboro and begins his seventh season working for the Pirates.

Lee received his bachelor's degree in Movement and Sports Science from Purdue University in 2017 and his master's degree in Athletic Training from West Chester (PA) University. Lee spent two seasons with Greensboro and the 2022 season with Low-A Bradenton as Athletic Trainer.



RYOJI EJIMA • STRENGTH & CONDITIONING COACH

BIRTHDAY:
APRIL 20, 1993
AGE:
31 (TURNS 32 ON APRIL 20)
BIRTHPLACE:
LIZUKA, FUKUOKA, JAPAN
RESIDES:
BRADENTON, FL

SEASONS IN ALTOONA:
FIRST SEASON
COACHING EXPERIENCE:
SIXTH SEASON
APPOINTED TO ALTOONA:
JANUARY 31, 2025

Ryoji Ejima joins the Curve after spending 2024 as the Assistant Strength & Conditioning Coach at Triple-A Indianapolis. Ejima, born in Lizuka, Fukuoka, Japan, is in his fifth season working in the Pirates minor league system, he served as the Strength & Conditioning Coach for Greensboro in 2022 and Bradenton in 2021.

Ejima earned his bachelor's degree in Health and Sports Science, Athletic Training from Chukyo University in 2016 and a master's degree in Exercise Science, Strength and Conditioning from Appalachian State in 2021, he joined the organization after two years as a Graduate Teaching Assistant at Appalachian State University.



PERSONAL

HEIGHT/WEIGHT: 6-4/210
BIRTHPLACE: Jacksonville, FL
BORN: December 15, 2000
ACQUIRED: 2nd Round (2022)

BATS/THROWS: Left/Left
RESIDES: Taveras, FL
AGE: 24 (Turns 25 on December 15)
SCHOOL: University of Florida

CAREER HIGHS

IP (START): 5.0, 6x, last - 7/4/24 (GBO @ JS)
IP (RELIEF): 4.0 - 6/22/24 (GBO vs. HV)
RUNS ALLOWED: 4, 2x, last - 6/2/24 (GBO @ WS)
STRIKEOUTS: 9 - 6/28/24 (GBO @ JS)
WALKS: 4 - 6/11/24 (GBO @ HIC)
MOST HITS: 6 - 5/18/24 (GBO @ HIC)

PROSPECT RANKINGS

2023 MLB.com No. 15 / Baseball America No. 17 Pirates Prospect
 2024 MLB.com No. 8 / Baseball America No. 18 Pirates Prospect
 2025 MLB.com No. 7 / Baseball America No. 10 Pirates Prospect

CAREER HIGHLIGHTS

CAREER TRANSACTIONS: Drafted by the Pittsburgh Pirates in the 2nd round (44th overall) of the 2022 First Year Player Draft out of the University of Florida... Signed on July 22, 2022 for a bonus of \$1,520,000...

CURVE CUTS: Hunter Harkins Barco... Underwent Tommy John surgery in May of 2022 at Florida... Worked with Pirates rehab coordinator Vic Black during his recovery to smooth out his arm action... Went 17-5 with a 3.18 ERA (152.2ip/54er), 189 strikeouts and a .213 batting average against in 30 games (29 starts) during his career with the University of Florida... Went 5-2 with a 2.50 ERA (50.1ip/14er) and 69 strikeouts in nine starts before undergoing "Tommy John" surgery in May... Was ranked No. 75 on the Top 250 draft prospects list by MLB Pipeline... Was a member of the 2021 SEC All-Newcomer team and was on the roster for the 2021 USA Baseball Collegiate national team... Attended The Bolles School where he was named to the 2019 Florida Times-Union All-First Coast Team... Notable Bolles School Alums include Chipper Jones, Austin Slater (SFG/CIN), DJ Stewart, and Rick Wilkins (11-year professional career from 91-01)... Was initially committed to play at the University of Virginia, but decommitted prior to his senior year and settled on Florida... Played in the 2018 Under Armour All-American Game at Wrigley Field... Was in the mix to be drafted in the first round in the 2019 MLB draft, but a shoulder strain caused him to miss time and impacted his draft status... Had conversations with the Milwaukee Brewers, but, ultimately was not enticed by their offer... Was drafted by the Mets in the 24th round in 2019, but opted to honor his commitment to pitch at Florida... Shared a pitching staff with Cleveland Guardians pitchers Tommy Mace, Jack Leifcwitz and Franco Aleman at Florida... His younger brother Holden is a class of 2026 baseball prospect as a 1B/LHP...

2025: Was a non-roster invite to Pirates Spring Training...Named to Spring Breakout Game Roster, where he tossed two innings and allowed one run with a strikeout...

2024: Tossed 2.0 scoreless innings in the Spring Breakout Game for the Pirates against the Orioles... Assigned to Greensboro to begin the season... Completed 5.0 innings six times in 14 starts with Greensboro... Struck out a career-high 9 batters in 5.0 hitless innings on 6/28 vs. Jersey Shore... Placed on Development List on 7/9 to limit his innings for the year... Struck out 5 in 3.0 scoreless innings in his Double-A debut on 7/21 at Somerset... Placed on 7-Day IL on 7/30 (retro 7/29) with a left leg injury and missed the rest of the season...

2023: Returned to the mound with the FCL Pirates on July 20... Made three appearances in the FCL and allowed just one run in 7.2 innings... Struck out 19 batters in 10.2 innings across six starts

with Low-A Bradenton, recorded a 5.06 ERA...

2022: Did not pitch, recovering from Tommy John surgery...

COLLEGE: Went 17-5 with a 3.18 ERA (152.2ip/54er), 189 strikeouts and a .213 batting average against in 30 games (29 starts) during his career with the University of Florida... Concluded his UF career ranking second all-time with 11.1 strikeouts per nine innings, fifth with 7.2 hits per nine, sixth with a .773 winning percentage (17-5, min. 20 decisions) and tied for seventh with a .213 batting average against... Was named the No. 1 pitcher in college baseball by D1 Baseball on 3/30/22 while going 5-2 with a 2.50 ERA (50.1ip/14er) and 69 strikeouts in nine starts before undergoing "Tommy John" surgery in May... Majored in Business Administration...



CAREER STATISTICS

YR	CLUB	W-L	ERA	G	GS	CG	SHO	SV	IP	H	R	ER	HR	BB	SO
22															
23	FCL Pirates (RK)	0-0	1.17	3	2	0	0	0	7.2	4	1	1	0	2	9
	Bradenton (A)	0-2	5.06	6	6	0	0	0	10.2	13	7	6	0	4	19
	2023 Totals (RK/A)	0-2	3.44	9	8	0	0	0	18.1	17	8	7	0	6	28
24	Greensboro (A+)	4-1	3.44	16	14	0	0	0	62.0	46	23	23	5	22	77
	Altoona (AA)	0-1	2.25	2	2	0	0	0	4.0	2	1	1	0	0	6
	2024 Totals (A/AA)	4-2	3.27	18	16	0	0	0	66.0	48	24	24	5	22	83
	MiLB Totals (3 seasons)	4-4	3.31	27	24	0	0	0	84.1	65	32	31	5	28	111

--DID NOT PLAY - INJURED--



PERSONAL

HEIGHT/WEIGHT: 6-2/170
BIRTHPLACE: Brisbane, Australia
BORN: June 21, 2001
ACQUIRED: Int'l Free Agent (2019)

BATS/THROWS: Right/Right
RESIDES: Brisbane, Australia
AGE: 23 (Turns 24 on June 21)
SCHOOL: N/A

CAREER HIGHS

IP (START): 3.0 - 7/1/24 (FCL PIR vs. FCL RSX)
IP (RELIEF): 2.0, 5x, last - 6/23/24 (GBO vs. HV)
RUNS ALLOWED: 4 - 4/24/24 (GBO @ GVL)

STRIKEOUTS: 5 - 6/27/24 (GBO @ JS)
WALKS: 3 - 7/1/21 (FCL PIR vs. FCL RSX)
MOST HITS: 4 - 7/1/21 (FCL PIR vs. FCL RSX)

CAREER HIGHLIGHTS

CAREER TRANSACTIONS: Signed by the Pittsburgh Pirates on September 21, 2019 as an undrafted free agent...

CURVE CUTS: Brandon Bidois... Entered the 2024 season rated as the No. 29 prospect in the system according to Baseball America... Signed by Pirates scout Tony Harris after an impressive performance with Team Australia at the WBSC U-18 Baseball World Cup in Korea in September of 2019, allowed two runs in 13 innings and hit 90 mph... Is one of three Australian minor leaguers in the Pirates system entering the 2024 season, joining RHP Jackson Grounds and OF Solomon Maguire... Would be the 8th player in franchise history from Australia, first since INF Robbie Glendinning in 2019... Was slated to begin a collegiate career at Three Rivers Community College in Connecticut before signing... Was the first amateur signed by the Pirates from Australia since 2012... Played for his hometown Brisbane in the Australian Winter League...

2025: Named to Spring Breakout Game Roster...

2024: Spent the entire season with High-A Greensboro and made his final appearance of the season with Triple-A Indianapolis... Tossed three consecutive scoreless appearances four times during

the season... Was unscored upon in four consecutive outings from June 27-July 5 where he struck out 11 batters in 5.0 innings before hitting the injured list on July 6... Returned on September 22 to make one appearance with Triple-A Indianapolis... After the season suited up for Surprise in the Arizona Fall League...

2023: Spent the entire season with Bradenton and ranked tied for sixth in the Florida State League with six saves... Held opponents to a .164 BAA in his final 16 outings of the season... Pitched 2.0 innings twice during the season, his longest outing as a reliever...

2021 - 2022: Underwent "Tommy John" surgery after throwing 6.0 innings in 2021 with the FCL Pirates...

CAREER STATISTICS

YR	CLUB	W-L	ERA	G	GS	CG	SHO	SV	IP	H	R	ER	HR	BB	SO
21	FCL Pirates (Rk)	0-0	4.50	3	3	0	0	0	6.0	8	3	3	0	4	6
22															
23	Bradenton (A)	3-0	1.99	22	0	0	0	6	22.2	14	5	1	1	15	42
24	Greensboro (A+)	0-5	4.25	26	0	0	0	0	29.2	19	16	14	3	17	43
	Indianapolis (AAA)	0-0	0.00	1	0	0	0	0	1.0	1	0	0	0	0	1
	2024 Totals (A+/AAA)	0-5	4.11	27	0	0	0	0	30.2	20	16	14	3	17	44
	MiLB Totals (3 seasons)	3-5	3.34	52	3	0	0	10	59.1	42	24	22	4	36	92

--DID NOT PLAY - INJURED--

PITTSBURGH PIRATES MINOR LEAGUE CHAMPIONSHIPS

YEAR TEAM	CLASS	LEAGUE	YEAR TEAM	CLASS	LEAGUE
1930 Wichita Aviators	A	Western League	1961 Asheville Tourists	A	South Atlantic League
1932 Tulsa Oilers	A	Western League	Hobbs Pirates	D	Sophomore League
1936 Scranton Miners	A	New York-Penn League	1962 Kinston Eagles	B	Carolina League
Jeannette Jays	D	Pennsylvania State Association	1965 Salem Rebels	Rk.	Appalachian League
1937 Savannah Indians	B	South Atlantic League	1969 York Pirates	AA	Eastern League
1938 Portsmouth Pirates	C	Middle Atlantic League	1970 Waterbury Pirates	AA	Eastern League
Carthage Pirates	D	Arkansas-Missouri League	1972 Salem Pirates	A	Carolina League
1939 Carthage Pirates	D	Arkansas-Missouri League	Niagara Falls Pirates	A-	New York-Penn League
1940 Ft. Lauderdale Tarpons	D	Florida East Coast League	1974 Theford Mines Pirates	AA	Eastern League
1941 Harrisburg Senators	B	Interstate League	Salem Pirates	A	Carolina League
1945 Albany Senators	A	Eastern League	1982 Alexandria Dukes	A	Carolina League
1946 Anniston Rams	B	Southeast League	Harrisburg Senators	AA	Eastern League
Tallassee Indians	D	Georgia-Alabama League	Salem Buccaneers	A	Carolina League
1948 Santa Rosa Pirates	D	Far West League	1990 DSL Pirates	F-Rk.	Dominican Summer League
1949 Indianapolis Indians	AAA	American Association	1995 Carolina Mudcats	AA	Southern League
Waco Pirates	B	Big State League	Augusta GreenJackets	A	South Atlantic League
Davenport Pirates	B	Illinois-Indiana-Iowa League	1997 Lynchburg Hillcats	A+	Carolina League
1950 Modesto Reds	C	California League	2001 Williamsport Crosscutters	A-	New York-Penn League
Hutchinson Elks	C	Western Association	2002 Lynchburg Hillcats	A+	Carolina League
Tallahassee Pirates	D	Georgia-Florida League	Hickory Crawdads	A	South Atlantic League
Mayfield Clothiers	D	Kentucky-Illinois-Tennessee League	2003 Williamsport Crosscutters	A-	New York-Penn League
1952 Denver Bears	A	Western League	San Pedro Pirates	F-Rk.	Dominican Summer League
1953 Hutchinson Elks	C	Western Association	2004 Hickory Crawdads	A	South Atlantic League
1954 Waco Pirates	B	Big State League	2008 VSL Pirates	F-Rk.	Venezuelan Summer League
Brunswick Pirates	D	Georgia-Florida League	2009 Lynchburg Hillcats	A+	Carolina League
1955 Brunswick Pirates	D	Georgia-Florida League	2010 Altoona Curve	AA	Eastern League
1956 Lincoln Chiefs	A	Western League	VSL Pirates	F-Rk.	Venezuelan Summer League
1957 Lincoln Chiefs	A	Western League	GCL Pirates	Rk.	Gulf Coast League
1958 Douglas Copper Kings	C	Arizona-Mexico League	DSL Pirates 1	F-Rk.	Dominican Summer League
1959 Salt Lake City Bees	AAA	Pacific Coast League	2015 West Virginia Black Bears	A-	New York-Penn League
Columbus/Gastonia Pirates	A	South Atlantic League	2016 Bradenton Marauders	A+	Florida State League
Wilson Tobs	B	Carolina League	2017 Altoona Curve	AA	Eastern League
1960 Savannah Pirates	A	South Atlantic League	2021 Bradenton Marauders	A	Low-A Southeast League
1960 Hobbs Pirates	D	Sophomore League			



PERSONAL

HEIGHT/WEIGHT: 6-0/193
BIRTHPLACE: Northwood, OH
BORN: September 2, 2000
ACQUIRED: 11th Round (2019)

BATS/THROWS: Right/Right
RESIDES: Northwood, OH
AGE: 23 (Turns 24 on September 2)
SCHOOL: Toledo Central Catholic (OH) High School

CAREER HIGHS

HITS: 3, 16x, last - 8/4/24 (ALT vs. RIC)
RUNS: 3, 6x, last - 7/6/24 (ALT vs. HBG)
HOME RUNS: 2, 4x, last - 7/31/22 (BRD vs. LAK)

RBI: 5 - 4/9/22 (BRD @ DUN)
STOLEN BASES: 2, 9x, last - 8/31/24 (ALT vs NH)
HITTING STREAK: 12 games, 6/12 - 6/26/22

AWARDS & HONORS

Florida State League Player of the Week - 7/31/2022
 Florida State League Player of the Month - July, 2022

CAREER HIGHLIGHTS

CAREER TRANSACTIONS: Drafted by the Pittsburgh Pirates in the 11th round (334th) overall in the 2019 First Year Player Draft out of Toledo Central Catholic (OH) High School... Signed on June 19, 2019

CURVE CUTS: Jase Callaway Bowen... Signed with the Pirates for a bonus of \$395,000... Was committed to play Baseball and Football at Michigan State University... Was the first player drafted out of Toledo Central Catholic HS (Toledo, OH) since Clayton Stidham in 1982 (36th round, New York Yankees)... Toledo Central Catholic is just a 7 minute drive from Fifth Third Park, home of the Toledo Mud Hens (Detroit Tigers, AAA)... Hosted a video series on his YouTube channel (@Jase-Bowen32) during 2023 Spring Training documenting his life behind the scenes... Was rated by 247Sports.com as a three-star wide receiver, also appeared at running back, kick/punt returner and punter on the gridiron... Had 24 receptions for 322 yards and two touchdowns as a senior while also rushing for 506 yards and 10 touchdowns... Played for the Kansas City Royals in the East Coast Pro Showcase during the summer of 2018 in Alabama... Roots for the Pittsburgh Steelers... Started collecting baseball cards growing up in Northwood, Ohio, and has owned approximately 100,000 cards in his life... His favorite is a Topps triple threads Dustin Pedroia jersey card autograph... Jase's favorite player growing up was Dustin Pedroia (he has approximately 25-30 different variations of Pedroia's cards and around 100 all together)... Jase also has his own baseball card, which was done by Topps in 2023... The first time signing his cards he actually kept a few and gave them to his parents, brother, fiancée, and kept some for himself... Bowen has been going after his own cards since they have hit eBay... His goal is to get one of every color to show his own kids some day... Is an avid Fantasy Football Player and loves to play Trivia games...

2024: Named to the Pirates Spring Breakout roster, where he led the team with a 2-for-3 performance... Spent the entire season with Altoona and finished the season second on the team in games played (110), HR (10), 2B (17), and 3rd in RBI (43), led the team with 22 stolen bases... Batted .241/.298/.366 with 17 2B, 2 3B, 10 HR, 43 RBI and 22-30 SB... Was 1 of 23 in PIT MiLB to hit 10+ HR... Reached base in 8 straight games (4/9 - 4/20) to begin the season, reaching once in each game (.235 OBP)... Smacked a game-tying homer in the 8th inning on 4/27 vs. AKR... Scored the go-ahead run and threw out a runner at home in ALT's 4-1 win @ AKR on 5/16... 10G On-Base (5/31 - 6/12): .318/.340/.409, 2 2B, 3B, 5 RBI... Picked up a season-high 3 hits in back-to-back games on 6/23 at BOW and 6/25 vs AKR... Had a hit in 15-of-21 games in June, batted .298/.337/.393 with 5 extra base hits...

Made a sliding catch and threw out a runner at home for a game-ending Double Play on July 13 against Bowie, earned SportsCenter's #6 Top Play on July 14... Banged a walk-off 3R HR on 8/15 vs Bowie...

2023: Finished the season as one of two PIT MiLB players w/ 20+ HR and 20+ SB (Matt Gorski)... Led PIT MiLB w/ 23 HR and 95 RBI, also ranked T-4th in H (119), T-3rd in 3B (6), and T-7th in SB (26)... Reached base safely in 7-of-8 games with Altoona and picked up five extra base hits... Set career-highs in runs scored (86), triples (6), home runs (23), RBI (95), stolen bases (26), OBP (.327), and SLG (.467)... Played in 24 games with the Salt River Rafters of the Arizona Fall League, where he hit .295/.362/.516 with 5 2B, 2 3B, 4 HR, 17 RBI, and 5 SB... Was the only Pirates prospect named to the Arizona Fall League All-Star Game, where he went 1-for-2 with a double... Was named to the South Atlantic League post-season All-Star team...

2022: Was honored by the Pirates as a member of the Community Commitment Program awarded to Pirates Minor Leaguers who participate most often in community engagements with their minor league affiliates... Set career-highs in games played (125), hits (12), 2B (21), 3B (3), HR (17), RBI (74), SB (25) and BB (43)... Was promoted to High-A Greensboro on August 9, at the time of his promotion was the Florida State League leader in RBI (66), he also ranked 2nd in hits (102), 3rd in SLG% (.450), 4th in HR (14) and OPS (.805)... Picked up back-to-back multi-hit games with the Grasshoppers on September 3rd and 4th against Winston-Salem, going 5-for-8 with 1 3B, 1 HR and 2 RBI... Finished the season with a .176 average and 8 extra-base hits in 27 games with Greensboro... After the season played 35 games with the Sydney Blue Sox of the Australian Winter League where he batted .268/.329/.417 with 6 2B, 2 3B, 3 HR and 18 RBI... While with Sydney was teammates with fellow Pirates minor leaguers Dylan Shockley and Ernyy Ordenez...

2021: Spent the entire season with Low-A Bradenton where he aided the Marauders to a Low-A Southeast League Championship... Finished the season tied for 5th in the league in HR (14), 6th in RBI (60) and 9th in total bases (136)... Batted an even .300 in the month of August, with 4 2B, 3 HR, 21 RBI and a perfect 6-for-6 stealing bases in 22 games... Combined to go 1-for-5 with a double and a walk in two appearances in the Low-A Southeast Championship Series sweep of Tampa...

2019: Finished tied for fourth in the Gulf Coast League in triples (4)...

CAREER STATISTICS

YR	CLUB	AVG	G	AB	R	H	2B	3B	HR	RBI	BB	SO	SB	OBP	SLG
19	GCL Pirates (Rk.)	.223	36	130	15	29	4	4	0	7	14	35	5	.301	.315
21	Bradenton (A)	.220	103	354	51	78	12	2	14	60	32	111	16	.309	.384
22	Bradenton (A)	.278	98	367	60	102	17	2	14	66	38	110	20	.355	.450
	Greensboro (A+)	.176	27	102	11	18	4	1	3	8	5	35	5	.211	.324
	2022 Totals (A/A+)	.256	125	469	71	120	21	3	17	74	43	145	25	.325	.422
23	Greensboro (A+)	.257	110	435	80	112	15	4	23	88	35	121	24	.333	.469
	Altoona (AA)	.219	8	32	6	7	3	2	0	7	1	7	2	.242	.438
	2023 Totals (A+/AA)	.255	118	467	86	119	18	6	23	95	36	128	26	.327	.467
24	Altoona (AA)	.241	110	407	57	98	17	2	10	43	29	106	22	.298	.366
	MLB Totals (5 seasons)	.243	492	1827	280	444	72	17	64	279	154	525	94	.315	.406



PERSONAL

HEIGHT/WEIGHT: 6-0/190
BIRTHPLACE: Chicago, IL
BORN: March 11, 2001
ACQUIRED: 3rd Round (2022)

BATS/THROWS: Right/Right
RESIDES: Orland Park, FL
AGE: 24
SCHOOL: Notre Dame

CAREER HIGHS

HITS: 4 - 7/4/23 (BRD @ DBT)
RUNS: 3, 4x, last - 5/4/24 (GBO vs WS)
HOME RUNS: 2 - 3x, last - 7/9/24 (GBO vs WS)

RBI: 6 - 6/6/23 (BRD vs. DUN)
STOLEN BASES: 2 - 4x, last 5/21/24 (GBO vs GVL)
HITTING STREAK: 11 games - 8/4-8/17/23

AWARDS & HONORS

2023 MiLB.com Organizational All-Star
 South Atlantic League Player of the Week - 8/13/23

PROSPECT RANKINGS

2024 MLB.com No. 14 / Baseball America No. 12
 2025 MLB.com No. 11 / Baseball America No. 14

CAREER HIGHLIGHTS

CAREER TRANSACTIONS: Drafted by the Pittsburgh Pirates in the 3rd round (83rd overall) of the 2022 First-Year Player Draft out of Notre Dame...Signed June 13, 2019...

CURVE CUTS: Jack Thomas Brannigan... Was ranked No. 164 among the Top 250 draft prospects by MLB Pipeline (No. 168 by Baseball America)... Attended Marist HS (IL), same high school as former Pirate/Curve LHP Tom Gorzelanny... His father ('90), grandfather ('61) and uncle ('86) all attended Notre Dame, his father (track & field) and grandfather (baseball) competing athletically... Three times in his career at Notre Dame he successfully stole home... Was also an occasional pitcher during his collegiate career totaling a 6.94 ERA (18 ER / 23.1 IP) in his three seasons with the Irish, struck out 28 batters in 14.2 IP during his junior campaign... Had his fastball clocked at 100 mph on more than one occasion as a pitcher in college... Was drafted as an infielder, but has been told by the Pirates that the door is open to working as a two-way prospect as RHP in addition to his work as a position player... Told Jason Mackey of the Pittsburgh Post-Gazette in October of 2023 at Fall League: "It's one of those things that sounds really cool, then once you start to break it down, you realize it's a lot of work to do both. They said the door is open in the future. Hopefully the hitting goes well, and maybe in the future we'll circle back to the pitching stuff"... Played mostly SS as an amateur but settled in at 3B during his freshman season at Notre Dame due to team needs... Finished his degree in Finance after the 2022 season at Notre Dame... Also told Jason Mackey of the Pittsburgh Post-Gazette that he would likely work as a Financial Advisor if he wasn't playing baseball professionally...

2025: Was a non-roster invite to Pirates Spring Training...Drew a walk and finished 0-for-4 in the Pirates Spring Breakout game...

2024: Was a non-roster invite to Pirates Spring Training and made 16 appearances in the field... Spent the entire season at High-A Greensboro and batted .238/.344/.490 with 15 2B, 2 3B, 18 HR, 53 RBI and 12-15 SB... Had two stints on the injured list to nurse an injured shoulder... Implemented some mechanical changes to his swing that saw his strikeout rate dip from 33.5% to

26.1% and a rise in line drives and fly balls (35.2% groundball rate with Brandon in '23 to 25.6% with Greensboro)...

2023: Named an Organizational All-Star by MiLB.com after splitting the campaign between Single-A Bradenton and High-A Greensboro... Played 47 games at 3B, 27 at SS, 11 at 2B and 5 at DH... Finished the season 4th among Pirates minor leaguers with 19 home runs, also ranked 9th in the organization with 24 stolen bases... His .390 on-base percentage also ranked 4th in the organization among players that played at least 87 minor league games... His .524 slugging percentage ranked 2nd among Pirates minor leaguers that played at least 87 games... Began the season with Single-A Bradenton and played in six games before hitting the injured list on April 14, returning on May 18... Bounced back from a difficult month of May (.125 batting average) and batted .284/.414/.541 with 7 2B, 7 HR and 17 RBI in 32 games before earning a promotion to High-A Greensboro... Was named the South Atlantic League's Player of the Week for the week ending August 13 after batting .370/.355/.963/1.318 with 1 2B, 5 HR and 13 RBI in the team's series at Greenville... After the season played for Salt River in the Arizona Fall League and batted .177/.290/.405 with 4 2B, 1 3B, 4 HR, 12 RBI and 4-4 SB in 23 games...

2022: Made his professional debut with the FCL Pirates and played two games before finishing the season with Single-A Bradenton...

COLLEGE: Was named to the All-ACC Academic Team in both 2021 and 2022... Played and started 56 games at third base, while also making 11 appearances (one start) on the mound in 2022 at the University of Notre Dame... Led the Fighting Irish in doubles (15) and finished second in both hits (62) and home runs (12) in 2022... Took home third-team All-American honors from Perfect Game in 2022... Hit the go-ahead home run in Notre Dame's 7-3 comeback win over #1 Tennessee on June 12, 2022, helping the program clinch its third all-time trip to the College World Series...

CAREER STATISTICS

YR	CLUB	AVG	G	AB	R	H	2B	3B	HR	RBI	BB	SO	SB	OBP	SLG
22	FCL Pirates (Rk.)	.200	2	5	0	1	0	0	0	0	1	2	0	.429	.200
	Bradenton (A)	.211	26	95	14	20	3	0	3	14	15	29	6	.330	.337
	Totals (Rk./A)	.210	28	100	14	21	3	0	3	14	16	30	6	.336	.330
23	Bradenton (A)	.253	49	162	38	41	7	2	7	17	32	54	17	.398	.451
	Greensboro (A+)	.299	38	147	26	44	7	1	12	37	21	58	7	.382	.605
	Totals (A/A+)	.275	87	309	64	85	14	3	19	54	53	112	24	.390	.524
24	Greensboro (A+)	.238	77	290	61	69	15	2	18	53	40	89	12	.344	.490
	MiLB Totals (4 seasons)	.250	192	699	139	175	32	5	40	121	109	231	42	.364	.482

15-HOME RUN SEASONS

1999	Adam Hyzdu (24)	Jose Bautista (23)	2015	Stetson Allie (17)
	Craig Wilson (20)	Craig Stansberry (18)	2016	Stetson Allie (16)
	Garrett Long (18)	Tom Evans (15)		Eric Wood (16)
	Alex Hernandez (15)	Ray Sadler (15)	2017	Jordan Luplow (16)
2000	Adam Hyzdu (31)	Adam Boeve (17)		Edwin Espinal (15)
2002	Carlos Rivera (22)	Hector Gimenez (16)	2018	Will Craig (20)
	J.J. Davis (20)	Matt Hague (15)		Logan Hill (17)
	Tony Alvarez (15)	Quincy Latimore (15)	2019	Hunter Owen (15)
2004	Ray Sadler (20)	Quincy Latimore (15)	2021	Mason Martin (22)
	Josh Bonifay (19)	Jarek Cunningham (19)	2022	Aaron Shackelford (26)
	Brad Eldred (17)	Alex Dickerson (17)		Andres Alvarez (20)
	Ronny Paulino (15)	Stetson Allie (21)		
	Yurendell De Caster (15)	Willy Garcia (18)		
2005	Josh Bonifay (25)	Keon Broxton (15)		



PERSONAL

HEIGHT/WEIGHT: 5-9/195
BIRTHPLACE: Bowling Green, KY
BORN: March 12, 1999
ACQUIRED: 9th Round (2021)

BATS/THROWS: Left/Right
RESIDES: Bowling Green, KY
AGE: 26
SCHOOL: Louisville

CAREER HIGHS

HITS: 4 - 9/7/23 (GBO @ BG)
RUNS: 3 - 9/7/23 (GBO @ BG)
HOME RUNS: 2 - 9/7/23 (GBO @ BG)

RBI: 8 - 9/7/23 (GBO @ BG)
STOLEN BASES: 2 - 7/30/22 (GBO vs. WS)
HITTING STREAK: 15 games, 8/6 - 8/31/23

CAREER HIGHLIGHTS

CAREER TRANSACTIONS: Drafted by the New York Yankees in the 25th round of the 2019 First-Year Player Draft, but did not sign... Drafted by the Pittsburgh Pirates in the 9th round (253rd overall) of the 2021 First-Year Player Draft out of Louisville... Signed on July 16, 2021...

CURVE CUTS: Luke Thomas Brown... Won three state championships at Bowling Green (KY) High School as a receiver on the football team where he had 39 receptions for 795 yards and eight touchdowns in 2016 during his senior season (his team scored 40 or more points in 13 of its 15 games that season)... Spent one year of collegiate baseball at Western Kentucky, spent the 2019 season at John A. Logan Junior College (Carterville, IL) before transferring to Louisville for the 2020 season... Shared the field with 2021 No. 1 overall selection Henry Davis at Louisville... Grew up rooting for the Cincinnati Reds...

2024: Spent the entire season with High-A Greensboro... Matched his career-high with eight home runs... Struck out 75 times in 72 games...

2023: Returned to Greensboro and turned in the best campaign of his professional career, batted .270/.363/.471 with 13 2B, 2 3B, 8 HR and 35 RBI, also was 13-18 stealing bases in 64 games... Overcame a slow start to the season in which he hit .152 in 25 games to begin the year, was placed on the Development List on June 12 and returned on June 30... Batted .326 in his final 39 games for the 'Hoppers from June 30 through the end of the season... Had a 15-game hit streak in the month of August from August 6-31... Picked up a career-high four hits, eight RBI and his first career multi-homer game on September 7 at Bowling Green... Picked up a hit in each of his final six games of the season at Bowling Green, playing in front of family and friends...

2022: Made 71 appearances between Single-A Bradenton and High-A Greensboro... Totaled just ten extra base hits in 71 games and batted an even .200... Began the season with Bradenton and batted .290 in ten April games... Joined Greensboro on June 17 and picked up his first hit on July 3... Batted .281 in 14 games in the month of July for the 'Hoppers...

2021: Made his professional debut with 17 appearances with the FCL Pirates... Picked up seven hits in 45 at-bats (.156) and drove in five...

COLLEGE: Hit .320 with 13 doubles, 20 RBI, 17 stolen bases and 37 runs scored in 50 games as a junior in 2021 at the University of Louisville... Hit .328 with five doubles and a team-best 19 runs scored in the abbreviated 2020 season... Stole 28 bases in 67 games during his two-year career at Louisville... Earned second-team NJCAA All-American honors after hitting a team-best .398 with four home runs, 77 runs scored and 66 stolen bases as a freshman at Western Kentucky in 2018 (his 66 stolen bases ranked second and 77 runs scored was 10th among NJCAA Division I players in 2018)... Was named to the Conference USA All-Freshman team in 2018 at Western Kentucky...

CAREER STATISTICS

YR	CLUB	AVG	G	AB	R	H	2B	3B	HR	RBI	BB	SO	SB	OBP	SLG
21	FCL Pirates (Rk.)	.156	17	45	5	7	0	1	0	5	5	11	1	.226	.426
22	Bradenton (A)	.234	33	94	20	22	2	0	1	16	18	28	5	.376	.287
	Greensboro (A+)	.165	38	81	19	15	5	1	1	9	5	29	3	.212	.275
	2022 Totals (A/A+)	.200	71	185	30	37	7	1	2	25	23	57	8	.301	.281
23	Greensboro (A+)	.270	64	204	42	55	13	2	8	35	25	63	13	.363	.471
24	Greensboro (A+)	.175	72	206	38	36	3	1	8	22	30	75	10	.289	.316
	MLB Totals (4 seasons)	.211	224	640	115	135	23	5	18	87	83	206	32	.311	.347



PERSONAL

HEIGHT/WEIGHT: 6-0/198
BIRTHPLACE: Atlanta, Georgia
BORN: September 20, 1999
ACQUIRED: 11th Round (2021)

BATS/THROWS: Right/Right
RESIDES: Charleston, South Carolina
AGE: 25 (Turns 26 on September 20)
SCHOOL: Duke University

CAREER HIGHS

IP (START): 3.0 - 5/25/22 (GBO @ ASH)
IP (RELIEF): 3.2 - 6/9/22 (GBO @ WS)
RUNS ALLOWED: 5 - 8/13/22 (GBO vs. JS)

STRIKEOUTS: 6 - 9/5/23 (GBO @ BG)
WALKS: 3 - 7/14/22 (GBO @ BRK)
MOST HITS: 6 - 5/19/22 (GBO vs. BG)

CAREER HIGHLIGHTS

CAREER TRANSACTIONS: Drafted by the Pittsburgh Pirates in the 11th round (313th overall) of the 2021 First-Year Player Draft out of Duke University...Signed on July 20, 2021 for a bonus of \$125,000...

CURVE CUTS: Jack Reynolds Carey... Grew up in Summit, New Jersey and attended Saint Peter's Prep High School, which is located just outside New York City in Jersey City, New Jersey... Was a four-year letterwinner and two-year captain at Saint Peter's... Was rated by Perfect Game as the fifth-best overall prospect and second-best right-handed pitching prospect in the state of New Jersey in 2018... Was a 2018 Rawlings/Perfect Game honorable mention All-American and Northeast All-Region first-team selection... Struck out 71 batters over 44 innings with a 6-2 record and a 3.18 ERA while allowing 13 walks and 36 hits as a senior...First team All-State selection in his senior season as a first baseman, hitting .427/.537/.760 (32-for-75) with 6 2B, 5 3B, 3 HR, 25 RBI... Father Chris also attended Duke University... Teammates at Duke with Arizona Diamondbacks RHP Bryce Jarvis... Faced Henry Davis and Luke Brown with Louisville in 2021 and allowed 2H in 3 AB vs. Brown and retired Davis twice and hit him once with a pitch...

2024: Finished the season tied for fifth in the Eastern League in saves (8)... Ranked fourth on the team in appearances (30) and strikeouts as a reliever (30)... Assigned to Greensboro to begin the season... Transferred to Altoona on 4/18, made one appearance and returned to GBO on 4/21... Struck out 11 batters in 11.0 IP and allowed just two earned runs in five games with GBO to begin the year, returned to ALT for good on 5/11... Earned the win with 3.0 innings of relief (1 unearned run allowed) and struck out 4 on 5/25 @ Erie... Walked the leadoff man and then set down 9 straight hitters to earn a save on 5/30 vs. Portland... Recorded a 2.92 ERA and four saves in seven games during the month of June... Issued nine walks across his final 11 outings in 16.0 IP...

2023: Assigned to Greensboro to begin the season... After allowing 11 runs in 7.2 IP in the month of May, went 1-0 with a 2.61 ERA in 25 games, 1 start with the Grasshoppers from June 1 through the end of their season...In 38.0 IP, allowed 34 hits, 12 walks and struck out 44... Made his Double-A debut on 9/14 @ AKR and inherited a bases

loaded, 0-out jam, allowed all three to score... His 10.77 K/9 ranked T-8th among PIT MiLB pitchers that tossed at least 50.0 IP...

2022: Spent the entire season with High-A Greensboro... Made 33 appearances with four starts, tossing 61.0 innings with a 5.75 ERA...Struck out 62 batters with 27 walks...

2021: Made professional debut on September 3, tossing one scoreless inning with one strikeout for the FCL Pirates...Made three appearances with High-A Greensboro, allowing a total of three runs on five hits with two walks and four strikeouts...

COLLEGE: Went 4-3 with a 5.24 ERA and 69 strikeouts in 15 starts with Duke University in 2021...Began the 2021 season as Duke's Sunday starter before transitioning to the team's Friday night arm...His 15 starts in 2021 were tied for the 10th-most in a single-season in Duke history...Struck out eight batters while allowing two runs (1er) in the 2021 ACC championship game against the University of Miami...Led Duke with four quality starts in 2021... Pitched the final 3.0 innings of a combined no-hitter over Penn State in his freshman season in 2019...



CAREER STATISTICS

YR	CLUB	W-L	ERA	G	GS	CG	SHO	SV	IP	H	R	ER	HR	BB	SO
21	FCL Pirates (Rk.)	1-0	0.00	1	0	0	0	0	1.0	0	0	0	0	0	1
	Greensboro (A+)	0-0	6.23	3	0	0	0	0	4.1	5	3	3	0	2	4
	2021 Totals (Rk./A+)	1-0	5.06	4	0	0	0	0	5.1	5	3	3	0	2	5
22	Greensboro (A+)	4-6	5.75	33	4	0	0	1	61.0	71	49	39	9	27	62
23	Greensboro (A+)	2-1	4.09	38	2	0	0	3	50.2	52	23	23	4	22	59
	Altoona (AA)	0-0	13.50	2	0	0	0	0	2.0	5	3	3	1	1	4
	2023 Totals (A+/AA)	2-1	4.44	40	2	0	0	3	52.2	57	26	26	5	23	63
24	Greensboro (A+)	2-0	1.64	5	0	0	0	0	11.0	9	3	2	1	2	11
	Altoona (AA)	6-3	3.75	30	0	0	0	8	50.1	52	25	21	6	23	43
	2024 Totals (A+/AA)	8-3	3.38	35	0	0	0	8	61.1	61	28	23	7	25	54
	MiLB Totals (4 seasons)	15-10	4.54	112	6	0	0	12	180.1	194	106	91	21	77	184



PERSONAL

HEIGHT/WEIGHT: 6-4/281
BIRTHPLACE: Baguanos, Cuba
BORN: September 23, 1998
ACQUIRED: Non-Drafted Free Agent (2023)

BATS/THROWS: Right/Right
RESIDES: Santo Domingo Centro, Dominican Republic
AGE: 26 (Turns 27 on September 23)
SCHOOL: N/A

CAREER HIGHS

IP (START): 4.0, 3x, last - 8/28/24 (ALT vs. NH)
IP (RELIEF): 4.0 - 8/22/24 (ALT @ RIC)
RUNS ALLOWED: 4, 3x, last - 9/3/24 (ALT @ HFD)

STRIKEOUTS: 5, 4x, last - 8/28/24 (ALT vs. AKR)
WALKS: 3, 4x, last - 8/18/24 (ALT vs. BOW)
MOST HITS: 6, 2x, last - 9/8/24 (ALT @ HFD)

CAREER HIGHLIGHTS

CAREER TRANSACTIONS: Signed by the Pittsburgh Pirates to a Minor League deal as a non-drafted free agent on December 15, 2023 by Pirates scout Jesus Lantigua...

CURVE CUTS: Emmanuel Chapman... Signed with the Pirates on 12/15/2023 after defecting from Cuba in April of 2023... Participated in a showcase for MLB teams in August... Established residency in Santo Domingo Centro in the Dominican Republic before signing with the Pirates for a bonus of \$200,000 according to Francys Romero... Does not bear a familial relation to former Pirates LHP Aroldis Chapman...

2024: Finished the season T-8th on the Curve in Games Started (7), recorded a 3.28 ERA as a starting pitcher... Ranked third on the team in ERA (3.57, min. 50.0 IP)... Pitched 1.0 IP+ in 19-of-24 outings with Altoona, including 14 appearances that lasted 3.0 IP... Assigned to Greensboro to begin the season... Went 2-0 with a 3.00 ERA (6 ER/18.0 IP) in 12 outings with the Grasshoppers... Struck out 23, walked just 6 and allowed just 12 hits (1.00 WHIP)... Threw 1.0+ IP in 9-of-12 outings, going 2.0 IP 3x... Transferred to ALT on 5/28... Fired 3.0 scoreless innings on 6/19 @ BOW... Stranded the bases loaded when entering with 1 out in the 6th on 6/28 vs Akron, set down 8 straight hitters with 5 K's... Was scored upon in 4 straight outings (June 15 - June 28): 1-0, 0.00 ERA, 7.0 IP, 3 H, 0 R, 0 BB, 8 K... Started a bullpen game on 7/2 @ HBG, his first start in the affiliated minors, allowed 2 R on 5 H, 2 BB, 1 K in a season-long 4.0 IP... Tossed 3.1 scoreless innings on 7/14 vs BOW to carry the load of a bullpen day win, 5-3... Fired 3.1 scoreless innings again on 7/24 at Erie... Tossed 4.0 innings to start a bullpen day on 8/1 vs. RIC... Last 20 apps of the season (6/18 - 9/12): 2-2, 2.73 ERA (17 ER / 56.0 IP), 1.09 WHIP, 24 BB, 53 K... Tossed 14.0 consecutive hitless innings from July 28-August 18... Held opponents to a .103 BAA in the month of August... Was on the mound on 7/24 at Erie when the Curve turned a triple play for the third time in franchise history... With runners on first and second after a

walk by and an error committed by Charles McDoo, Erie's Julio Rodriguez hit a hard ground ball to third where McDoo picked it up, touched third base and then threw to second where Kervin Pichardo made the quick turn for the triple play...



CAREER STATISTICS

YR	CLUB	W-L	ERA	G	GS	CG	SHO	SV	IP	H	R	ER	HR	BB	SO
24	Greensboro (A+)	2-0	3.00	12	0	0	0	0	18.0	12	6	6	3	6	23
	Altoona (AA)	2-2	3.57	24	7	0	0	0	63.0	47	27	25	3	26	57
	2024 Totals (A+/AA)	4-2	3.44	36	7	0	0	0	81.0	59	33	31	6	32	80
	MLB Totals (1 season)	4-2	3.44	36	7	0	0	0	81.0	59	33	31	6	32	80



PERSONAL

HEIGHT/WEIGHT: 6-2/187
BIRTHPLACE: Taoyuan City, Taiwan
BORN: October 2, 2001
ACQUIRED: Int'l Free Agent (2020)

BATS/THROWS: Left/Right
RESIDES: Taipei City, China
AGE: 22 (Turns 23 on October 2)
SCHOOL: National Taiwan Sport University

CAREER HIGHS

IP (START): 8.0 - 6/7/24 (ALT @ RIC)
IP (RELIEF): 5.0 - 5/30/23 (GBO @ WS)
RUNS ALLOWED: 6 - 2x, last 6/28/23 (GBO @ HIC)

STRIKEOUTS: 12 - 8/9/23 (GBO @ GVL)
WALKS: 5 - 5/5/23 (BRD @ WS)
MOST HITS: 8 - 3x, last 9/7/23 (GBO @ BG)

AWARDS & HONORS

Florida State League Pitcher of the Week (7/3/22, 7/17/22, 7/31/22)

PROSPECT RANKINGS

2023 MLB.com No. 30 Pirates Prospect
 2020 Baseball America "Best Control" in the system

CAREER HIGHLIGHTS

CAREER TRANSACTIONS: Signed by the Pirates as an International Free Agent on October 7, 2020...

CURVE CUTS: Po-Yu Chen... Was a member of the 2019 U-18 world-champion Taiwanese national team, where he started two games against Panama and Korea during the tournament; also earned a save in the gold medal game against the United States... Was rated as the 22nd-best international prospect for the 2019-20 signing period according to Fangraphs... Signed for \$1,250,000, one of the largest amounts in the 2019-20 International signing class for the Pirates... Pittsburgh was able to secure his services after trading for International Bonus Pool money in deals that sent Domingo Robles to St. Louis and Jarrod Dyson to the Chicago White Sox... Would be just the 12th pitcher from Taiwan to reach the major leagues... His father Ping-Nan Chen played professionally in the Chinese Professional Baseball League... Attended the National Taiwan Sport University, same preparatory school that former Curve C Jin-De Jhang, former Richmond Flying Squirrel RHP Kai-Wei Teng and Orioles/Martins LHP Wei-Yin Chen attended... Grew up approximately 10 minutes away from INF Hao-Yu Lee (DET/PHI) and played with and against him many times growing up, the two first faced each other in 2023 in the South Atlantic League when Lee was playing for Jersey Shore (Phillies, A+)...

2024: Made every turn in the Altoona rotation, finishing the season 7th in Eastern League in ERA (4.03), and Innings Pitched (134.0)... Tied for the lead among PIT MiLB with 25 starts (Wilber Dotel, GBO), also ranked 1st in IP (134.0), 7th in Strikeouts (96)... Named to Altoona's Opening Day roster for his Double-A debut... Changed number from #35 to #45 on 4/25... Completed 5.0 IP for the first time on 5/3 at HBG... Faced fellow Taiwanese prospect Hao-Yu Lee on 5/21 @ Erie (Lee lined into DP in 1st and homered in 3rd), did so again on 5/26 (struck him out looking and walked)... Pitched opposite fellow Taiwanese pitching prospect CJ Liu on 6/1 vs. Portland... Earned his first Double-A win with a career-long 8.0 innings, struck out a season-high 9 batters, on 6/7 @ Richmond... Finished 7.0 innings for the 7th time in his career on 6/29 vs. Akron... Fired 7.0 innings in 3 straight starts 6/29 - 7/11... May 25 - August 1: 4-3, 2.43 ERA (23 ER / 74.0 IP), in 12G/11 starts, 1.08 WHIP, 60 strikeouts, dropped season ERA from 5.72 to 3.62...

2023: Spent the entire season with High-A Greensboro... Finished the season fourth among Pirates minor leaguers in IP (119.2), also ranked fifth in strikeouts (124)... Led the South Atlantic League in games started (24) which was also fifth among Pirates minor leaguers... Also ranked third in the

South Atlantic League in ERA (4.44) and innings pitched, tied for fifth in WHIP (1.28)... Began the season in the Grasshoppers rotation and recorded a 7.91 ERA (17 ER / 19.1 IP) in his first five starts before ripping off 12 straight outings lasting at least 5.0 innings from May 11 - July 24, recording a 4-3 record with a 3.06 ERA (24 ER / 70.2 IP) with 68 strikeouts and just 23 walks... Completed at least 6.0 innings in seven outings on the season, matching his career-long outing 7.0 innings three times... Struck out a career-high 12 batters in 4.2 IP on 8/9 at Greenville... Picked 4.0 innings or fewer in his final five outings of the season to manage his innings total for the season...

2022: Spent the entire season in the rotation for Single-A Bradenton... Ranked second in the Florida State League in starts and third in innings pitched... Took home Florida State League Pitcher-of-the-Week honors for the weeks of 6/27 to 7/3, 7/11-17 and 7/25-31... Recorded a 2.39 ERA in five starts in the month of July, picked up 25 strikeouts in 26.1 IP...

2021: Ranked first in the Florida Complex League and seventh among all qualified pitchers at the rookie ball level in MiLB with an 0.69 ERA at the time he was promoted to Bradenton on 8/25... Did not allow a walk to each of the first 107 batters faced to begin his career before issuing his first free pass in the third inning of his 8/29 start at Fort Myers while pitching for Bradenton...



CAREER STATISTICS

YR	CLUB	W-L	ERA	G	GS	CG	SHO	SV	IP	H	R	ER	HR	BB	SO
21	FCL Pirates (Rk.)	2-0	0.69	6	6	0	0	0	26.0	18	3	3	0	0	29
	Bradenton (A)	1-1	5.63	4	4	0	0	0	16.0	15	12	10	2	12	15
	2021 Totals (Rk./A)	3-1	2.57	10	10	0	0	0	42.0	33	15	12	2	12	44
22	Bradenton (A)	4-8	4.58	22	22	0	0	0	98.1	88	54	50	8	36	103
23	Greensboro (A+)	5-8	4.44	25	24	0	0	0	119.2	122	65	59	21	43	124
24	Altoona (AA)	4-10	4.03	27	25	0	0	0	134.0	130	68	60	12	43	96
	MiLB Totals (4 seasons)	16-27	4.13	84	81	0	0	0	394.0	373	202	181	43	134	367



PERSONAL

HEIGHT/WEIGHT: 5-7/173
BIRTHPLACE: Pingtung County, Taiwan
BORN: July 26, 2001
ACQUIRED: Non-Drafted Free Agent (2019)

BATS/THROWS: Left/Right
RESIDES: Pingtung County, Taiwan
AGE: 23 (Turns 24 on July 26)
SCHOOL: N/A

CAREER HIGHS

HITS: 4, 3x, last - 6/15/23 (GBO @ GVL)
RUNS: 4 - 4/17/22 (BRD vs. LAK)
HOME RUNS: 2 - 9/3/23 (ALT @ ERI)

RBI: 4, 4x, last - 9/3/23 (ALT @ ERI)
STOLEN BASES: 4 - 7/5/23 (ALT vs. ERI)
HITTING STREAK: 17 games, 7/22 - 8/9/23

AWARDS & HONORS

Florida State League Player of the Week - 8/14/2022
 Florida State League Player of the Month - August, 2022
 Florida State League Post-Season All-Star - 2022
 2022 MiLB.com Organization All-Star
 South-Atlantic League Post-Season All-Star - 2023

PROSPECT RANKINGS

2023 MLB.com No. 17 / Baseball America No. 25 Pirates Prospect
 2024 MLB.com No. 9 / Baseball America No. 7 Pirates Prospect
 2025 MLB.com No. 17 / Baseball America No. 19 Pirates Prospect

CAREER HIGHLIGHTS

CAREER TRANSACTIONS: Signed by the Pittsburgh Pirates as an international free agent on November 1, 2019 during the 2019-20 international signing period...Received a \$380,000 signing bonus...

CURVE CUTS: Cheng-Che Cheng (pronounced sung-chay cheng)... Has accumulated a vast amount of international experience including with the Caimanes and Colombia in the 21-22 Winter Leagues... Hails from Pingtung County in Taiwan, attend Pu-Men High School... Competed in the 2019 U-18 Baseball World Cup shortly after signing with the Pirates... Cheng goes by the nickname "Z" in the clubhouse amongst teammates... Would become the third Taiwanese player to suit up for the Pirates, joining LHP Wei-Chung Wang and INF Yu Chang...

2024: Spent the entire of the season with Altoona, finished with Indianapolis... Finished the season tied for the team lead with Kervin Pichardo with 11 HR... Led the team with 19 2B... Ranked 9th in the Eastern League with 61 walks... Totaled 65 walks on the season, good for 2nd among PIT MiLB... Entered the season ranked by MLB Pipeline as the No. 9 Pirates prospect... Played in 14 Spring Training games with the Pirates before being optioned to the Altoona roster on 3/12... Hit .250 with 5 H, 2 HR, 3 RBI, and 4 runs scored... Named to the Pirates Spring Breakout roster, where he went 0-for-2 with a walk and a run scored... Drew 3 BB and stole 2 bases in a 8-7 win over HBG on 4/9... Reached in 10 straight PA's from 4/6 - 4/10 (7 BB, 1 reach on error, 2 H)... Went 3-for-3 with a game-tying 2R HR in the 7th inning of ALT's 10-4 loss at BOW on 4/16... Struck out a career-high 4 times on 4/19 @ BOW... Drew 3 BB again on 4/25 vs AKR... Recorded a .350 OBP during his 10-game on-base streak from 4/30-5/12... 7G Hit (5/19 - 5/28): .321/.406/.500 with 2 2B, 1 HR, 5 RBI... Homered in back-to-back games for the first time in his career on 6/5 and 6/6 at RIC... Banged his first HR of the season at PNG Field on 7/9 vs. BOW (first 8 all came in road games)... Banged a Grand Slam on 8/7 at Portland...

2023: Entered the season ranked by MLB Pipeline as the No. 28 prospect in the Pirates minor league system... Suiited up for Chinese Taipei in the World Baseball Classic and drove in three runs... Finished the season 4th among PIT MiLB in runs scored (80), also ranked T-4th in 2B (23), 1st in 3B (10), T-7th in SB (26), and 9th in Batting Average (min. 250

PA) with a .278 mark... His 10 3B were T-3rd most among all minor league players... Assigned to Greensboro to begin the season, batted .308/.406/.575 with 12 2B, 9 3B, 9 HR, 31 RBI with 35 BB and 13-22 SB... SAL Ranks at the time of his promotion (6/23): 3rd in BA (.308), 4th in OBP (.406), 2nd in SLG% (.575), 1st in OPS (.981), 4th in H (.66), 1st in 3B (.9), T-2nd in XBH (30)... Picked up his first hit with ALT in his 4th game on 6/28 @ HBG... Changed his #10 on 7/4... Stole a franchise record 4 bases on 7/5 vs. Erie, setting a new career-high... 8G Hit (7/1 - 7/14): .355/.394/.419, with 1 3B, RBI, 6-6 SB, 3 multi-hit games... Ranked 3rd among PIT MiLB in SLG% (.564), and OPS (.880) through play on July 17... Hit safely in 18-of-21 July games (.309)... As of August 3, is the only MiLB player with 15 2B, 10 3B, and 10 HR this season... Recorded the longest hit streak by an Eastern League player this season at 17G (7/22 - 8/9 - .393 BA, .989 OPS)... Hit in 18-of-26 games in August: .280/.725 OPS with 6 2B, 1 HR, 13 RBI, 7 BB and 5-7 SB... Recorded his first career multi-homer game on 9/3 @ Erie... Was named a Post-Season All-Star in the South Atlantic League with Greensboro...

2022: Spent the entire season at Low-A Bradenton, batted .270/.376/.418 with 25 2B, 7 3B, 6 HR, 52 RBI and 33-39 SB... Was named the Pirates organization's Baserunner-of-the-Year... Ranked 1st in the Florida State League in 3B and runs scored, 2nd in OBP and stolen bases, 3rd in doubles, 4th in batting, T-4th in hits, 5th in OPS (.794), T-7th in RBI and 7th in SLG%... Was named the Florida State League August Player-of-the-Month... Was named the Florida State League Player-of-the-Week for the week of 8/8-14... Was named to the Florida State League post-season All-Star team... After the season played 19 games for Gigantes de Carolina of the Puerto Rican Winter League and batted .182...

2021: Made his Pittsburgh organization debut with the FCL Pirates, hitting .311 in 38 games with four home runs and 31 RBI... Ranked first in the Florida Complex League in OBP, third in walks, tied for fourth in RBI, tied for fifth in runs scored and fifth in stolen bases...

CAREER STATISTICS

YR	CLUB	AVG	G	AB	R	H	2B	3B	HR	RBI	BB	SO	SB	OBP	SLG
21	FCL Pirates (Rk.)	.311	38	122	32	38	8	1	4	31	30	14	16	.449	.492
22	Bradenton (A)	.270	104	385	79	104	25	7	6	52	63	95	33	.376	.418
23	Greensboro (A+)	.308	57	214	45	66	12	9	9	31	35	47	13	.406	.575
	Altoona (AA)	.251	66	247	35	62	11	1	4	25	17	53	13	.304	.352
	2023 Totals (A+/AA)	.278	123	461	80	128	23	10	13	56	52	100	26	.352	.456
24	Altoona (AA)	.218	126	422	64	92	19	0	11	54	61	117	16	.320	.341
	Indianapolis (AAA)	.462	6	13	5	6	1	0	0	1	4	2	1	.588	.538
	2024 Totals (AA/AAA)	.225	132	435	69	98	20	0	11	55	65	119	17	.329	.347
	MiLB Totals (5 seasons)	.262	397	1403	260	368	76	18	34	194	210	328	92	.361	.415



PERSONAL

HEIGHT/WEIGHT: 6-2/225
BIRTHPLACE: New York, NY
BORN: February 2, 2000
ACQUIRED: 16th Round (2022)

BATS/THROWS: Right/Right
RESIDES: Suffern, NY
AGE: 25
SCHOOL: Rutgers University

CAREER HIGHS

HITS: 3, 6x, last - 9/4/24 (ALT @ HFD)
RUNS: 3, 7x, last - 9/8/24 (ALT @ HFD)
HOME RUNS: 1, several times

RBI: 4, 3x, last - 6/28/24 (GB0 @ JS)
STOLEN BASES: 1, 5x, last 8/4/24 (ALT vs. RIC)
HITTING STREAK: 9 games, 7/2 - 7/12/24

CAREER HIGHLIGHTS

CAREER TRANSACTIONS: Drafted by the Pittsburgh Pirates in the 16th round (470th overall) in the 2022 First-Year Player Draft out of Rutgers... Signed with the Pirates on July 26, 2022...

CURVE CUTS: Nicholas William Cimillo... Signed with the Pirates for bonus of \$100,000... Grew up playing catcher and moved to first base full-time during the 2024 season... Has drawn attention for his 106 mpg average exit velocity, a mark that ranked him in the 90th percentile among professional players and one of the top hitters in the Pirates system... His father, William, went to St. John's University, where he played football and was named to the school's hall-of-fame in 2020... William was a firefighter in the Bronx while Nick was growing up and the two would regularly attend Yankee games after his shift at the firehouse... Attended Suffern HS in Suffern, NY...

2024: Split the season between Greensboro and Altoona... Finished the season tied for third-most in HR (21) and second in RBI (71) among Pirates minor leaguers... Began the season on the Development List with High-A Greensboro and batted .293/.419/.619 with 8 2B, 17 HR, 48 RBI in 52G... Homered in back-to-back games five times with Greensboro... Had a career-high 4 RBI on 6/28 at Jersey Shore... At the time of his promotion to ALT on 7/19, led the South Atlantic League in HR (17) and was 7th in RBI (48)... Also ranked 1st among PIT MiLB in OPS (1.038, min. 150 AB's)... Made his team debut on 7/19 at Somerset, went 0-for-3... Somerset's TD Bank Ballpark is just 15 miles from Bainton Field, Rutgers' home ballpark... 13G on-base (7/25 - 8/11): .348/.455/.478/.933 with 3 2B, 1 HR, 8 RBI, 9 BB... Drew 3 BB on 8/20 @ Richmond, matching his career-high (4th time)... Went 3-for-3 with a walk and 2 2B on 9/4 @ HFD...Finished his season on September 15 by hitting a foul ball into the broadcast booth at Peoples Natural Gas Field, where Curve broadcaster Preston Shoemaker made

the catch on the fly...Cimillo autographed the baseball after the game and the ball now resides in the broadcast booth...

2023: Split the season between Bradenton and Greensboro, combined to hit .247/.364/.472 with 17 2B, 1 3B, 11 HR, 38 RBI in 70G...

COLLEGE: Was a 2022 All-Big Ten second-team selection after leading the conference with a .385 average, .707 slugging percentage and 1.199 OPS with Rutgers... Hit .385 (79-for-205) with 18 doubles, 16 home runs and 52 RBI in 54 games during his only season at Rutgers... Was named the 2019 Metro Atlantic Athletic Conference Rookie-of-the-Year at Manhattan (NY) College, where he was also a two-time Preseason player-of-the-year...



CAREER STATISTICS

YR	CLUB	AVG	G	AB	R	H	2B	3B	HR	RBI	BB	SO	SB	OBP	SLG
22	FCL Pirates (Rk)	.250	4	12	1	3	0	0	0	2	0	1	0	.250	.250
	Bradenton (A)	.188	8	16	6	3	0	0	0	0	3	5	0	.409	.188
	2022 Totals (Rk/A)	.256	125	469	71	120	21	3	17	74	43	145	25	.325	.422
23	Bradenton (A)	.288	51	163	32	47	16	1	8	29	29	43	1	.406	.546
	Greensboro (A+)	.247	70	231	41	57	17	1	11	38	38	67	2	.364	.472
	2023 Totals (A+/AA)	.255	118	467	86	119	18	6	23	95	36	128	26	.327	.467
24	Greensboro (A+)	.293	52	181	46	53	8	0	17	48	38	57	2	.419	.619
	Altoona (AA)	.224	44	161	17	36	9	1	4	23	22	32	1	.324	.366
	2024 Totals (A+/AA)	.260	96	342	63	89	17	1	21	71	60	89	3	.376	.500
	MiLB Totals (3 seasons)	.253	178	601	111	152	34	2	32	111	101	162	5	.370	.476



PERSONAL

HEIGHT/WEIGHT: 6-1/195
BIRTHPLACE: Houston, Texas
BORN: January 4, 2001
ACQUIRED: 17th Round (2022)

BATS/THROWS: Right/Right
RESIDES: Houston, Texas
AGE: 24
SCHOOL: University of Houston

CAREER HIGHS

IP (START): 3.0 - 9/15/24 (ALT vs RIC)
IP (RELIEF): 3.0 - 9/6/24 (ALT vs HFD)
RUNS ALLOWED: 6 - 5/21/24 (GBO vs GVL)

STRIKEOUTS: 4, 4x, last - 7/25/24 (GBO vs ASH)
WALKS: 3, 3x, last - 8/11/24 (GBO vs ROM)
MOST HITS: 5 - 7/10/24 (GBO vs WS)

CAREER HIGHLIGHTS

CAREER TRANSACTIONS: Drafted by the Pittsburgh Pirates in the 17th round (500th overall) of the 2022 First-Year Player Draft out of the University of Houston... Signed on July 26, 2022...

CURVE CUTS: Jaycob Matthew Deese... Signed with the Pirates for a bonus of \$80,000... Was recognized by Baseball America as having the "Best Fastball" in the American Athletic Conference in 2022... Went 5-3 with one save, a 5.19 ERA (85.0ip/49er) and 62 strikeouts in 17 outings in 2022.. Ranked second on Houston's pitching staff in 2021 in both ERA (4.46) and strikeouts (52).. Played for Galveston (TX) College prior to transferring to Houston, where he posted a team-best 46 strikeouts in 2020... Majored in Psychology at Houston... His older sister, Taylor, also attended the University of Houston (12-16)...

2024: Finished the season with Altoona and totaled 9.1 IP across 5 appearances allowing 5 runs... Assigned to Greensboro to begin the season... Transferred to ALT on 4/17 and made 1 appearance at Bowie, allowing 2 runs in 0.2 IP.... Transferred to GBO on 4/19... Totaled a 2-4 record with a 6.64 ERA and 1 save in 30 G/1 start for High-A Greensboro... Had a 0.77 ERA in 9 appearances in June, earning 6 strikeouts in 11.2 IP... Transferred to ALT on

8/23... Tossed 3.0 scoreless innings on 9/6 @ HFD...

2023: Spent the entire season with High-A Greensboro and went 3-3 with a 5.29 ERA in 32 games, 3 starts... Also picked up 1 save... Struck out 65 batters in 68.0 innings...

2022: Made his pro debut with the FCL Pirates, tossing 4.0 innings and allowing 1 unearned run in 3 appearances...



CAREER STATISTICS

YR	CLUB	W-L	ERA	G	GS	CG	SHO	SV	IP	H	R	ER	HR	BB	SO
22	FCL Pirates (Rk.)	0-0	0.00	3	0	0	0	0	4.0	3	1	0	0	1	5
23	Greensboro (A+)	3-3	5.29	32	3	0	0	1	68.0	71	41	40	11	17	65
24	Greensboro (A+)	2-4	6.64	30	1	0	0	1	42.0	49	36	31	8	14	28
	Altoona (AA)	0-0	4.82	5	1	0	0	0	9.1	14	5	5	1	4	3
	2024 Totals (A+/AA)	2-4	6.31	35	2	0	0	1	51.1	63	41	36	9	18	31
	MLB Totals (3 seasons)	5-7	5.55	70	5	0	0	2	123.1	137	83	76	20	36	101

UNI-CYCLE

Andrew Lambo pedaled his way into the Curve record books on April 9, 2013 when he completed the first and only cycle in franchise history. On a Tuesday night in Akron, Lambo collected a single, double, triple and home run in order for a "natural cycle" by the fifth inning. He connected on an RBI single in the first, doubled in the third, tripled home another run in the fourth and led off the fifth inning with a solo homer.



PERSONAL

HEIGHT/WEIGHT: 6-2/203
BIRTHPLACE: La Jolla, California
BORN: January 4, 2001
ACQUIRED: 6th Round (2022)

BATS/THROWS: Right/Right
RESIDES: Oxford, Mississippi
AGE: 24
SCHOOL: University of Mississippi

CAREER HIGHS

IP (START): 7.2 - 8/23/23 (GBO @ ROM)
IP (RELIEF): 6.0 - 5/27/23 (BRD vs. JUP)
RUNS ALLOWED: 8 - 9/9/23 (GBO @ BG)

STRIKEOUTS: 9 - 8/11/23 (GBO @ GVL)
WALKS: 3, 3x, last - 9/9/23 (GBO @ BG)
MOST HITS: 9 - 9/9/23 (GBO @ BG)

CAREER HIGHLIGHTS

CAREER TRANSACTIONS: Drafted by the Arizona Diamondbacks in the 40th round of the 2019 First-Year Player Draft but did not sign...Drafted by the Pittsburgh Pirates in the 6th round (170th overall) of the 2022 First-Year Player Draft out of the University of Mississippi... Signed on July 26, 2022 for \$311,600...

CURVE CUTS: Derek Matthew Diamond... Was named a 2018 Under Armor All-American and was a three-year letterwinner at Ramona (CA) High School... Was ranked by Perfect Game as the No. 37 player in the Top 100 National rankings in 2019 and was named to the All-Region First Team in California... Had put his name in the transfer portal following the 2022 National Championship run with Ole Miss before he was drafted by the Pirates... Told Alex Stumpf of DKPittsburgh Sports that an old school approach allowing him to add a curveball helped him turn a corner with Bradenton in 2023... Says that he was not allowed to throw the pitch at Ole Miss, but Marauders pitching coach Matt Ford helped him to "become an artist" by moving pitches around and changing speeds... Pitched collegiately with Cleveland Guardians 2021 second round draft pick LHP Doug Ninkhazy, who pitched against Altoona with the Akron RubberDucks... Was also teammates with Chicago White Sox 2023 first round pick SS Jacob Gonzalez... Became a barber during the COVID-19 pandemic and gives his teammates haircuts during the season...

2024: Spent the season swinging between the bullpen and rotation with High-A Greensboro... Moved into the Grasshoppers rotation full-time after May 22... Finished the season strong going 0-3 with a 3.86 ERA in six starts in the month of August... Tossed at least 5.0 IP in 11 of 23 outings... After the season, played for the Scottsdale Scorpions and was named an AFL Fall Star and went 0-0 with a 2.45 ERA in 7 games, 1 start, struck out 12 batters in 11.0 IP, recording a 0.818 WHIP...

2023: Was honored by the Pirates as a member of the Community Commitment Program awarded to Pirates Minor Leaguers who participate most often in community engagements with their minor league affiliates... Finished T-2nd in PIT MiLB with 10 wins on the season...Finished fifth in the Florida State league with eight wins while also moving up to Greensboro in

late July... At the time of his promotion to Greensboro, Diamond's 3.98 ERA was the fourth-lowest among all Florida State League pitchers... Began the season with 15 appearances and 12 starts with the Bradenton Marauders... Was called up to High-A Greensboro on July 25 and made nine starts to end the season...

2022: Assigned to the FCL Pirates after signing on July 26, exactly one month after winning the College World Series with Ole Miss...Made four appearances, tossing a combined 4.0 scoreless innings with one walk and four strikeouts...

COLLEGE: Was a three-year letter winner for Ole Miss, pitching from 2020 - 2022...Went 4-4 with a 6.89 ERA (65.1ip/50er) and 57 strikeouts in 2022 for a University of Mississippi team that won its first-ever national championship in program history...Was named the Sunday starter in 2020 and made four starts before the COVID-19 Pandemic ended the season...



CAREER STATISTICS

YR	CLUB	W-L	ERA	G	GS	CG	SHO	SV	IP	H	R	ER	HR	BB	SO
22	FCL Pirates (Rk.)	0-0	0.00	3	0	0	0	0	4.0	3	0	0	0	1	4
23	Bradenton (A)	8-3	3.98	15	12	0	0	0	74.2	77	36	33	5	15	63
	Greensboro (A+)	2-2	6.00	9	9	0	0	0	45.0	50	31	30	11	15	34
	2023 Totals (A/A+)	10-5	4.74	24	21	0	0	0	119.2	127	67	63	16	30	97
24	Greensboro (A+)	5-6	4.80	23	19	0	0	0	95.2	107	57	51	16	19	83
	MiLB Totals (3 seasons)	15-11	4.68	50	40	0	0	0	219.1	237	124	114	32	50	184



PERSONAL

HEIGHT/WEIGHT: 5-11/203
BIRTHPLACE: Weatherford, Texas
BORN: November 20, 2000
ACQUIRED: 20th Round (2021)

BATS/THROWS: Right/Right
RESIDES: Weatherford, Texas
AGE: 24 (Turns 25 on November 20)
SCHOOL: Weatherford College

CAREER HIGHS

HITS: 3, 7x, last - 5/19/24 (ALT @ AKR)
RUNS: 3, 4x, last - 8/9/23 (GBO @ GVL)
HOME RUNS: 1, several times

RBI: 4, 3x, last - 7/13/24 (ALT vs. BOW)
STOLEN BASES: 2, 2x, last - 6/14/22 (BRD @ FTM)
HITTING STREAK: 7 games, 8/7 - 8/18/22

CAREER HIGHLIGHTS

CAREER TRANSACTIONS: Drafted by the Pittsburgh Pirates in the 20th round (133rd) overall in the 2021 First Year Player Draft out of Weatherford Junior College (Weatherford, TX)...Signed on July 19, 2021...

CURVE CUTS: Brenden Reese Dixon... Hit .335 with 12 doubles, 10 home runs, 39 RBI and seven stolen bases in 2021 at Weatherford College... Played in 14 games for the University of Texas during the abbreviated 2020 season... Hit .353 and recorded 48 RBI while being named a second-team all-state selection in 2019 for Argyle (TX) High School... Helped Argyle to back-to-back state and national championships in 2018 and 2019... Was also a four-year letterman in football where he was named second team All-State as a senior and earned All-District honors in each of his four seasons... Was also named Argyle's Defensive Back of the Year... Is an avid hunter and fisherman in his freetime...

2024: Spent the majority of the season with Altoona, with a short stint at Triple-A Indianapolis... Recorded 2 walk-off hits and finished the season T-3rd on the team with 8 HR... Changed number from #36 to #2 on 4/23... Reached in each of his first 7 games played this season... Knocked his first Double-A homer on 5/1 @ HBG... Made

his second career appearance on the mound on 5/21 @ Erie, retiring the lone batter he faced on 2 pitches... Transferred to IND on 5/22, went 0-2, with 1 K... Transferred to ALT on 5/27... Transferred to IND on 6/4, went 2-for-12 with 1 HR, 2 RBI in 4G... Transferred to ALT on 6/11... Blasted a walk-off 3R HR on 6/15 vs. Erie... Hit the 50th Grand Slam in franchise history on July 13 vs. Bowie... Reached base safely in his first 8-of-10 games played in August... Made his 4th career appearance on the mound on 8/24 @ RIC, tossed a scoreless inning... Placed on Development List on 8/27... Activated on 8/29 and recorded his second "walk-off" hit of the season... Smashed a game-winning HR in the 9th inning on 9/5 @ HFD... Underwent surgery to repair an injured hamate bone after the season...

2023: Split the season between Greensboro and Indianapolis... Combined to hit .222/.344/.444 with 10 2B, 2 3B, 12 HR, 38 RBI and 1-4 SB... Knocked 11 homers in 65 games with the Grasshoppers... Spent a week on the active roster at Indianapolis in early-August and went 3-for-10 with 1 HR, 4 RBI, 1 BB and 5 K in 4G...



CAREER STATISTICS

YR	CLUB	AVG	G	AB	R	H	2B	3B	HR	RBI	BB	SO	SB	OBP	SLG
21	FCL Pirates (Rk.)	.313	12	32	6	10	1	1	2	6	10	12	2	.488	.594
22	Bradenton (A)	.208	89	289	46	60	12	2	8	36	53	104	6	.337	.346
23	Greensboro (A+)	.219	65	215	36	47	10	2	11	34	39	76	1	.344	.437
	Indianapolis (AAA)	.300	4	10	1	3	0	0	1	4	1	5	0	.364	.600
	2023 Totals (A+/AAA)	.222	69	225	37	50	10	2	12	38	40	81	1	.344	.444
24	Altoona (AA)	.188	64	197	23	37	6	0	8	30	24	69	6	.281	.340
	Indianapolis (AAA)	.143	6	14	2	2	0	0	1	2	1	7	1	.200	.357
	2024 Totals (AA/AAA)	.185	70	211	25	39	6	0	9	32	25	76	7	.276	.341
	MILB Totals (4 seasons)	.210	240	757	114	159	29	5	31	112	128	273	16	.330	.384



PERSONAL

HEIGHT/WEIGHT: 6-1/216
BIRTHPLACE: West Springfield, MA
BORN: August 9, 1998
ACQUIRED: Non-Drafted Free-Agent (2021)

BATS/THROWS: Right/Left
RESIDES: West Springfield, MA
AGE: 26 (Turns 27 on August 9)
SCHOOL: Hartford (CT) University

CAREER HIGHS

IP (START): 6.0 - 9/7/24 (ALT @ HFD)
IP (RELIEF): 4.0, 2x, last -7/15/22 (ALT vs. RIC)
RUNS ALLOWED: 6 - 8/22/21 (BRD vs. CLR)
STRIKEOUTS: 8, 8/27/24 (ALT vs. NH)
WALKS: 2, 4x, last - 6/26/22 (ALT @ NH)
MOST HITS: 5 - 4/21/22 (BRD @ DBT)

PROSPECT RANKINGS

2023 Baseball America "Best Control" in the Pirates System

CAREER HIGHLIGHTS

CAREER TRANSACTIONS: Signed by the Pittsburgh Pirates as a Non-Drafted Free Agent on July 20, 2021...

CURVE CUTS: Nicholas Joseph Dombkowski... Signed as a UDFA on 7/20/21... Resides in West Springfield, MA... Grew up a Boston Red Sox fan and patterned his game after ace Josh Beckett as a kid... Had an additional year of eligibility remaining after his four-year career at the University of Hartford and was planning to attend Texas A&M for his final season of collegiate baseball until he signed with the Pirates... Graduated with a degree in Finance and a minor in Risk Management from the Barney School of Business... Developed a relationship with fellow Pirates farmhand Justin Meis with Bradenton at the beginning of the 2022 season and helped Meis improve his change-up, while Meis aided the development of Dombowski's slider (Rob Bieriempfel, The Athletic)... The two have been throwing partners for nearly their entire professional career... Tossed a 9-inning no-hitter for the University of Hartford just hours after the University announced their decision to transition from Division I to Division III in May of 2021...

2025: Named to the Pirates Spring Breakout roster...

2024: Finished the season 3rd among PIT MiLB LHP with 81.2 IP and 8th in strikeouts (71)... Named to Altoona's Opening Day roster for the second straight year... Transferred to Indy for a spot start on 4/17 and tossed 4.0 IP vs. St. Paul (4 H, 1 R, 4 BB, 2 K, 57 pitches, 33 strikes)... Transferred to ALT on 4/20... Charged with a tough-luck loss on 4/28 vs. AKR, allowed go-ahead run on error in OF... Placed on 7-Day IL on 5/2 (retro 4/30) with a back injury... Activated on 5/9 from IL... Transferred to IND on 5/27 and bounced between the rotation and bullpen, each of his final 4 outings were 1.0 inning... Transferred to ALT on 8/2... Made 14 appearances, 5 starts with Triple-A Indianapolis: 2-2, 4.32 ERA (16 ER / 33.1 IP), 36 H, 25 BB, 32 K (1.83 WHIP)... Struck out a career-high 8 batters on 8/27 vs New Hampshire... Tossed a career-long 6.0 innings and earned the win on 9/7 @ Hartford in front of nearly 100 family, friends and alumni of the University of Hartford...

2023: Entered the season rated by Baseball America as having the "Best Control" in the Pirates minor league system... Was named Altoona's "Co-Fireman of the Year" with RHP Cam Junker after he went: 5-6 with a 3.71 ERA in 33G/8 starts... Finished the season 3rd on the team in Innings Pitched (85.0)... Also ranked 6th among PIT MiLB in BB/9 (2.66) among pitchers that threw at least 50.0 IP... Tossed 7.2 consecutive scoreless innings across 5 outings from 4/14 - 5/6: 5 H, 1 BB, 6 K... Made his 2nd career spot start with 2.0 IP (3 H, 1 R, 0 BB, 1 K) on 5/6 at RIC... Allowed 1R in 4 straight outings (5/6 - 5/18) before throwing 3.0 scoreless IP on 5/24 vs. HFD... Allowed a Grand Slam in back-to-back outings on 5/27 vs. HFD and 5/30 vs. BIN... Tossed a career-long 4.2 IP allowing 1R on 6/16 @ SOM and picked up the win... Tossed a career-long 5.2 IP on 7/5 vs. Erie, began the outing with 5 perfect innings with 5 K's... From June 4 through the end of the season with Altoona: 4-5 with a 3.21 ERA (22 ER / 61.2 IP), 50 H, 17 BB, 41 K in 19 appearances, 7 starts (w/ ALT)... Promoted to Indy on 9/2 and made 1 appearance allowing 6R on 10 H in 3.0 IP, assigned back to ALT on 9/5... As starter (8 starts): 1-3, 4.45 ERA (16 ER / 32.1 IP), .213 BAA // As reliever (25 G): 4-3, 3.25 ERA (19 ER / 52.2 IP), .244 BAA... Made eight appearances with the Salt River Rafter of the Arizona Fall League where he allowed seven runs in 8.1 innings pitched, walked nine and struck out eight...

2022: Split the campaign between three affiliates, spending the majority of the season with Altoona... His 86 strikeouts ranked 3rd-most among Pirates minor league relievers (Travis MacGregor - ALT/IND, Ricky DeVito - GBO)... Named to Bradenton's Opening Day Roster... Went 1-0, with a 1.69 ERA (2 ER

/ 10.2 IP) in 4 appearances to start the season... Picked up 19 strikeouts in 10.2 IP with just 7 H and 2 BB... Promoted to Greensboro on April 29... Went 1-0 with a 1.76 ERA (3 ER / 15.1 IP) in 10 games with Greensboro... Struck out 22 batters with just six walks in 15.1 IP in GBO... Started first career game on 5/21 vs Bowling Green, allowed two runs on one hit in 3.0 IP... Promoted to Altoona on 6/7... Went a career-long 4.0 innings on 6/17 vs Erie (3 H, 1 R, 1 BB, 5 K) on 66 pitches and picked up the save... Matched his career-long outing again on 7/15 vs Richmond (3 H, 2 R (2 HR), 0 BB, 6 K)... Went 3.1 IP (4 H, 1 R, 4 K) in a spot start at BOW on 7/31... Allowed runs in just two of six appearances in the month of August recording a 1-0 record with a 2.38 ERA (3 ER / 11.1 IP) with ten strikeouts... Pitched more than 1.0 inning in 14-of-22 outings with Altoona... Held left-handed batters to a .182 batting average (10-for-55, 1 2B, 1 3B) and .486 OPS with the Curve...

2021: Went 1-0 with a 3.86 ERA (8ER / 18.2 IP) in 11G with Bradenton... Struck out 23 batters in 18.2 IP... Closed year on a 10-inning scoreless streak over 6G with 13K, aiding the Mudcats to a Low-A East Championship...

COLLEGE: Went 4-3 with a 3.13 ERA (60.1ip/21er) and 72 strikeouts in 10 starts as a junior in 2021 with the University of Hartford... Posted an America East Conference-best 0.90 ERA (20.0ip/2er) during the shortened 2020 season... Was the first pitcher in America East history to earn Pitcher- and Rookie-of-the-Year honors in the same season in 2018... Took home Collegiate Baseball Freshman All-American accolades in 2018... Pitched in one of the first games at Dunkin Donuts Park on March 31, 2018 against UConn, struck out five in 7.0 innings in a 1-0 loss to the Huskies...



CAREER STATISTICS

YR	CLUB	W-L	ERA	G	GS	CG	SHO	SV	IP	H	R	ER	HR	BB	SO
21	Bradenton (A)	1-0	3.86	11	0	0	0	2	18.2	13	8	8	3	6	23
22	Bradenton (A)	1-0	1.69	4	0	0	0	0	10.2	7	2	2	1	2	19
	Greensboro (A+)	1-0	1.76	10	1	0	0	0	15.1	10	4	1	1	6	22
	Altoona (AA)	3-1	3.92	22	1	0	0	1	41.1	38	26	18	5	11	45
	2022 Totals (A/A+/AA)	5-1	3.07	36	2	0	0	1	67.1	55	32	23	7	19	86
23	Altoona (AA)	5-6	3.71	33	8	0	0	0	85.0	76	37	35	13	26	58
	Indianapolis (AAA)	0-1	18.00	1	0	0	0	0	3.0	10	6	6	0	0	3
	2023 Totals (AA/AAA)	5-7	4.19	34	8	0	0	0	88.0	86	43	41	13	26	61
24	Altoona (AA)	4-4	3.17	16	7	0	0	1	48.1	38	21	17	5	15	39
	Indianapolis (AAA)	2-2	4.32	14	5	0	0	0	33.1	36	17	16	4	25	32
	2024 Totals (AA/AAA)	6-6	3.64	30	12	0	0	1	81.2	74	38	33	9	40	71
	MiLB Totals (4 seasons)	17-14	3.70	111	22	0	0	4	255.2	228	121	105	32	91	241



PERSONAL

HEIGHT/WEIGHT: 6-3/228
BIRTHPLACE: Santo Domingo Centro, D.R.
BORN: September 25, 2002
ACQUIRED: Int'l Free Agent (2020)

BATS/THROWS: Right/Right
RESIDES: Barahona, D.R.
AGE: 22 (Turns 23 on Sept. 25)
SCHOOL: N/A

CAREER HIGHS

IP (START): 6.2, 6/25/24 (GBO at JS)
IP (RELIEF): 6.0, 8/5/23 (BRD vs TAM)
RUNS ALLOWED: 8, 2x, 5/3/24 (GBO vs WS)

STRIKEOUTS: 10, 8/24/24 (GBO vs ASH)
WALKS: 6, 8/31/22 (BRD vs FTM)
MOST HITS: 8, 8/5/23 (BRD vs TAM)

AWARDS & HONORS

FSL Pitcher of the Month, July 2023

PROSPECT RANKINGS

2025 Baseball America No. 27 Pirates Prospect

CAREER HIGHLIGHTS

CAREER TRANSACTIONS: Signed by the Pittsburgh Pirates as an international free agent on October 13, 2020...

CURVE CUTS: Wilber Bladimir Dotei (Wilber)... Features a fastball in the upper-90's and has hit 100 mph on several occasions... Also uses a slider, cutter and change-up...

2024: Spent the entire season in the rotation for High-A Greensboro... Tied for the lead among all Pirates farmhands in starts and ranked among leaders in wins (2nd), strikeouts (6th), innings pitched (6th) and batting average against (.242, 9th)... Also tied for the South Atlantic League lead in wins and ranked among league leaders in starts (2nd), batting average against (5th) and innings pitched (7th)... Was unscored upon in his first three outings of the season, allowed just two runs in four outings in April (1.17 ERA)... Recorded a 4.97 ERA in June, his lowest ERA in a calendar month besides April... Tossed at least 5.0 innings in six of his final 11 outings of the season... Held opponents to a .172 BAA in the first inning of outings...

2023: Spent the entire season in Bradenton's rotation... Was named the Florida State League's Pitcher of the Month for July after posting a 0.35 ERA (25.2ip/1er) across five appearances (four starts), including a 13.0-inning scoreless streak to start the month... His seven wins were tied for 7th-most among all Pirates farmhands and 6th-most in the Florida State League...



CAREER STATISTICS

YR	CLUB	W-L	ERA	G	GS	CG	SHO	SV	IP	H	R	ER	HR	BB	SO
21	FCL Pirates (Rk.)	2-0	3.34	11	5	0	0	0	29.2	20	18	11	2	18	34
22	FCL Pirates (Rk.)	2-2	2.62	12	9	0	0	0	34.1	24	13	10	1	16	35
	Bradenton (A)	0-0	10.38	2	0	0	0	0	4.1	2	5	5	0	9	3
	2022 Totals (Rk./A)	2-2	3.49	14	9	0	0	0	38.2	26	18	15	1	25	38
23	Bradenton (A)	7-2	3.09	18	15	0	0	0	78.2	64	37	27	3	44	58
24	Greensboro (A+)	9-5	5.33	25	25	0	0	0	106.1	98	68	63	21	54	106
	MILB Totals (4 seasons)	20-9	4.12	68	54	0	0	0	253.1	208	141	116	27	141	236



PERSONAL

HEIGHT/WEIGHT: 6-1/225
BIRTHPLACE: Bargo Maggiore, San Marino
BORN: April 20, 2004
ACQUIRED: Non-Drafted Free Agent (2021)
BATS/THROWS: Right/Right
RESIDES: Bargo Maggiore, San Marino
AGE: 20 (Turns 21 on April 20)
SCHOOL: N/A

CAREER HIGHS

IP (START): 6.0, 2x, last - 7/3/23 (BRD vs. CLR)
IP (RELIEF): 4.0, 3x, last - 8/28/24 (GBO @ ROM)
RUNS ALLOWED: 10 - 5/22/24 (GBO vs. GVL)
STRIKEOUTS: 9 - 6/9/23 (BRD vs. DUN)
WALKS: 4, 3x, last - 4/20/23 (BRD vs. DBT)
MOST HITS: 8, 2x, last - 5/22/24 (GBO vs. GVL)

PROSPECT RANKINGS

2025 Baseball America No. 21 Pirates Prospect

CAREER HIGHLIGHTS

CAREER TRANSACTIONS: Signed by the Pittsburgh Pirates as a non-drafted free agent on March 24, 2021... Signed by Pirates International Scout Tom Gillespie...

CURVE CUTS: Alessandro Ercolani... Hails from San Marino, a country of a little over 34,000 people which is land-locked by Italy and has the world's fifth-smallest country by population... Every member of San Marino's population could fit into every MLB stadium, including MLB's smallest - the Cleveland Guardians' Progressive Field, which holds 34,830... Picked up baseball at age six after a friend of his enrolled in the sport, noting in an interview with MLB.com's Michael Clair in 2024 that seeing stadiums filled with screaming fans in the U.S. caught his eye... Suited up for Italy's U15 National Team... Got his Italian passport at age 12 so that he could participate in the Italian National Team's development programs... Was Listed on Team Italy's provisional roster for the 2023 World Baseball Classic, but did not appear in the tournament... Was mentored by former Dodgers Minor Leaguer and German National Team Pitcher Markus Solbach and Italian Pitcher turned Pitching Coach Alessandro Maestri...

2024: Spent the entire season at High-A Greensboro, swinging between the bullpen and rotation... His 93 strikeouts were 9th-most among all Pirates farmhands... Reduced his walk rate from 4.3/9 innings in 2023 to 2.9/9 innings in 2024... Recorded a 1.17 ERA in four April outings (2 ER / 15.1 IP)... Bounced back from a difficult month of May (18 runs in 15.0 innings) to record a 3.48 ERA in 10.1 innings in June, 17 of 28 earned runs he allowed during the season came in the calendar month... Held opponents to a .173 batting average against in 15 outings, two starts, from June 1 through the end of the season... Picked up 58 strikeouts in his final 46.1 innings of the season... Recorded a 1.46 ERA in the second half of the season...

2023: Spent the entire season with Single-A Bradenton... Tossed at least 5.0 innings in seven of his 17 outings... Was named the Florida State League Pitcher of the Week for the week of 6/12-6/18... Was placed on the 7-Day IL on August 1 and missed the rest of the regular season... Pitched for Salt River in the Arizona Fall League after the season where he was the youngest player on the circuit... Walked 11 batters in 3.2 innings over four outings...



CAREER STATISTICS

YR	CLUB	W-L	ERA	G	GS	CG	SHO	SV	IP	H	R	ER	HR	BB	SO
21	FCL Pirates (Rk.)	2-3	5.40	10	0	0	0	0	18.1	20	13	11	1	8	20
22	FCL Pirates (Rk.)	1-0	1.19	10	8	0	0	1	30.1	19	4	4	0	20	39
23	Bradenton (A)	4-5	4.43	17	15	0	0	0	65.0	62	40	32	8	31	66
24	Greensboro (A+)	6-2	3.29	24	9	0	0	1	76.2	58	31	28	8	25	93
MiLB Totals (4 seasons)		13-10	3.55	61	32	0	0	2	190.1	159	88	75	17	84	218



PERSONAL

HEIGHT/WEIGHT: 6-5/216
BIRTHPLACE: Lawrenceburg, IN
BORN: March 6, 1998
ACQUIRED: Trade - SD (2021)

BATS/THROWS: Right/Right
RESIDES: Chicago, IL
AGE: 27
SCHOOL: Vanderbilt University

CAREER HIGHS

IP (START): 7.0 - 7/1/24 (ALT at HBG)
IP (RELIEF): 4.0 - 5/17/24 (ALT at AKR)
RUNS ALLOWED: 5, 2x, last - 7/24/24 (ALT at ERI)

STRIKEOUTS: 9 - 7/1/24 (ALT at HBG)
WALKS: 6 - 6/8/24 (IND vs COL)
MOST HITS: 7, 2x, last - 8/10/24 (ALT at POR)

CAREER HIGHLIGHTS

CAREER TRANSACTIONS: Drafted by the San Diego Padres in the 6th round (173rd overall) of the 2019 First Year Player Draft out of Vanderbilt... Traded to the Pirates in the 3-team deal between San Diego, the New York Mets and Pittsburgh that netted RHP David Bednar, LHP Omar Cruz, OF Hudson Head and C Endy Rodriguez and sent RHP Joe Musgrove to San Diego and LHP Joey Lucchesi from San Diego to New York... Re-signed with the Pirates on January 20, 2025...

CURVE CUTS: Drake Robert Fellows... Went 13-2 with a 4.09 ERA in his final season for the NCAA Champion Vanderbilt Commodores... Majored in sociology at Vandy... At the time of the draft MLB Pipeline wrote: "His pitches may be better, but Fellows hasn't harnessed them as well as he had previously. He has been hit harder and battled his control more than in his first two seasons. He'll need to regain his previous command to reach his ceiling as a No. 4 starter, but teams do value his competitiveness and long track record of success in the Southeastern Conference"... Was diagnosed with anaplastic large cell lymphoma in the summer of 2019 after winning the National Championship with Vanderbilt, was declared cancer-free after treatments that summer and fall... Underwent Tommy John surgery in August of 2021 and missed the entire 2022 season and much of 2023... Attended Joliet Catholic Academy in Joliet, Ind... Grew up on the south side of Chicago competing with Pirates OF Jack Suwinski and Guardians INF Owen Miller... Was ranked as Perfect Game's top pitcher in the state of Indiana in their 2016 High School class... Son of Robert and Annie Fellows, has two brothers, Carter and Jaden... Signed with the Padres for a bonus of \$260,000, slightly under the slot recommendation of \$289,000... Shared a clubhouse with several future major leaguers at Vandy, including RHP Kyle Wright '17 (Braves/Royals), C Jason Delay '17 (Pirates), JJ Bleday '19 (Athletics) and RHP Collin Snider '17 (Royals/Mariners) as well as RHP Kumar Rocker... Claims that he can solve a rubix cube... Listed his favorite players at age 10 as Carlos Zambrano and David Ortiz...

2024: Finished the season setting career-highs in IP (74.2), games (24), games started (13), and strikeouts (68)... Assigned to Greensboro to begin the season... Worked as a length reliever, tossing at least 2.0 IP in each of his four outings... Tossed a career-long 3.0 IP on April 16 vs Hickory... Made his Double-A debut on 5/4 @ HBG and tossed a career-long 4.0 IP allowing only 1 run... Matched his career-long outing on 5/17 @ AKR and struck out 5 straight batters at one point, recording a career-high 7... Earned his first Double-A win on 5/23 at Erie with 5.0 innings of one-run ball... Transferred to Indianapolis on 6/1 and made 2 starts... Transferred to ALT on 6/11... Struck out a career-high 9 in a career-long 7.0 IP on July 1 at Harrisburg... Made a spot start with Triple-A Indianapolis on 7/13, returned

to the Curve on 7/24 at Erie... Allowed a career-high 3 homers on 8/10 at Portland (allowed just 5 in his career prior to that)... Placed on Development List on 8/31 (innings limit)...

2023: Returned to the mound with the FCL Pirates for the first time in 725 days on July 25... Made ten appearances with Bradenton across August and September and was unscored upon in six of them... Was unscored upon in his final four outings: 4.2 IP, 4 H, 4 BB, 1 K...


2022: Missed the entire season recovering from Tommy John...

2021: Made his Pirates organizational and professional debut in the FCL with 8.0 scoreless innings... Made 2 appearances with Bradenton before hitting the injured list on July 31 and missing the rest of the season with Tommy John surgery...

2020: Did not pitch (COVID-19 Pandemic)...

2019: Did not pitch after signing with the Padres... Underwent treatment to treat anaplastic large cell lymphoma and was declared cancer-free in the fall...

COLLEGE: Went 13-2 with a 4.09 ERA in his final season for the NCAA Champion Vanderbilt Commodores... Finished his career 6th in program history in strikeouts (308)... His 13 wins as a junior tied for second in program history in a single-season, also finished the 2019 season tied for first in the nation in wins (13) and eighth in strikeouts (133)... Became the second freshman in program history to earn a starting nod on opening weekend for Vanderbilt since they've been coached by Tim Corbin... Recorded a 23-9 record in 45 starts for Vandy, recording a 3.85 ERA with 308 strikeouts in 275.2 IP... Majored in sociology...



CAREER STATISTICS

YR	CLUB	W-L	ERA	G	GS	CG	SHO	SV	IP	H	R	ER	HR	BB	SO
19															
20															
21	FCL Pirates (Rk.)	0-0	0.00	3	2	0	0	0	8.0	5	0	0	0	4	5
	Bradenton (A)	1-0	9.82	2	0	0	0	0	3.2	5	4	4	1	6	4
	2021 Totals (Rk./A)	1-0	3.09	5	2	0	0	0	11.2	10	4	4	1	10	9
22															
23	FCL Pirates (Rk.)	0-0	0.00	1	1	0	0	0	1.0	0	0	0	0	2	1
	Bradenton (A)	0-1	9.00	10	4	0	0	0	11.0	12	11	11	1	9	12
	2023 Totals (Rk./A)	0-1	8.25	11	5	0	0	0	12.0	12	11	11	1	11	13
24	Greensboro (A+)	1-0	5.23	4	0	0	0	0	10.1	11	6	6	0	5	11
	Altoona (AA)	2-5	5.74	17	10	0	0	0	53.1	52	36	34	6	26	49
	Indianapolis (AAA)	0-1	5.73	3	3	0	0	0	11.0	10	8	7	0	9	8
	2024 Totals (A+/AA/AAA)	3-6	5.67	24	13	0	0	0	74.2	73	50	47	6	40	68
	MLB Totals (6 seasons)	4-7	5.67	40	20	0	0	0	98.1	95	65	62	8	61	90



PERSONAL

HEIGHT/WEIGHT: 6-1/187
BIRTHPLACE: San Jose, California
BORN: March 11, 1998
ACQUIRED: 5th Round (2019)

BATS/THROWS: Right/Right
RESIDES: San Jose, California
AGE: 26
SCHOOL: University of Nevada

CAREER HIGHS

IP (START): 6.0, 2x, last - 8/10/21 (GBO @ WS)
IP (RELIEF): 4.0, 2x, last - 5/27/21 (GBO vs. WIL)
RUNS ALLOWED: 7 - 8/24/21 (GBO @ ASH)

STRIKEOUTS: 9 - 7/27/21 (GBO vs. WS)
WALKS: 5, 2x, last - 9/16/21 (GBO @ HV)
MOST HITS: 8 - 8/12/19 (WV vs. AUB)

CAREER HIGHLIGHTS



CAREER TRANSACTIONS: Drafted by the Pittsburgh Pirates in the fifth round (154th overall) in the 2019 First-Year Player Draft out of the University of Nevada... Signed on June 12, 2019...

CURVE CUTS: Grant Allan Ford... Became the first player drafted by the Pirates out of the University of Nevada since Justin Martin in 1999 (16th round)... Signed with the Pirates for a bonus of \$422,500... Was Nevada's highest draft selection since 2013 when Arizona selected Bradon Shipley 15th overall... Collegiate teammate Ryan Anderson was selected in the 12th round of the 2019 draft by the New York Yankees, he spent the 2022 season with Low-A Tampa where he made 35 appearances and recorded a 4.26 ERA... Attended Pioneer HS in San Jose, CA where he tossed a no-hitter on his Senior Day... Played baseball and basketball in high school... Lists his sports hero as Nolan Ryan... Allowed more than 2 ER just one time in his Junior season at Nevada where he served as the Wolf Pack's closer in 2019... Says Barry Bonds and Alfonso Soriano were some of his favorite players growing up... Did not begin pitching until his junior year of High School... Credits Pitching Coach Fernando Nieve as having a large influence on his career... Loves to hike through the mountains in Nevada with his dog...

2024: Spent the entire season with Altoona, finished 3rd on the team in appearances (35)... His 58 strikeouts ranked 3rd among ALT relievers... Tossed 2.1 scoreless innings of relief on 4/9 vs HBG (1 H, 3 K)... Placed on 7-Day IL on 5/23 (oblique)... Activated on 6/11... Tossed a season-long 3.0 innings on 7/12 vs BOW... Fired 4.0 scoreless innings on 7/23

at Erie, longest outing since 9/9/21 GBO @ Jersey Shore... Started a bullpen day with 3.0 scoreless innings on 8/15 vs Bowie... Struck out a season-high 5 batters on 9/4 @ HFD...

2023: Assigned to Greensboro to start the year and went 4-0 with a 3.94 ERA in 20 appearances (32.0 IP, 17 H, 19 BB, 42 K)... Had a 0.82 ERA in 7 June appearances (2 er / 7.1 ip)... Promoted to Altoona on 6/29... Struck out at least one batter in each of his 6 July outings: 6.2 IP, 7 H, 3 R (2 ER), 2 BB, 8 K... Earned the win on 9/15 @ AKR w/ 1.1 scoreless innings of relief... Went 2-1 with a 4.37 ERA in 19 games with Altoona, in 22.2 IP, allowed 20 H, 16 BB, 19 K and 5 HBP...

2022: Was named to Greensboro's Opening Day roster for the second straight season and made five appearances for the Grasshoppers until he was placed on the injured list on April 30... Returned to the mound at the end of July and made two appearances for the FCL Pirates and one appearance for Low-A Bradenton... After his lone appearance for Bradenton, missed the rest of the season...

2021: Spent the entire season with High-A Greensboro and helped the Grasshoppers reach the High-A East Championship Series... Swung between the rotation and bullpen making ten starts and 15 relief appearances... Allowed 19 runs across his first 12 appearances of the season before turning in a brilliant month of July where he went 3-0 with a 2.49 ERA (6 ER / 21.2 IP) and struck out 29 batters in 5 total appearances and 4 starts... Tossed 6.0 scoreless innings with 9 strikeouts on July 27 against Hickory... Fired another solid start on August 10 at Winston-Salem and picked up the win with 6.0 innings of two-run ball and struck out 8... Allowed 13 runs across his final 6.2 innings in three outings to finish off the month of August... Tossed one scoreless inning in the High-A East Championship series against Bowling Green... Finished the season by making two appearances with Triple-A Indianapolis where he was touched for 8 runs in 1.1 innings pitched...

2020: Did not play as a result of COVID-19 Pandemic...

2019: Joined short-season West Virginia after signing with the Pirates and slowly built up his pitch count and innings... Made eight starts and 11 appearances for the Power... Was unscored upon in five outings...

CAREER STATISTICS

YR	CLUB	W-L	ERA	G	GS	CG	SHO	SV	IP	H	R	ER	HR	BB	SO
19	West Virginia (A-)	3-1	2.97	11	8	0	0	0	36.1	32	14	12	2	17	35
21	Greensboro (A+)	8-4	6.04	25	10	0	0	0	76.0	77	52	51	17	40	91
	Indianapolis (AAA)	0-0	54.00	2	0	0	0	0	1.1	6	8	8	2	4	2
	2021 Totals (A+/AAA)	8-4	6.87	27	10	0	0	0	77.1	83	60	59	19	44	93
22	GCL Pirates (Rk.)	0-0	3.00	2	2	0	0	0	3.0	3	2	1	0	1	5
	Bradenton (A)	0-0	13.50	1	0	0	0	0	1.1	1	2	2	0	2	1
	Greensboro (A+)	1-0	3.60	5	0	0	0	0	10.0	6	4	4	0	9	5
	2022 Totals (Rk./A+/A+)	1-0	4.40	8	2	0	0	0	14.1	10	8	7	0	12	11
23	Greensboro (A+)	4-0	3.94	20	0	0	0	0	32.0	17	15	14	4	19	42
	Altoona (AA)	2-1	4.37	19	0	0	0	0	22.2	20	12	11	4	16	19
	2023 Totals (A+/AA)	6-1	4.12	39	0	0	0	0	54.2	37	27	25	8	35	61
24	Altoona (AA)	4-3	3.95	35	2	0	0	0	57.0	56	31	25	2	32	58
	MLB Totals (5 seasons)	22-9	4.81	120	22	0	0	0	239.2	218	140	128	31	140	258



PERSONAL

HEIGHT/WEIGHT: 6-3/217
BIRTHPLACE: Fresno, California
BORN: January 12, 1998
ACQUIRED: 3rd Round (2019)

BATS/THROWS: Left/Right
RESIDES: Fresno, California
AGE: 27
SCHOOL: Arizona

CAREER HIGHS

HITS: 4 - 2x, last 8/23/23 (ALT vs AKR)
RUNS: 3, 7x, last - 5/25/23 (ALT vs. HFD)
HOME RUNS: 2, 2x, last - 7/6/21 (GBO vs. ASH)

RBI: 5 - 2x, last 6/1/23 (ALT vs BIN)
STOLEN BASES: 3, 6/23/23 (ALT vs. BOW)
HITTING STREAK: 17 games, 8/12 - 9/6/23

AWARDS & HONORS

2021 MiLB.com Pittsburgh Organizational All-Star
 2021 High-A East Most Valuable Player
 2021 Baseball America Pirates Minor League Player of the Year

PROSPECT RANKINGS

2022 Baseball America No. 12 / MLB.com No. 10 Pirates Prospect
 2023 MLB.com No. 23 Pirates Prospect

CAREER HIGHLIGHTS

CAREER TRANSACTIONS: Drafted by the Pittsburgh Pirates in the 3rd round (95th overall) of the 2019 First-Year Player Draft out of Arizona...Signed on June 11, 2019

CURVE CUTS: Matthew Teran Fraizer (Matt)... Born in Fresno, CA... Last name pronounced "fray-zhurr"... Signed for \$525,000... Father, Terance, was drafted in the 24th round of the 1992 draft by the Oakland Athletics after a collegiate playing career at Fresno State and New Mexico... Has one brother, Jacob, and three sisters, Alyssa, Madeline and Shanti... Jacob played two seasons of baseball at Cal Poly Pomona... Adjusted his swing after the 2019 season to improve his power, telling Mike Persak of the Pittsburgh Post-Gazette: "My contact point was really deep. Generally trying to hit the ball inside my body, which I always thought was correct. Looked at the data, and they said, 'For you to get the most out of your swing, the contact point, have it more out front.'" -- Adjustment led to more consistent game power... Played the trumpet for several years as a kid... Enters the 2025 season with his name on several franchise leaderboards: 4th in SB (50), T-4th in 3B (14), 3rd in games played (330), 3rd in runs (168), and T-5th in Hits (290)...

2024: Split the season between Altoona and Indianapolis... Batted .240/.318/.365 with 7 2B, 1 3B, 5 HR, 21 RBI and 10-13 SB... Totaled 16 SB, good for 6th-most in PIT MiLB... Picked up 2 hits including the go-ahead RBI 1B in a 4-3 win in 10 innings @ AKR on 4/5 (Opening Day)... Knocked a lead-off HR on 4/19 @ BOW... Homered in a 2nd straight game playe on 4/21 @ BOW... Matched his career-high 3 BB on 4/28 vs. AKR... Batted in all 9 positions in the order in the first 25G of season... Transferred to IND on 5/7... Batted .261/.325/.406 in 45 games with Indy, 9 2B, 1 3B, 3 HR, 23 RBI, 6-8 SB... Transferred to ALT on 8/6... Smacked a walk-off 3R HR on 8/30 vs NH...

2023: Assigned to Altoona to begin the season... Batted .252/.326/.357 with 16 2B, 3 3B, 8 HR, 50 RBI and 21-24 SB in a team-high 121 games... Finished the season 6th in the Eastern League in Hits (110) and runs scored (67)... Was one of 17 Pirates minor leaguers to steal 20 bases (21)... Also ranked 6th among PIT MiLB in hits and runs scored... Ranked the No. 23 prospect in the Pirates system by MLB Pipeline... Knocked the second of back-to-back home runs with INF Domingo Leyba on 4/11 at Erie, part of a 3-for-4 day at the plate... Homered again on 4/12 at Erie, 3rd time in pro career with HR in consecutive games... 7G Hit Streak (4/8 - 4/16): .357/.419/.679 with 3 2B, 2 HR, 3 RBI, 3 BB... Doubled a career-high 3 times on 5/13 vs. Akron... Matched his career-high with 5 RBI on 6/1 vs. BIN... 11G On-base (6/30 - 7/21): .366/.469/.463 with 2B, 1 HR, 4 RBI, 7 BB, 5-5 SB... Matched his career-high with 4 hits on 8/23... 18G On-Base (8/12 - 9/6): .342/.377/.507 with 2 2B, 2 3B, 2 HR and 10 RBI... Had hits in 17 straight games during his on-base streak, matching Tsung-Cheng Cheng for the longest by an Eastern League hitter this season... Batted in all 9 positions in the Altoona batting order...

2022: Finished the season 1st in 3B (7), 2nd in G (116), 4th in SB (18) on the Curve... His 7 3B were 3rd in the Eastern League and 2nd among PIT MiLB (Swaggerty - 8)... Blasted a 2-run HR on 4/8 vs. HBG... Picked up the game-winning hit on 4/27 at AKR, a 2-run single in the 7th inning of a 2-1 win... Knocked his second HR of the season on 5/20 vs RIC with a 3-for-5 day and 4 RBI... Clobbered a lead-off HR on 6/23 @ NH on the second pitch of the game, second of the season by ALT (Gonzales, 4/29)... Had an 8-game on-base streak (6/17 - 6/25): .303/.410/.515 with 2 2B, 1 3B, 1 HR, 3 RBI, 5 BB... Had a 5-game hit streak (7/3 - 7/8): .412/.444/.529 with 1 2B, 3 RBI, 1 BB... Added another 13-game on-base streak (7/3-7/18): .348/.412/.543 with 2 2B, 2 3B, 1 HR, 9 RBI, 6-6 SB... Drove in at least one run in three straight games (7/10 - 7/13) before the All-Star Break... Turned in his best

month of the season in July: .282/.358/.435 with 4 2B, 3 3B, 1 HR, 13 RBI, 6-6 SB in 24G...

2021: Earned the Honus Wagner Player-of-the-Year Award, given to the top minor league player in the Pirates Organization... Began the season with High-A Greensboro and batted .314/.401/.578 with 14 2B, 3 3B, 20 HR and 50 RBI in 75 games... Led the High-A East in hits (95), walks (43), runs (64), home runs (20) and batting average (.314) at the time of his call-up on August 5, also ranked second in the league in slugging percentage (.578) and second in OPS (.979)... After the season was named the High-A East's Most Valuable Player... Finished the season second in home runs by a Pirates minor leaguer (23), first in hits (133), tied for second in triples (6), tied for second in doubles (26)... Was one of two players in MiLB with 25+ 2B, 5+ 3B, 20+ HR and 15+ SB... Totaled 37 multi-hit games between Greensboro and Altoona...Recorded 10 multi-hit games in his first 25 games played with Altoona... Finished the season by going 7-for-16 with 3 2B, 1 HR, 3 RBI in four games at Bowie... Won the High-A East Batting title (.314) despite promotion to Altoona on 8/5...

2020: Did not play as a result of COVID-19 pandemic

2019: Made his professional debut with short-season West Virginia, batting .221 with six extra base hits in 43 games...

COLLEGE: Hit .412 (35-for-85) with six doubles, two triples, one home run and 28 RBI in 19 games as a junior in 2019 at the University of Arizona... Was limited because of a broken hamate bone in his wrist started all 19 games in center field prior to that, led the team with 28 RBI at the time of his injury... Became the ninth player ever drafted by the Pirates out of the University of Arizona and the first since Michael Flynn in 2018; also marked the fifth time in the last six years the Pirates drafted a player from the University of Arizona...Hit .300 with three home runs and 60 RBI in 106 games during his three-year career as a Wildcat... Was one of three Wildcats picked in the first three rounds, joining INF Cameron Cannon (43rd overall, Boston) and INF Nick Quintana (47th overall, Detroit)... Same alma mater as former Curve OF Jared Oliva (7th round, 2017)...



CAREER STATISTICS

YR	CLUB	AVG	G	AB	R	H	2B	3B	HR	RBI	BB	SO	SB	OBP	SLG
19	West Virginia (A-)	.221	43	154	20	34	5	1	0	15	14	38	5	.287	.266
21	Greensboro (A+)	.314	75	303	64	95	14	3	20	50	43	74	14	.401	.578
	Altoona (AA)	.288	37	132	20	38	12	3	3	18	13	34	1	.356	.492
	2021 Totals (A+/AA)	.306	112	435	84	133	26	6	23	68	56	108	15	.388	.552
22	Altoona (AA)	.219	116	439	56	96	18	7	6	44	35	114	18	.284	.333
23	Altoona (AA)	.252	121	437	67	110	16	3	8	50	43	104	21	.326	.357
24	Altoona (AA)	.240	56	437	25	46	7	1	5	21	20	59	10	.318	.365
	Indianapolis (AAA)	.261	45	138	25	36	9	1	3	23	12	35	6	.325	.406
	2024 Totals (AA/AAA)	.248	101	330	50	82	16	2	8	44	32	94	16	.321	.382
	MiLB Totals (5 seasons)	.253	493	1795	277	455	81	19	45	221	180	458	75	.327	.395



PERSONAL

HEIGHT/WEIGHT: 6-0/205
BIRTHPLACE: Arlington, Texas
BORN: September 24, 1997
ACQUIRED: 5th Round (2021)

BATS/THROWS: Right/Right
RESIDES: Cedar Hill, Texas
AGE: 27 (Turns 28 on September 24)
SCHOOL: Dallas Baptist

CAREER HIGHS

HITS: 4, 4x, last - 8/6/23 (ALT vs. RIC)
RUNS: 3, 4x, last - 4/30/23 (GBO vs. ROM)
HOME RUNS: 3 - 4/30/23 (GBO vs. ROM)

RBI: 6 - 4/30/23 (GBO vs. ROM)
STOLEN BASES: 2, 2x, last - 8/3/22 (GBO @ BG)
HITTING STREAK: 10 games, 8/15 - 8/26/23

CAREER HIGHLIGHTS

CAREER TRANSACTIONS: Drafted by the Pittsburgh Pirates in the 5th round (133rd) overall in the 2021 First Year Player Draft out of Dallas Baptist University...Signed on July 17, 2021...

CURVE CUTS: Jackson Cade Glenn... Welcomed his daughter, Reeves, at the end of Spring Training in 2024... Enjoys playing Disc Golf on off-days... Is a regular participant with teammates participating in bible study on weekend mornings... Became the first Pirates player selected out of Dallas Baptist since Vic Black in 2009... Signed with the Pirates for a bonus of \$12,500, his under slot signing allowed the Pirates to sign several other players over their allotted slot amount in the 2021 draft... Attended Ovilla Christian School and was a four-time all state honoree... Also played basketball in high school and was twice named a First Team All-District selection... Attended Grayson Junior College (TX) for two seasons before joining Dallas Baptist for his final years of collegiate eligibility... Was one of five players from Dallas Baptist drafted in 2021, second after Dominic Hamel (NYM, 3rd Round)... Helped DBU advance out of the Fort Worth Regional with wins over Oregon State and TCU, before falling to Virginia in 3 games in the Columbia Super Regional...

2024: Spent the majority of the season with Altoona with a short stint at Indianapolis... Batted .192/.252/.286 with 9 2B, 4 HR, 20 RBI in 73 games with Altoona... Recorded 3 hits and a walk on 4/28 vs. AKR... Made his 1st career start at 1B on 5/8 vs. SOM, previously had played 1.0 inning there as a professional (GBO in 2022)... Transferred to IND on 6/4 and went 1-10 in 4G... Transferred to ALT on 6/19... Changed from #3 to #54 on 8/6... Reached in all 5 plate appearances on 8/9 @ POR... Reached base safely in 7-of-9 games to start August... 300/.382/.500 with 2 HR, 4 RBI, 4 BB, 1-2 SB... Placed on 7-Day IL on 8/29 with a left knee injury and missed the rest of the season...

2023: Assigned to Greensboro to start the year, batted .299/.380/.474 with 6 2B, 6 HR, 30 RBI and 3-4 SB in 38 games... Had a career-high 6 RBI as part of a 3-homer game on 4/30 vs. Rome... Assigned to Altoona on 7/4... Knocked his first HR on 7/22 vs. Reading with a leadoff shot, finished the game a 3B shy of the cycle... Smacked a 3-run homer on 7/27 @ HBG to date a 5-3 win... Matched his career-high with 4 hits (HR, 3 1B) vs. Richmond on 8/6... 10G Hit (8/15 - 8/26)... 349/.404/.581/.985 OPS, 3 2B, 2 3B, 1 HR, 4 RBI, 4 BB, 7 K, 2-3 SB... Batted .317 with 12 extra base hits in

25 games during the month of August... Picked up at least 1 hit in 23-of-26 games to finish the season... In 54G w/ ALT, batted .274/.329/.443 with 13 2B, 3 3B, 6 HR, 30 RBI and 4-5 SB... Finished the season 9th among PIT MiLB w/ 101 hits, also ranked 7th in RBI (60) and 3rd in batting average (.284)(minimum 300 PA)... Set career-highs in games played (92), at-bats (356), runs scored (51), hits (101), doubles (19), triples (3), home runs (12), RBI (60), and stolen bases (7)...

2022: Spent the entire season with High-A Greensboro... Started the season off strong with hits in each of his first six games, batted .283/.353/.413 with 3 2B, 1 HR and 4 RBI in 13 April games... Struggled through a difficult month of May where he struck out 22 times in 48 at-bats, hit .125... Homered in back-to-back games on June 11 and 12... Remained in a part-time role throughout the season, batted just .169 in August... Picked up 3 2B in 7 games in September and batted .250...

2021: Made his professional debut with the FCL Pirates and Low-A Bradenton Marauders... Picked up hits 19-of-20 games to start his tenure with Bradenton... Recorded 9 multi-hit games during his 28 regular season appearances for the Marauders... Started all 3 games of the Low-A Southeast Championship Series against Tampa and went 4-for-14 with 2 2B, 1 HR and 3 RBI... Swatted a 3-run home run in Game 3 as part of a 5-run 7th inning to clinch the Championship, Bradenton won 11-3...

COLLEGE: Was the Joe Carter Missouri Valley Conference Player-of-the-Year in 2021... Was named an All-American by five separate publications in 2021... Hit a team-best .366 with 19 doubles, 21 home runs and 55 RBI during his senior season... Finished tied for fourth in the country with 21 home runs; the third-most in a single-season in Dallas Baptist University's Division I era dating back to 2004... Recorded a .732 slugging percentage in 2021, which was the fifth-best single-season mark in Dallas Baptist's Division I era; his 86 hits in 2021 were also the 10th-most in a single season... Ranked 12th among all Division I players with a .732 slugging percentage in 2021... Hit .317 with 40 doubles, 30 home runs and 118 RBI during his career at Dallas Baptist



CAREER STATISTICS

YR	CLUB	AVG	G	AB	R	H	2B	3B	HR	RBI	BB	SO	SB	OBP	SLG
21	FCL Pirates (Rk.)	.400	2	5	1	2	2	0	0	1	1	1	0	.500	.800
	Bradenton (A)	.337	28	101	22	34	12	1	0	14	22	21	1	.452	.475
	2021 Totals (Rk./A)	.340	30	106	23	36	14	1	0	15	23	22	1	.454	.491
22	Greensboro (A+)	.216	86	287	34	62	16	2	4	31	29	86	11	.297	.328
23	Greensboro (A+)	.299	38	137	20	41	6	0	6	30	17	25	3	.380	.474
	Altoona (AA)	.274	54	219	31	60	13	3	6	30	14	46	4	.329	.443
	2023 Totals (A+/AA)	.284	92	356	51	101	19	3	12	60	31	71	7	.349	.455
24	Altoona (AA)	.192	73	224	28	43	9	0	4	20	19	75	2	.252	.286
	Indianapolis (AAA)	.100	4	10	1	1	1	0	0	0	1	1	0	.182	.200
	2024 Totals (AA/AAA)	.188	77	234	29	44	10	0	4	20	20	76	2	.249	.282
	MiLB Totals (4 seasons)	.247	285	983	137	243	59	6	20	126	103	255	21	.323	.380



PERSONAL

HEIGHT/WEIGHT: 5-11/180
BIRTHPLACE: Atlanta, Georgia
BORN: October 4, 2000
ACQUIRED: 5th Round (2022)

BATS/THROWS: Left/Left
RESIDES: Atlanta, Georgia
AGE: 24 (Turns 25 on October 4)
SCHOOL: Georgia Tech

CAREER HIGHS

HITS: 3, 8x, last - 9/7/23 (GBO @ BG)
RUNS: 4 - 9/7/23 (GBO @ BG)
HOME RUNS: 1, 9x, last - 8/31/23 (GBO vs. HIC)

RBI: 3, 5x, last - 8/5/23 (GBO vs. ASH)
STOLEN BASES: 2 - 9/9/22 (BRD @ CLR)
HITTING STREAK: 14 games, 4/30 - 5/19/23

AWARDS & HONORS

2023 MiLB.com Pirates Organizational All-Star

PROSPECT RANKINGS

2024 MLB.com No. 28 Pirates Prospect

CAREER HIGHLIGHTS

CAREER TRANSACTIONS: Drafted by the Los Angeles Dodgers in the 37th round of the 2019 First-Year Player Draft but did not sign... Drafted by the Pittsburgh Pirates in the 5th round (140th overall) of the 2022 First-Year Player Draft out of Georgia Tech... Signed on July 26, 2022

.321/.418/.512 batting line with 7 2B, 3 HR, 12 RBI and 4-5 SB in 20 games during the calendar month... Picked up a hit in 12 straight games from July 30 to August 15... Reached base safely in 13-of-28 plate appearances in 5 games in September...

CURVE CUTS: Eduardo Alberto "Tres" Gonzalez... Older sister, Gabriela, played tennis at Georgia Tech... Father, Eddie, once captained the tennis team at ACC rival North Carolina State... Ranked the No. 3 outfielder in Georgia and a top-50 outfielder in the nation by Perfect Game... 2019 Perfect Game First-Team Preseason All-Region for the southeast... Four-year letterwinner at Mount Vernon Presbyterian, named captain in final two seasons... Also lettered for three seasons in tennis... Recently celebrated 6 years with his girlfriend, Mary, who attended the University of Georgia while he attended Georgia Tech...

2022: Made his professional debut with the FCL Pirates and finished the season playing 24 games with Low-A Bradenton...

COLLEGE: Batted .339 with five home runs and 57 RBI in 60 games in 2022 with Georgia Tech, while striking out just 27 times in 230 at-bats... Was ranked No. 138 on the Top 250 draft prospects list by MLB Pipeline... Earned second-team All-ACC honors in 2022 for Georgia Tech... Hit .313 in 129 games during his three-year career at Georgia Tech with 142 hits, 32 doubles, two triples, eight home runs, 87 RBI, a .442 OBP and .446 slugging percentage...

2024: Spent the entire season with Altoona... Earned one of eight walk-off RBI's for Altoona on the season... Batted .239/.313/.273 with 9 2B, 1 3B, 24 RBI and 10-18 SB in 95 games for Altoona... Named to the Pirates Spring Breakout roster, where he went 0-for-2 as the starting left fielder against the Orioles... Picked up an RBI groundout in his Double-A debut on 4/5 @ AKR... Went 3-for-5 with a 2B on 4/20 @ BOW... Reached in 14-of-17G in May (5/4 - 5/31): .280/.419/.300 with 1 2B, 5 RBI, 1-2 SB, 2 multi-hit games... Had 6 multi-hit games in the first three months of the season, recorded 7 in the month of July (.357 BA)... Changed from #17 to #3 on 8/6... Earned a walk-off win for the Curve with a bunt single in the 11th on 8/17 vs Bowie...

2023: Split the season between Low-A Bradenton and High-A Greensboro... Finished the season second among Pirates Minor Leaguers in batting average with a .289 average (minimum of 300 plate appearances)... Also ranked third in the South Atlantic League in batting average (.287), second in on-base percentage (.400) and tied for seventh in OPS (.802) along with teammate Jase Bowen... Picked up a hit in each of his first 13 games with Greensboro, finishing with a season-long 14-game hit streak... Hit his stride in the month of July putting a



CAREER STATISTICS

YR	CLUB	AVG	G	AB	R	H	2B	3B	HR	RBI	BB	SO	SB	OBP	SLG
22	FCL Pirates (Rk.)	.000	1	2	1	0	0	0	0	0	0	0	0	.333	.000
	Bradenton (A)	.325	24	80	12	26	4	1	0	12	9	12	7	.413	.400
	2022 Totals (Rk./A)	.317	25	82	13	26	4	1	0	12	9	12	7	.413	.390
23	Bradenton (A)	.299	19	67	15	20	4	0	1	12	15	11	6	.427	.403
	Greensboro (A+)	.287	94	366	73	105	18	0	8	46	65	84	22	.400	.402
	2023 Totals (A/A+)	.289	113	433	88	125	22	0	9	58	80	95	28	.405	.402
24	Altoona (AA)	.239	95	322	34	77	9	1	0	24	28	75	10	.313	.273
	MiLB Totals (3 seasons)	.272	233	837	135	228	2	2	9	94	117	182	45	.372	.351



PERSONAL

HEIGHT/WEIGHT: 6-1/231
BIRTHPLACE: Caracas, Venezuela
BORN: October 31, 1999
ACQUIRED: Trade - PHI (2021)

BATS/THROWS: Right/Right
RESIDES: Miranda, Venezuela
AGE: 25 (Turns 26 on October 31)
SCHOOL: N/A

CAREER HIGHS

HITS: 4 - 6/28/17 (GCL ATL @ GCL PIT)
RUNS: 4, 2x, last - 7/20/21 (CLR @ TAM)
HOME RUNS: 1, 28x, last - 6/29/23 (ALT @ HBG)
RBI: 4, 2x, last - 6/1/23 (GBO @ WS)
STOLEN BASES: 1, 10x, last - 7/5/23 (ALT vs. ERI)
HITTING STREAK: 17 games, 6/28 - 7/25/18

PROSPECT RANKINGS

2020 *Baseball America* No. 26 Phillies Prospect
 2021 *Baseball America* No. 26 Phillies Prospect
 2022 *Baseball America* No. 22 Pirates Prospect

CAREER HIGHLIGHTS

CAREER TRANSACTIONS: Signed as an international free agent by the Atlanta Braves on July 2, 2016... Granted free agency on November 21, 2017... Signed by the Philadelphia Phillies to a minor league contract on December 21, 2017... Traded from Philadelphia to Pittsburgh on July 30, 2021 in exchange for LHP Braeden Ogle...

CURVE CUTS: Abrahan Alberto Gutierrez... Had his contract voided by MLB after his first season as a professional as a result of the Atlanta Braves' circumvention of the International Bonus Pool. The scandal also allowed the Pirates to sign INF Ji-Hwan Bae... At the 2021 trade deadline was reported to be involved in a trade to the Pirates for LHP Tyler Anderson, but the deal fell through due to issues with the other prospect's physical. Anderson was later dealt to Seattle and the Pirates acquired Gutierrez in a separate deal for LHP Braeden Ogle... Ogle and Gutierrez were teammates together in Altoona for a brief time in 2023 and worked together several times...

2024: Spent the entire season with Altoona around a pair of IL stints... Had a hit in 27-of-39 games and reached base in 29-of-39 with the Curve... Batted .251/.283/.322 with 10 2B, 1 3B and 20 RBI in 44 games... Was a non-roster invite to Pittsburgh Pirates Spring Training... Named to the Pirates Spring Breakout roster, where he went 0-for-1 as the starting catcher... Reached base safely in 7 straight games to start the season: .333/.379/.370, 1 2B, 4 RBI, 1 BB... Had a hit in 12-of-17 games played to start the year, 5 multi-hit... Placed on 7-Day IL on 4/28 (hamstring)... Activated from IL on 7/2... Lifted a game-winning sac fly in 10th inning on 8/1 vs RIC... Placed on 7-Day IL on 8/23 (retro 8/22) with a right shoulder injury and missed the rest of the season...

2023: Hit a combined .240 (46-for-192) with 10 2B, five HR, and 27 RBI in 53 games between High-A Greensboro and Double-A Altoona... Assigned to Greensboro to begin the season, batted .260/.360/.403 with 5 2B, 2 HR, 14 RBI, 10 BB and 14 K in 20 G... Spent 30 total days on IL (7 in April, 23 in May)... Reached base safely in 5 straight games since return from IL before promotion: .421/.476/.737/1.123 with 3 2B, 1 HR, 8 RBI, 2 BB, 3 K... Promoted to ALT on 6/6... Went 0-for-3 with 1 BB in his Double-A debut on 6/6 @ RIC, picked up his 1st hit with a 2B on 6/7 @ RIC... Smashed a game-tying 2R HR in the 9th on 6/11 @ RIC... Homered in second-straight game on 6/13 @ SOM... Reached base safely in 15-of-first-17 games with Altoona... Walked a

career-high 4 times on 7/4 vs. Erie... Placed on 7-Day IL on 7/28 and missed the rest of the season with right shoulder injury...

2022: Spent the entire season with High-A Greensboro... Set career-highs in games played (108), runs (51), hits (97), doubles (22), home runs (12), runs batted in (56), and stolen bases (4)... Recorded the first 10-game hit streak of his career from April 21 to May 4 during which he hit .344/.421/.500 with 2 2B, 1 HR and 6 RBI... Put together his most complete month at the plate in the month of June where he batted .273/.333/.429 with 3 2B, 3 HR and 14 RBI... Recorded 4 HR across the final 7 games of the month of July, finished the calendar month with a .419 on-base percentage... Drew a walk in five straight games from August 31 - September 4... Finished the season with 8 of his 12 home runs at hitter-friendly First National Bank Field in Greensboro... Threw out 26% of potential base stealers throughout the season despite splitting catching duties with Henry Davis and Endy Rodriguez throughout the season...

2021: Began the season with Low-A Clearwater in the Philadelphia Phillies organization... Batted .306/.413/.403 with 3 2B, 1 HR and 9 RBI in the first month of the season... Drew 15 walks in 16 games across the month of July before he was traded to the Pirates on July 31 for LHP Braeden Ogle... Joined Low-A Bradenton and picked up 4 multi-hit games in his first 6 appearances with the Marauders... Played in 22 games with the Marauders and drew 16 walks, recording a .448 on-base percentage... Paced the Marauders offense in the Low-A Southeast Championship Series by going 5-for-11 with 3 HR and 5 RBI, also drew 2 walks... Picked up a hit in each game of the Championship series including a 3-hit day in the series-clinching win with 2 home runs and 3 runs batted in...

2020: Did not play as a result of COVID-19 Pandemic...

2019: Spent the entire season with Single-A Lakewood... Began the season with a 10-game hit streak which included four 2-hit games... Hit .340/.367/.404 with 3 2B and 4 RBI in 12 games in the month of April... After hitting .163 in the month of May, bounced back in June with a .298/.369/.456 batting line, also added 3 2B, 2 HR and 8 RBI... Recorded 4 straight multi-hit games between June 11 and June 15... Struggled down the stretch of the season, batting .241 in his final 24 games...

CAREER STATISTICS

YR	CLUB	AVG	G	AB	R	H	2B	3B	HR	RBI	BB	SO	SB	OBP	SLG
17	GCL Braves (Rk.)	.264	35	129	15	34	9	0	1	12	10	21	0	.319	.357
18	GCL Phillies West (Rk.)	.315	41	162	24	51	10	1	1	30	10	16	2	.362	.407
19	Lakewood (A)	.246	83	289	23	71	9	0	4	27	28	62	3	.314	.318
21	Clearwater (A)	.288	50	177	30	51	10	0	5	32	37	31	0	.420	.429
	Bradenton (A)	.294	22	68	16	20	8	2	0	4	16	13	0	.448	.471
	2021 Totals (A)	.290	72	245	46	71	18	2	5	36	53	44	0	.428	.441
22	Greensboro (A+)	.257	108	377	51	97	22	0	12	56	52	112	4	.356	.411
23	Greensboro (A+)	.260	20	77	10	20	5	0	2	14	10	14	0	.360	.403
	Altoona (AA)	.226	33	115	11	26	5	0	3	13	16	16	1	.333	.348
	2023 Totals (A+/AA)	.240	53	192	21	46	10	0	5	27	26	30	1	.344	.370
24	FCL Pirates (Rk.)	.286	2	7	2	2	0	0	0	1	0	2	0	.286	.286
	Bradenton (A)	.000	3	9	0	0	0	0	0	0	1	2	0	.100	.000
	Altoona (AA)	.251	44	171	15	43	10	1	0	20	7	29	2	.283	.322
	2024 Totals (Rk./A/AA)	.241	49	187	17	45	10	1	0	20	8	33	2	.274	.305
	MiLB Totals (7 seasons)	.262	439	1581	197	415	88	4	28	309	187	318	12	.348	.376



PERSONAL

HEIGHT/WEIGHT: 6-2/176
BIRTHPLACE: San Antonio, TX
BORN: April 8, 2001
ACQUIRED: Trade - SD (2021)

BATS/THROWS: Left/Left
RESIDES: San Antonio, TX
AGE: 22 (Turns 23 on April 8)
SCHOOL: Churchill (TX) High School

CAREER HIGHS

HITS: 4, 5/5/24 (GBO vs WS)
RUNS: 5 - 8/29/21 (BRD @ FTM)
HOME RUNS: 2 - 8/31/21 (BRD @ TAM)

RBI: 5 - 6/20/21 (BRD @ TAM)
STOLEN BASES: 2 - 8/17/22 (GBO @ ROM)
HITTING STREAK: 13 games, 6/25 - 7/19/19

PROSPECT RANKINGS

2020 *Baseball America* No. 20/MLB.com No. 13 Padres Prospect
 2021 *Baseball America* No. 6/MLB.com No. 6 Pirates Prospect
 2022 *Baseball America* No. 23/MLB.com No. 26 Pirates Prospect
 2023 MLB.com No. 24 Pirates Prospect

CAREER HIGHLIGHTS

CAREER TRANSACTIONS: Drafted by the San Diego Padres in the 3rd Round (84th Overall) of the 2019 First-Year Player Draft out of Churchill (TX) High School... Signed on June 18, 2019... Traded by the Padres to the Pittsburgh Pirates on January 19, 2021 along with pitchers David Bednar, Drake Fellows, and Omar Cruz and catcher Endy Rodriguez from the New York Mets in exchange for pitcher Joe Musgrove; the Mets also acquired Joe Luchessi from the Padres...

CURVE CUTS: John Hudson Head... Was originally selected by San Diego in the third round of the 2019 First-Year Player Draft and signed for a bonus of \$3,000,000... His bonus was a record for a 3rd round draft selection according to MLB.com's Jim Callis... Was committed to play collegiately at the University of Oklahoma where he would've been teammates with Washington's 2020 1st round selection Cade Cavalli... Hit .615 with 13 home runs and 54 RBI during his senior year of high school... Was a two-sport athlete until his senior of high school, when he gave up football (was a quarterback)... Throws a football right-handed but a baseball left-handed... Attended Winston Churchill HS in San Antonio, TX, same high school as former LHP Randy Coate who pitched 15 major league seasons with the New York Yankees (2000 World Series Champion), Arizona Diamondbacks, Tampa Bay Rays, Florida Marlins, LA Dodgers and St. Louis Cardinals - appeared in 672 career games and recorded a 3.90 ERA... High school teammate Jack Neely (1 year older) pitched collegiately at Iowa Western CC and Ohio State and was drafted in the 11th round in 2021 by the New York Yankees, he spent the 2022 campaign with Low-A Tampa and made four appearances with High-A Hudson Valley, combining for a 3.58 ERA in 38 games... Is a Houston Texans fan...

2024: Made several appearances in Pirates Major League Spring Training games as a minor league reserve... Spent the season with High-A Greensboro... Batted .208/.303/.383 with 12 2B, 6 3B, 13 HR, 49 RBI and 9-13 SB in 102G... Batted over .200 twice in a calendar month (May .267, July .242)...

2023: Made several appearances in Pirates Major League Spring Training games as a minor league reserve... Spent the season with High-A Greensboro... Batted .234/.295/.416 through the first two months of the season before hitting the injured list and missing all of June, July and most of August before returning on a rehab assignment on August 22 in the FCL... Activated back to the Grasshoppers roster on August 26... Picked up three multi-hit games in his final eight games of the season...

2022: Spent the entire season with High-A Greensboro... Set career-highs in 2B (17), 3B (4) and SB (13)... Made appearances at all three outfield spots with 67 starts in CF, 20 in RF, 11 in LF and made 7 starts as the Designated Hitter... Hit 7 of his 10 home runs on the season at Hitter-friendly First National Bank Field... Hit 5 of his 10 home runs in the month of July... Also turned in a season-high 12 runs batted in during the calendar month... Turned in his most complete month of the season in August when he batted .292/.383/.528 with 5 2B, 3 3B, 2 HR, 9 RBI, 6-6 SB...

2021: Was rated by MLB Pipeline as San Diego's seventh-best prospect at the time he was acquired by Pittsburgh... Entered the season rated by MLB Pipeline as Pittsburgh's sixth-best prospect... Spent the season with Low-A Bradenton where he aided the Marauders to a Low-A Southeast League Championship... Finished second in the Low-A Southeast League in runs scored, tied for third in home runs, fifth in walks, tied for seventh in extra base hits (32), eighth in OPS (.755) and total bases (137) and ninth in OBP and slugging... Made appearances at all three outfield positions with 39 games in RF, 35 in CF, 18 in RF and 8 starts as the Designated Hitter...

2020: Did not play as a result of the COVID-19 Pandemic... Spent the season at the Padres Alternate Training Site where he was hampered by hamstringing issues...

2019: Made his professional debut with the rookie-level AZL Padres... After the season was ranked as the No. 10 prospect to play in the Arizona League by *Baseball America*...

CAREER STATISTICS

YR	CLUB	AVG	G	AB	R	H	2B	3B	HR	RBI	BB	SO	SB	OBP	SLG
19	AZL Padres (Rk.)	.283	32	120	19	34	7	3	1	12	15	29	3	.383	.417
21	Bradenton (A)	.213	101	348	67	74	16	1	15	50	68	137	3	.362	.394
22	Greensboro (A+)	.234	106	359	60	84	17	4	10	40	47	141	13	.343	.387
23	FCL Pirates (Rk.)	.750	1	4	3	3	0	0	0	3	0	0	1	.750	.750
	Greensboro (A+)	.237	46	169	29	40	8	2	5	20	14	51	3	.309	.396
	Totals (Rk./A+)	.249	47	173	32	43	8	2	5	23	14	51	4	.318	.405
24	Greensboro (A+)	.208	102	360	58	75	12	6	13	49	45	133	9	.303	.383
	MLB Totals (5 seasons)	.228	388	1360	236	310	60	16	44	174	189	491	32	.338	.393



PERSONAL

HEIGHT/WEIGHT: 5-10/195
BIRTHPLACE: Lancaster, CA
BORN: February 2, 1999
ACQUIRED: 7th Round (2021)

BATS/THROWS: Right/Right
RESIDES: Palmdale, CA
AGE: 26
SCHOOL: San Diego State

CAREER HIGHS

HITS: 3, 5x, last - 6/20/24 (ALT @ BOW)
RUNS: 3 - 4/14/23 (BRD @ LAK)
HOME RUNS: 1 - Several Times

RBI: 3, 3x, last - 9/2/23 (GBO vs. HIC)
STOLEN BASES: 2 - 8/15/23 (GBO vs. BG)
HITTING STREAK: 6 games, 3x, last 6/6 - 6/22/24

CAREER HIGHLIGHTS

CAREER TRANSACTIONS: Drafted by the Pittsburgh Pirates in the 7th Round (193rd overall) in the 2021 First Year Player Draft out of San Diego State...Signed on July 15, 2021...

CURVE CUTS: Wyatt James Hendrie... Graduated from Paraclete HS in California in 2017 and spent the 2019 season at Antelope Valley College (JUCO) where he was picked in the 10th round of the 2019 Draft by the Chicago Cubs, but opted to attend San Diego State... Chose the Aztecs over the likes of Arizona, Nevada, Cal Poly, Loyola Marymount, Purdue, Stanford and UT Arlington... Was named a First-Team All-Mountain West Selection in 2021, was named one of 16 finalists for the Buster Posey National Collegiate Catcher of the Year Award... Started 38 games behind the plate for the Aztecs in 2021 and was named Mountain West Player of the Week three times... Collegiate teammate Troy Melton was a 4th round draft selection of the Detroit Tigers in 2022 and faced Altoona four times during the the 2024 season... Other notable San Diego State alumni include Stephen Strasburg (who made his professional debut at Altoona in 2010), 15-year major leaguer and current MLBPA President Tony Clark and Hall of Famer Tony Gwynn... Lists his favorite foods as Thai food and Cinnamon rolls... His favorite player when he was 10 years old was Jason Varitek... Is currently learning to play the guitar in his free time...

2024: Split the season between Altoona and Greensboro... Batted .254/.304/.365 with 4 2B, 1 HR, 13 RBI in 20 G with Altoona... Batted .163 in 15G with Greensboro, placed on IL with a season-ending injury on 8/6... Opened the season on the Development List, activated on 4/16... Went 1-3 in his AA debut on 4/17 @ BOW... Picked up a go-ahead RBI 2B on 5/1 @ HBG... Placed on Dev. List on 5/10... Activated on 5/19... Picked up 3 hits and 2 RBI in a 10-8 win in 12 innings on 6/20 at Bowie... Transferred to GBO on 6/25...

2023: Hit a combined .209/.315/.341 with 11 2B, 2 3B, 7 HR, 32 RBI and 8-10 SB in 79 G with Bradenton (17G) and Greensboro (62G)... Began the season in Bradenton and was promoted to Greensboro on 5/8... Picked up 13 multi-hit games with the Grasshoppers... Homered in consecutive games on 8/17+8/18... After the season played 36G for the Sydney Blue Sox of the Australian Winter League where he hit .182 with 6 extra base hits...

2022: Spent the entire season with Low-A Bradenton... Batted .248/.346/.360 with 9 2B, 3 3B, 4 HR, 26 RBI in 81G...



CAREER STATISTICS

YR	CLUB	AVG	G	AB	R	H	2B	3B	HR	RBI	BB	SO	SB	OBP	SLG
21	FCL Pirates (Rk.)	.237	15	38	6	9	2	1	1	6	7	8	0	.348	.421
22	Bradenton (A)	.248	81	242	32	60	9	3	4	26	28	83	6	.346	.360
23	Bradenton (A)	.200	17	55	9	11	2	0	1	8	8	12	2	.328	.291
	Greensboro (A+)	.211	62	218	42	46	9	2	6	24	29	76	6	.312	.353
	2023 Totals (A/A+)	.209	79	273	51	57	11	2	7	32	37	88	8	.315	.341
24	Greensboro (A+)	.163	15	49	6	8	0	0	1	3	4	20	3	.255	.224
	Altoona (AA)	.254	20	63	8	16	4	0	1	13	4	16	4	.304	.365
	2024 Totals (A+/AA)	.214	35	112	14	24	4	0	2	16	8	36	7	.282	.304
	MiLB Totals (4 seasons)	.226	210	665	103	150	26	6	14	80	80	215	21	.323	.346



PERSONAL

HEIGHT/WEIGHT: 5-10/186
BIRTHPLACE: San Diego, California
BORN: May 12, 1998
ACQUIRED: 6th Round (2021)

BATS/THROWS: Right/Right
RESIDES: San Diego, California
AGE: 26 (Turns 27 on May 12)
SCHOOL: San Diego State

CAREER HIGHS

HITS: 3, 7x, last - 6/6/24 (IND vs COL)
RUNS: 4, 2x, last - 5/24/23 (GBO vs. BG)
HOME RUNS: 1

RBI: 4, 5x, last - 5/26/24 (IND @ IOW)
STOLEN BASES: 4 - 8/28/22 (GBO @ GVL)
HITTING STREAK: 6 gm, 2x, 8/25 - 8/31/22

AWARDS & HONORS

South-Atlantic League Player of the Week - 4/30/2023

CAREER HIGHLIGHTS

CAREER TRANSACTIONS: Drafted by the Pittsburgh Pirates in the 6th round (163rd overall) of the 2021 First-Year Player Draft out of San Diego State...Signed on July 16, 2021

CURVE CUTS: Michael Robert Jarvis (Mike)... Hit .367 with 17 doubles, five home runs, 32 RBI and 16 stolen bases in 46 games as a red-shirt senior at San Diego State in 2021... Majored in Economics... Was the first of 5 Aztecs drafted in 2021, collegiate teammate Wyatt Hendrie was Pittsburgh's 7th round selection in 2021 and shared the field with Jarvis at Greensboro in 2023... Collegiate teammate Matt Rudick was a 13th round selection by the New York Mets in 2021 and suited up against Altoona with Binghamton... Was a second-team All-Mountain West Conference selection in 2021 while leading the Mountain West in hits (79); also ranked second in runs scored (58) and stolen bases (16), fourth in total bases (117) and fifth in doubles (17)... Ranked fifth among NCAA Division I players in hits per game (1.72) in 2021...His brother, Luke, played baseball at Auburn University and was drafted by the Miami Marlins in the 25th round of the 2018 First-Year Player Draft, he played 48 games with short-season Batavia in 2018 and batted .217... His father, Chip, played football at the University of San Diego...

2024: Spent the season shuttling between Altoona and Indianapolis... Batted .103 (9-for-99)/.194/.172 in 27G with Altoona, stole 4 bases in 5 tries... Opened the season on IL with a shoulder injury... Activated on 4/18 and went 1-for-3 with a 2B... Transferred to Indy on 5/7... Batted .210/.296/.355 in 30 games with the Indians, 1 2B, 1 3B, 1 HR, 7 RBI, 4-6 SB... Transferred to ALT on 7/31...

2023: Was a perfect 11-11 stealing bases in 28 games with Altoona, batted .234 with 1 HR, 5 RBI... Totaled 17 multi-hit games in 95 games between Greensboro and Altoona... Totaled 31 SB, 4th-most among PIT MiLB... Assigned to Greensboro to begin the year and batted .228/.315/.439 with 10 2B, 5 3B, 10 HR, 44 RBI and 20-21 SB in 61 games... Placed on IL on 6/1 and activated on 6/14... Batted .279 with 4 2B, 1 3B, 6 HR, 16 RBI in the month of April... Suited up at 2B (16 G), 3B (17 G), SS (21 G), LF (5 G), RF (4 G) and DH (1 G) this season... Transferred to Altoona on 7/21... Picked up an RBI 1B in the 7th inning to secure ALT's 1-0 W over Reading on 7/23... Placed on 7-Day IL on 8/3 (retro 8/2) with a right shoulder injury... Activated on 8/17 and went

1-3 with a walk in his first game back at BOW... Swatted his first Double-A homer on 8/22 vs. AKR with a 3-run shot to lead a 9-2 win...Finished 4th among Pirates minor leaguers in stolen bases (31)

2022: Assigned to Bradenton to begin the season and batted .231/.300/.363 with 13 2B, 3 3B, 3 HR, 18 RBI with 12 SB... Caught the final out of Bradenton's no-hitter on 6/9 with a sliding grab on the infield, a game caught by a rehabbing C. Henry Davis and started by RHP Quinn Priester... Promoted to Greensboro on 7/1... Promoted to Indianapolis on 7/30 and played 8 games on short notice, batted .120 (3-25) with 1 2B... Assigned to Greensboro on 8/11 and finished the season with the Grasshoppers... Finished the season with a career-high 11 home runs, 8 of which were hit with the Grasshoppers...

2021: Played in 13 games with the FCL Pirates after signing on July 16... Stole 8 bases and hit .357 with 3 2B, 2 3B, 2 HR, and 8 RBI in the Complex League... Promoted to High-A Greensboro on 9/9 to finish the season, playing five games...



CAREER STATISTICS

YR	CLUB	AVG	G	AB	R	H	2B	3B	HR	RBI	BB	SO	SB	OBP	SLG
21	FCL Pirates (Rk.)	.357	13	42	16	15	3	2	2	8	3	4	8	.449	.667
	Greensboro (A+)	.267	5	15	1	4	0	1	0	0	1	4	3	.389	.400
	2021 Totals (Rk./A+)	.333	18	57	17	19	3	3	2	8	4	8	11	.433	.596
22	Bradenton (A)	.231	58	182	21	42	9	3	3	18	14	42	12	.300	.363
	Greensboro (A+)	.196	29	102	18	20	3	0	8	21	9	28	12	.284	.461
	Indianapolis (AAA)	.120	8	25	5	3	1	0	0	1	3	9	0	.214	.160
	2022 Totals (A+/AAA)	.210	95	309	44	65	13	3	11	40	26	79	24	.288	.379
23	Greensboro (A+)	.228	61	237	53	54	10	5	10	44	25	52	20	.315	.439
	Altoona (AA)	.234	28	94	10	22	0	0	1	5	5	16	11	.273	.266
	2023 Totals (A+/AA)	.230	89	331	63	76	10	5	11	49	30	68	31	.304	.390
24	Altoona (AA)	.103	27	87	7	9	3	0	1	2	9	31	4	.194	.172
	Indianapolis (AAA)	.210	30	62	8	13	1	1	2	7	7	23	4	.296	.248
	2024 Totals (AA/AAA)	.148	57	149	15	22	4	1	3	9	16	54	8	.237	.228
	MiLB Totals (4 seasons)	.215	259	846	139	182	30	12	27	106	76	209	74	.295	.375



PERSONAL

HEIGHT/WEIGHT: 6-1/185
BIRTHPLACE: Saginaw, Michigan
BORN: May 13, 2002
ACQUIRED: 2nd Round (2023)

BATS/THROWS: Left/Right
RESIDES: Saginaw, Michigan
AGE: 22 (Turns 23 on May 13)
SCHOOL: Michigan State University

CAREER HIGHS

HITS: 4 - 2x, last 8/6/24 (GBO vs ROM)
RUNS: 3 - 7x, last 8/6/24 (GBO vs ROM)
HOME RUNS: 2 - 5/1/24 (GBO vs WS)

RBI: 5 - 5/1/24 (GBO vs WS)
STOLEN BASES: 3, 2x, last - 7/6/24 (GBO vs ABD)
HITTING STREAK: 9 games, 8/21 - 8/31/24

PROSPECT RANKINGS

2023 MLB.com No. 7 Pirates Prospect
 2024 Baseball America No. 11/MLB.com No. 8 Pirates Prospect
 2025 Baseball America No. 17/MLB.com No. 13 Pirates Prospect

CAREER HIGHLIGHTS

CAREER TRANSACTIONS: Drafted by the Pittsburgh Pirates in the 2nd Round (42nd Overall) of the 2023 First-Year Player Draft out of Michigan State... Signed on July 14, 2023 for an under-slot value of \$1,647,500...

CURVE CUTS: Mitchell Louis Jebb... Became the earliest Spartan taken in the draft since Mark Mulder went No. 2 overall in 1998 to the Oakland Athletics... Became Michigan State's first selection by the Pirates since LHP Cam Vieaux was selected in the sixth round of the 2016 draft... Son of Kimberly and Mark Jebb... Was a four-year letterwinner at Swan Valley High School in Saginaw, Michigan... Two-time All-State and All-District honoree as well as a three-time All-Conference honoree... Rated as the No. 2 infielder and No. 3 overall player in Michigan by Perfect Game and was named to the high honorable mention Preseason Underclassmen All-American Team in 2019... Named the Saginaw News Player of the Year as a junior in 2019, hitting .477 with a .574 on-base percentage with 22 RBI, 51 runs scored, and 35 stolen bases... Led Swan Valley to the State Championship game as a sophomore... His senior year season was cancelled due to the COVID-19 pandemic... Played third base for the Hyanis Harbor Hawks of the Cape Cod League in 2022, where he was selected for the All-Star Game after hitting .356 in 149 at-bats with 8 2B, 3 3B, and 26 SB... Ranked No. 3 on Baseball America's Top-50 Cape Cod League Prospects list... Told MLive.com that his role model is Pete Rose...

2024: Spent the entire season with High-A Greensboro... Picked up 25 extra base hits and stole 43 bases in 113G... Led Pirates MiLB in SB, T-18th most among all minor league players... Named to the Pirates Spring Breakout roster, where he went 0-for-2 with an RBI as the designated hitter... Batted .218 through play on June 30 before becoming one the South Atlantic League's most productive hitters, ranking fifth in batting average (.297), and OBP (.383), fourth in hits (57), tied fir first in triples (five) and first in runs scored (35) and stolen bases (27)... Hit .330/.381/.420 with 8 RBI and 12-16 SB in 23 August games...

2023: Assigned to Low-A Bradenton after signing with the Pirates on July 14...Made his professional debut on July 26, going 1-for-3 with a double...Hit .297 in 34 games with more walks (17) than strikeouts (11)...Stole 11 bases in 12 attempts...Split his 34 games with 18 at shortstop and 18 at second base...Recorded his first four-hit game on

July 29 at St. Lucie...Hit his first home run on September 6 at Fort Myers...Ranked sixth in the Florida State League in batting at the time of his professional debut on 7/26 through the end of the season...

COLLEGE: Three-time All-Big Ten Conference honoree, earning Third-Team All-Big Ten accolades in both 2023 and 2022, in addition to being named to the Big Ten All-Freshman Team in 2021...Played and started in 50 games, all at shortstop in his junior season in 2023...Led the Big Ten and ranked T-4th in the NCAA in triples (7)...Finished third in the Big Ten in batting average (.337)...337/.438/.495 with 68 hits, 15 2B, 7 3B, 1 HR, and 36 RBI with 32 BB, 28 K, and 14 SB in 50 games in 2023...Selected as the John Kobs Most Valuable Player Award recipient as well as the Kirk Gibson Offensive Player of the Year MSU team awards in 2022...Led MSU and ranked T-8th in the Big Ten with a .356 batting average in 2022...356/.448/.511 with 78 hits, 10 2B, 3 3B, 6 HR, 46 RBI 38 BB, 16 K and 20 SB in 54 games in 2022...



CAREER STATISTICS

YR	CLUB	AVG	G	AB	R	H	2B	3B	HR	RBI	BB	SO	SB	OBP	SLG
23	Bradenton (A)	.297	34	128	26	38	6	2	1	13	17	11	11	.382	.398
24	Greensboro (A+)	.253	113	431	76	109	12	7	6	42	56	95	43	.341	.355
MiLB Totals (2 seasons)		.263	147	559	102	147	18	9	7	55	73	106	54	.350	.365



PERSONAL

HEIGHT/WEIGHT: 5-8/175
BIRTHPLACE: Atlanta, GA
BORN: June 11, 2004
ACQUIRED: 1st Round (2022)

BATS/THROWS: Left/Right
RESIDES: Atlanta, GA
AGE: 20 (Turns 21 on June 11)
SCHOOL: Mays High School (GA)

CAREER HIGHS

HITS: 4 - 3x, last - 6/29/24 (GBO @ JS)
RUNS: 4 - 6/14/23 (BRD vs FTM)
HOME RUNS: 2, 2x, last - 7/14/23 (BRD vs DUN)

RBI: 5 - 8/19/23 (BRD vs BG)
STOLEN BASES: 3 - 8/24/24 (GBO vs ASH)
HITTING STREAK: 17 games, 6/27 - 7/24/24

AWARDS & HONORS

2023 Florida State League Post-Season All-Star
 2023 MiLB.com Organization All-Star

PROSPECT RANKINGS

2024 *Baseball America* No. 4/MLB.com No. 2 Pirates prospect
 2024 *Baseball America* No. 49/MLB.com No. 44 overall prospect
 2024 *Baseball America* No. 1/MLB.com No. 1 2B prospect
 2025 *Baseball America* No. 5/MLB.com No. 4 Pirates prospect
 2025 MLB.com No. 6 2B prospect
 2025 MLB.com No. 82 overall prospect

CAREER HIGHLIGHTS

CAREER TRANSACTIONS: Drafted by the Pittsburgh Pirates in the first round (4th overall) of the 2022 First-Year Player Draft out of Mays High School (GA)... Signed on July 29, 2022 and received a bonus of \$7,219,000...

CURVE CUTS: Termarr Johnson... Was rated as the No. 4 prospect in the 2022 MLB Draft according to MLB Pipeline and the "Best Hitter" in the draft class... Was committed to play collegiately at Arizona State... Was a shortstop in high school and got a little time there in a brief pro debut it 2022... Is the youngest of four brothers, each of whom have baseball backgrounds... His brother Tervell played baseball at Georgia Tech (21-22), Arizona State (2022), and Compton (Junior) College in 2023 for the Frederick Keys in the MLB Draft League where he posted a .356/.443/.525 batting line with one homer and seven doubles in 16 games... Tervell has since played for UT-Rio Grand Valley and is slated to play the 2025 season at Seattle University... His older brother, Terrenz, composed the song Twin Time (performed under the artist name Levels) which Termarr used as his walk-up song while playing for Single-A Bradenton in 2023... His oldest brother, Tervont, played collegiately at Eastern Kentucky, Georgia State and Georgia Tech and coached for the Frederick Keys of the MLB Draft league in 2023... His mother, Kim, was a track & field athlete at Georgia Tech, running the 200-meter dash...

2024: Split the season between Greensboro and Altoona... Became the 3rd-youngest player to suit up for Altoona in team history at 20 years, 2 months and 16 days... Among PIT MiLB, ranked 4th in SB (22) and games played (124)... Went 2-for-29 in his first 9 G with ALT before going 9-for-19 (.474) with 2 2B, 1 HR, and 5 RBI in his final 5G with ALT... Entered the season as the No. 1 2B prospect in the game according to MLB Pipeline... At the time of his promotion to Altoona on 8/27 ranked 5th in the South Atlantic League in OBP (.372), 1st in BB (78), and runs (73), and 8th in hits (94)... Was a non-roster invitee to Pirates Spring Training... Became the first teenager to homer twice in a spring training game since Carlos Correa in 2014 when he went deep twice on February 27 against Toronto... Was named to the Pirates Spring Break-out roster and went 1-for-3... Went 8-for-23 in 15 spring training games... Assigned to Greensboro to begin the season, batted .238/.372/.382/.757 with 17 2B, 1 3B, 13 HR and 46 RBI in 110 games, also was 20-24 stealing bases... Earned 2 BB in his team debut on 8/27 vs NH... Banged a 2R HR for his first Double-A hit on 8/28 vs NH... Went 3-for-3 with 2 BB and 2 RBI on 9/13 vs RIC...

2023: Was a non-roster invitee to Pirates Spring Training and suffered a hamstring injury that delayed the start of his season... Was activated off the injured list on April 21 and drove in two runs in each of his first two games... Hit his stride in the month of May with a .274/.418/.370 slash line with included 4 2B, 1 HR and 6 RBI in 22 games... Picked up a career-high 4 hits with 2 2B and a homer on June 14 vs Fort Myers... Knocked six homers in the month of June, recording a career-best .465 slugging percentage in the calendar month... Matched his career-high with four hits and recorded his first career multi-homer game on July 14 against Dunedin... Was promoted to High-A Greensboro on August 1... Drew 23 walks in his first 23 games with the Grasshoppers... Finished the season on a high note with nine hits in his final 26 at-bats (.346 batting average) with 2 2B, 1 HR and 5 runs batted in... With Greensboro reached base safely in 30 straight games, the second-longest streak in the South Atlantic League during the season... After the season was named a Florida State League Post-Season All-Star...

2022: Made his professional debut with the FCL Pirates and Single-A Bradenton... Knocked his first home run as a professional on September 7 at Clearwater...



CAREER STATISTICS

YR	CLUB	AVG	G	AB	R	H	2B	3B	HR	RBI	BB	SO	SB	OBP	SLG
22	FCL Pirates (Rk.)	.130	9	23	0	3	2	0	0	0	6	8	2	.130	.217
	Bradenton (A)	.275	14	40	7	11	4	0	1	6	10	13	4	.396	.450
	2022 Totals (Rk./A)	.222	23	63	7	14	6	0	1	6	16	21	6	.366	.365
23	Bradenton (A)	.244	75	250	57	61	10	1	13	44	72	88	7	.419	.448
	Greensboro (A+)	.242	30	99	26	24	2	0	5	15	29	32	3	.427	.414
	2023 Totals (A/A+)	.244	105	349	83	85	12	1	18	59	101	120	10	.422	.438
24	Greensboro (A+)	.238	110	395	73	94	17	1	13	46	78	105	20	.372	.385
	Altoona (AA)	.229	14	48	9	11	2	0	2	8	7	11	2	.316	.396
	2024 Totals (A+/AA)	.244	105	349	83	85	12	1	18	59	101	120	10	.422	.438
	MLB Totals (3 seasons)	.239	252	855	172	202	37	2	34	119	202	257	38	.390	.406



PERSONAL

HEIGHT/WEIGHT: 6-1/201
BIRTHPLACE: Havana, Cuba
BORN: October 1, 1996
ACQUIRED: MiLB Rule 5 Draft (2024)

BATS/THROWS: Left/Left
RESIDES: Tampa, FL
AGE: 28 (Turns 29 on October 1)
SCHOOL: Arizona

CAREER HIGHS

IP (START): 3.1, last 6/25/24 (COL vs OMA)
IP (RELIEF): 3.0, last 6/19/24 (COL @ WOR)
RUNS ALLOWED: 5, 3x, last - 8/27/22 (AKR vs.HBG)
STRIKEOUTS: 5 - 5/6/23 (AKR vs POR)
WALKS: 5 - 7/2/24 (COL @ TOL)
MOST HITS: 5, last - 9/8/23 (AKR @ RIC)

CAREER HIGHLIGHTS

CAREER TRANSACTIONS: Drafted by the Toronto Blue Jays in the 37th round (1,112th overall) of the 2015 First Year Player Draft, but did not sign... Drafted by the Cleveland Guardians in the 35th round (1,060th overall) of the 2019 First-Year Player Draft out of Arizona...Selected by the Pirates in the minor league phase of the Rule V draft on December 11, 2024...

September 19...

2023: Split the season between Akron and Columbus in the Cleveland Guardians organization... Recorded a 1.82 ERA (7 ER / 34.2 IP) in 17 appearances for the 'Ducks...

2022: Led Cleveland minor leaguers with 11 wins... Split the season between High-A Lake County and Akron...

CURVE CUTS: Randy Labaut... Pitched 11.1 IP against Altoona across the 2022-23 seasons with Akron and allowed just 1 run with 11 strikeouts... Pitched at the University of Arizona where he was a teammate of 2021-24 Curve OF Matt Fraizer... Turned in one of his best collegiate performances at Penn State on May 16, 2019 at Medlar Field, struck out nine and allowed just one run in 6.1 IP to earn the win...Attended Downey High School (Downey, CA)...

2024: Spent the entire season at Triple-A Columbus with the Cleveland Guardians... Issued 43 free passes in 61.0 IP... Tossed 2.0 perfect innings in relief in Columbus' combined no-hitter of Toledo on

CAREER STATISTICS

YR	CLUB	W-L	ERA	G	GS	CG	SHO	SV	IP	H	R	ER	HR	BB	SO
19	AZL Indians (Rk.)	4-0	1.74	11	0	0	0	0	31.0	24	9	6	2	5	39
21	Lynchburg (A)	3-2	3.00	22	3	0	0	0	43.2	29	18	15	4	23	58
22	Lake County (A+)	7-1	1.89	20	0	0	0	2	38.0	22	13	13	5	13	52
	Akron (AA)	4-1	5.01	18	0	0	0	0	32.1	18	19	24	3	24	37
	2022 Totals (A/A+)	11-2	3.33	38	0	0	0	2	70.1	40	32	26	8	37	89
23	Akron (AA)	3-0	1.82	17	0	0	0	1	34.2	23	8	7	2	14	37
	Columbus (AAA)	0-2	6.46	16	1	0	0	1	23.2	20	18	17	3	21	14
	2023 Totals (AA/AAA)	3-2	3.70	33	1	0	0	2	58.1	43	26	24	5	35	51
24	Columbus (AAA)	3-6	4.57	36	3	0	0	0	61.0	57	38	31	7	43	52
	MiLB Totals (5 seasons)	24-12	3.47	140	7	0	0	5	264.1	193	123	102	25	143	289

MOST SINGLE-SEASON SAVES

Curve closers with ten or more saves in a single season are listed below

Matt Peterson (2007).....	29	Elio Serrano (2004).....	14
Brandon Knight (2006).....	27	Kenn Kasperek (2014).....	13
Noah Krol (2011).....	24	Vic Black (2012).....	12
Matt Eckelman (2019).....	23	Jhondaniel Medina (2015).....	12
Montana DuRapau (2016).....	22	Tony Pavlovich (2001).....	12
Justin Kaye (2005).....	22	Brian Smith (2000).....	12
Daniel Moskos (2010).....	21	Matt Duff (1999).....	12
Todd Ozias (2003).....	21	Matt Eckelman (2018).....	11
Chris Spurling (2002).....	20	Yhonathan Barrios (2015).....	10
Jeff Miller (2004).....	18	Scott Nestor (2009).....	10
Luis Sanz (2013).....	16	Geoff Hartlieb (2018).....	10
Tate Scioneaux (2017).....	14	Tyler Samaniego (2022).....	10
Montana DuRapau (2017).....	14		



PERSONAL

HEIGHT/WEIGHT: 6-5/226
BIRTHPLACE: San Cristobal, Dominican Republic
BORN: February 14, 2000
ACQUIRED: Non-Drafted Free Agent (2018)
BATS/THROWS: Right/Right
RESIDES: Palenque, Dominican Republic
AGE: 25
SCHOOL: N/A

CAREER HIGHS

IP (START): 6.1 - 7/4/22 (BRD @ LAK)
IP (RELIEF): 4.0, 2x, last - 5/26/23 (GBO vs BG)
RUNS ALLOWED: 6, 2x, last - 5/5/22 (BRD vs. TAM)
STRIKEOUTS: 10 - 7/17/21 (FCL PIG vs FCL PIB)
WALKS: 5 - 8/2/18 (DSL PIR vs. DSL RAN)
MOST HITS: 8, 2x, last - 5/31/22 (BRD @ LAK)

CAREER HIGHLIGHTS

CAREER TRANSACTIONS: Signed by the Pittsburgh Pirates to a minor league deal as a non-drafted free agent on January 25, 2018...

CURVE CUTS: Valentin Guillermo Linarez... Pitches with a high spin rate on all offerings, allowing for additional movement on fastball and slider... Saw an average velocity increase of nearly four mph on his fastball from 2022 to 2023...

2024: Split the season between Altoona and Greensboro... Went 1-2 with a 6.46 ERA in 17 appearances with the Curve, walked 19 batters and struck out 28 in 30.2 IP... Named to Altoona's Opening Day roster... K'd 5 in 2.0 IP and took the loss on 4/7 @ AKR... Tossed 2.0 IP in each of his first 4 outings with ALT... Walked 5 over 1.2 IP of relief on 5/9 vs. SOM, 1 was intentional... Transferred to GBO on 6/25... Went 3-0 with a 3.20 ERA in 18 games and saved 2 games, struck out 43 batters in 25.1 IP... After the seasons played for Scottsdale in the Arizona Fall League and allowed just one run in 10.1 IP, 3 H, 8 BB, 11 K...

2023: Assigned to Greensboro to begin the season... Went 1-6 with a 4.70 ERA in 35 games, 9 starts... Struck out 74 batters in 67.0 IP... Began the season in the Greensboro rotation: 0-4, 7.11 ERA, allowed 23 R in 25.1 IP, moved to the bullpen in late-May where he went 1-2 with a 3.24 ERA, and struck out 50 batters in 41.2 IP... In his final 13 outings with the Grasshoppers, went 0-1 with a 3.63 ERA in 17.1 IP, allowed just 8 hits, 7 walks and struck out 27... Made his Double-A debut on 9/13 @ AKR and left with the bases loaded (O. Garcia induced inning-ending double play)... Allowed 5 runs across his in 2 appearances with the Curve...

2022: Split the season between Low-A Bradenton and High-A Greensboro... Began the season with Bradenton and struck out 88 batters in 80.2 innings with a 4.13 ERA...

CAREER STATISTICS

YR	CLUB	W-L	ERA	G	GS	CG	SHO	SV	IP	H	R	ER	HR	BB	SO
18	DSL Pirates (Rk.)	2-3	3.86	18	7	0	0	1	39.2	38	20	17	1	22	29
19	DSL Pirates (Rk.)	5-3	2.28	12	12	0	0	0	55.1	43	17	14	0	14	55
21	GCL Pirates (Rk.)	1-0	2.63	8	8	0	0	0	24.0	16	9	7	0	11	38
	Greensboro (A+)	0-2	5.00	2	2	0	0	0	9.0	8	5	5	3	2	7
	2021 Totals (Rk./A+)	1-2	3.27	10	10	0	0	0	33.0	24	14	12	3	13	45
22	Bradenton (A)	3-8	4.13	20	17	0	0	0	80.2	65	41	37	7	39	88
	Greensboro (A+)	0-0	2.35	2	2	0	0	0	7.2	2	2	2	0	6	7
	2022 Totals (A/A+)	3-8	3.97	22	19	0	0	0	88.1	67	43	39	7	45	95
23	Greensboro (A+)	1-6	4.70	35	9	0	0	2	67.0	64	43	35	8	37	74
	Altoona (AA)	0-0	33.75	2	0	0	0	0	1.1	4	5	5	1	2	2
	2023 Totals (A+/AA)	1-6	5.27	37	9	0	0	2	68.1	68	48	40	9	39	76
24	Altoona (AA)	1-2	6.46	17	0	0	0	0	30.2	33	25	22	3	19	28
	Greensboro (A+)	3-0	3.20	18	0	0	0	2	25.1	18	11	9	3	12	43
	2024 Totals (A+/AA)	4-2	4.98	35	0	0	0	2	56.0	51	36	31	8	31	71
MiLB Totals (6 seasons)		16-24	4.04	134	57	0	0	5	340.2	291	178	153	28	164	371

100-STRIKEOUT SEASONS

1999.....	Brian O'Connor (106)	2013.....	David Bromberg (127)
	Bronson Arroyo (100)		Jameson Taillon (106)
2000.....	John Grabow (109)	2015.....	Chad Kuhl (101)
2002.....	Aaron Burnside (122)	2016.....	Tyler Eppler (106)
	Justin Reid (108)		Cody Dickson (105)
2004.....	Ian Snell (142)		Clay Holmes (101)
	Mike Connolly (103)	2017.....	Austin Coley (114)
	Bryan Bullington (100)		J.T. Brubaker (109)
2005.....	Tom Gorzelanny (124)	2018.....	Taylor Hearn (107)
2010.....	Justin Wilson (134)	2022.....	Luis Ortiz (126)
	Rudy Owens (132)		Carmen Mlodinski (111)
	Jared Hughes (120)		Kyle Nicolas (101)
	Tony Watson (105)		
2011.....	Jeff Locke (114)		
	Mike Colla (109)		



PERSONAL

HEIGHT/WEIGHT: 6-5/205
BIRTHPLACE: Chicago, IL
BORN: April 1, 2000
ACQUIRED: 7th Round (2022)

BATS/THROWS: Right/Right
RESIDES: Miami, FL
AGE: 24 (Turns 25 on April 1)
SCHOOL: Univ. of Minnesota

CAREER HIGHS

IP (START): 6.0 - 5/15/24 (GBO @ HIC)
IP (RELIEF): 3.0 - 4/9/23 (BRD vs CLR)
RUNS ALLOWED: 7 - 5/21/24 (GBO vs. GVL)

STRIKEOUTS: 8 - 8/22/24 (GBO vs ASH)
WALKS: 4, 7x, last - 8/28/24 (GBO @ ROM)
MOST HITS: 8 - 5/2/24 (GBO vs WS)

AWARDS & HONORS

Florida State League Pitcher of the Month - May, 2023
 SiriusXM All-Star Futures Game - 2023

CAREER HIGHLIGHTS

CAREER TRANSACTIONS: Selected by the Pittsburgh Pirates in the 7th round (200th overall) in the 2022 First Year Player Draft out of Minnesota, signed on July 24, 2022...

CURVE CUTS: Jeffrey Peathon Massey (J.P.)... Signed with the Pirates for a bonus of \$150,000... Tossed a scoreless inning of relief at the SiriusXM All-Star Futures Game at T-Mobile Park in Seattle in 2023... Attended Gwendolyn Brooks College Prep School in Chicago... Played club baseball for the Chicago White Sox ACE Program, winning the RBI World Series in 2018... Parents are Velma Austin-Massey and Jeffrey... Served in the National Honor Society during his prep career... Studied Kinesiology and Sport Management at Minnesota... Is the third-highest drafted pitcher out of the Univ. of Minnesota behind Max Meyer (Miami, No. 3 overall, 2020) and Tom Windle (LA Dodgers, No. 56 overall, 2013)...

2024: Spent the entire season in the rotation at High-A Greensboro... Struck out 66 batters in 68.2 IP and issued 39 walks... Missed five weeks with an undisclosed injury, returned to the rotation on July 9... Went 0-1 with a 4.32 ERA in 10 games, 8 starts, after his return from the IL... Punched out a career-high 8 batters on August 22 vs Asheville...

2023: Split the season between Bradenton and Greensboro... Was named the FSL Pitcher of the Month in May after beginning the month with a 17.0 inning scoreless streak... Was named to the SiriusXM All-Star Futures

Game and tossed a scoreless inning at T-Mobile Park, home of the Seattle Mariners...

2022: Did not pitch after his collegiate season at Minnesota...

COLLEGE: Was twice named to the Academic All-Big Ten team while at Minnesota... Made 14 appearances, including 12 starts in his senior season in 2022... struck out 63 batters, walked 39, and allowed 43 earned runs in 59.1 innings of work...



CAREER STATISTICS

YR	CLUB	W-L	ERA	G	GS	CG	SHO	SV	IP	H	R	ER	HR	BB	SO
22	Did not pitch														
23	Bradenton (A)	3-3	3.28	11	9	0	0	0	49.1	41	24	18	4	24	57
	Greensboro (A+)	2-4	4.65	9	9	0	0	0	31.0	19	20	16	3	23	26
	2023 Totals (A/A+)	5-7	3.81	20	18	0	0	0	80.1	60	44	34	7	47	83
24	Greensboro (A+)	3-5	5.24	20	17	0	0	0	68.2	64	46	40	6	39	66
	MLB Totals (3 seasons)	8-12	4.47	40	35	0	0	0	149.0	124	90	74	13	86	149



PERSONAL

HEIGHT/WEIGHT: 6-1/225
BIRTHPLACE: Asheville, NC
BORN: December 13, 1999
ACQUIRED: MiLB Rule 5 Draft (2024)

BATS/THROWS: Right/Right
RESIDES: Asheville, NC
AGE: 25 (Turns 26 on December 13)
SCHOOL: Charlotte

CAREER HIGHS

HITS: 4 - 6/24/23 (PEO @ QC)
RUNS: 3 - 7/8/23 (PEO vs FTW)
HOME RUNS: 2 - 4/18/23 (PEO vs FTW)

RBI: 5 - 6/8/24 (SFD @ ARK)
STOLEN BASES: 1, 3x, last - 4/29/23 (PEO @ SB)
HITTING STREAK: 7 games, 6/20 - 7/4/24

CAREER HIGHLIGHTS

CAREER TRANSACTIONS: Drafted by the St. Louis Cardinals in the 16th round (481st overall) of the 2021 First-Year Player Draft out of Charlotte... Selected by the Pirates in the minor league phase of the Rule V draft on December 11, 2024 ...

CURVE CUTS: Aaron McKeithan... Attended TC Roberson HS in Asheville, NC... Began his collegiate career at Tulane in 2019, spent one season at State College of Florida and was named 2nd Team All Conference USA in his lone season at UNC Charlotte in 2021... His college teammate at Charlotte, Nate Furman was a 4th round selection of the Cleveland Guardians in 2022 and later was traded to San Francisco in a deal for RHP Alex Cobb, Furman has played 13 Eastern League Games for Akron before the trade... Has three older siblings, Joel, Tim and Lydia... His older brother, Joel McKeithan, is the Assistant Hitting Coach for the Chicago White Sox after spending four seasons on staff for the Cincinnati Reds - Joel played at Vanderbilt and NC State, began his coaching career with the Phillies in 2019 and was named the Detroit Tigers Hitting Coordinator for the 2021 season... His older brother, Tim, worked for Pirates Player Development from 2017 - 2024, and served as the team's Assitant Director of Hitting in 2024 after five seasons as a Major League Staff Assistant... His Granfather, Jerry Sr. played in the minor leagues for the Cardinals from 1951-58... Aaron's Great Uncle, Tim McKeithan, pitched two seasons for the Philadelphia Athletics from 1932-34... Is engaged to his fiance Erin, popped the question in the 2024-25 baseball off-season...

league spring training games...

2024: Spent the entire season at Double-A Springfield as their second catcher... Springfield won a franchise record 78 games and struck out a franchise record 1,279 batters... Had two hit streaks stretching at least six games during the season including a career-long seven game stretch in late-June into July... Batted .414 in 9 April games with three extra base hits... Caught on combined no-hitter on June 20 at Corpus Christi (7 innings from Cooper Hjerpe and two innings from Andrew Marrero)... It was the first no-hitter in Springfield's franchise history...

2023: Spent the season as the backup catcher at High-A Peoria in the Cardinals system.... Placed on IL on July 13 and missed the rest of the season...

2025: Made several appearances in Pirates Major

CAREER STATISTICS

YR	CLUB	AVG	G	AB	R	H	2B	3B	HR	RBI	BB	SO	SB	OBP	SLG
21	Palm Beach (A)	.154	22	65	9	10	2	0	0	4	6	17	0	.263	.185
22	Palm Beach (A)	.284	59	194	23	55	10	1	4	23	27	44	1	.284	.392
	Peoria (A+)	.253	25	75	6	19	3	0	1	7	7	16	0	.253	.325
	2022 Totals (A/A+)	.275	84	269	29	74	13	1	5	30	34	60	1	.275	.375
23	Peoria (A+)	.266	63	207	25	55	3	0	5	35	28	33	2	.375	.353
24	Springfield (AA)	.264	55	163	11	43	5	1	1	16	17	30	0	.356	.325
	MiLB Totals (4 seasons)	.259	224	704	74	182	23	2	11	85	85	140	3	.360	.344

TRIPLE PLAY BASEBALL

The Curve have turned **three** triple plays in franchise history, most recently in 2024.

On July 24, 2024, Charles McAdoo began a 5-4-3 triple play with an around-the-horn turn at third base at Erie. In 2010, Chase d'Arnaud caught a line drive off the bat of John Drennen, stepped on second and threw to first to get an innings worth of work complete in a matter of moments. The first triple play came against Harrisburg on May 2, 2001, a 2-6-4 groundout, J.R. House to Shaun Skrehot to Chris Peterson.

JUSTIN MEIS • PITCHER

Curve



PERSONAL

HEIGHT/WEIGHT: 6-2/171
BIRTHPLACE: Bethel Park, PA
BORN: November 23, 1999
ACQUIRED: 10th Round (2021)

BATS/THROWS: Right/Right
RESIDES: Bethel Park, PA
AGE: 25 (Turns 26 on November 23)
SCHOOL: Eastern Michigan

CAREER HIGHS

IP (START): 7.0, 2x, last - 9/4/22 (GBO vs. WS)
IP (RELIEF): 4.0, 3x, last - 5/26/23 (ALT vs. HFD)
RUNS ALLOWED: 7 - 5/28/22 (BRD vs. FTM)
STRIKEOUTS: 10 - 4/22/22 (BRD @ DBT)
WALKS: 5 - 7/30/22 (GBO vs. WS)
MOST HITS: 8 - 5/20/23 (ALT @ BOW)

AWARDS & HONORS

South-Atlantic League Pitcher of the Week - 9/4/2022

CAREER HIGHLIGHTS



scoreless frames on 6/20 at Bowie in a 10-8 win in 12 innings... Picked up the win on 7/13 vs Bowie, retired 9 straight hitters after leadoff 1B...

2023: Assigned to Altoona to begin the season and made 6 turns in the Altoona rotation to begin the season (0-2, 6.86 ERA)... Worked behind an opener for 3 turns... Placed on Development List on May 27, activated on June 9 when Sean Sullivan went on IL... As a starter (10): 0-2, 4.84 ERA (19 ER / 35.1 IP) with 32 K's, as a Reliever (19): 4-1, 4.34 ERA (23 ER / 47.2 IP) with 45 K's... Recorded a 1.88 ERA in 5 July outings: (3 ER / 14.1 IP) with 7 H, 7 BB, 18 K... Picked up his 1st career save with 3.0 IP of 1-run relief on 7/27 at Harrisburg... Allowed 1 R or fewer 14-of-16 outings (4 starts) since July 3: 2-0, 2.20 ERA (10 ER / 41.0 IP), 21 H, 23 BB, 45 K, .153 BAA... Tossed 3.0 scoreless innings in a spot start on 9/12 @ AKR...

2022: Began the season alternating starts and piggy-back appearances for Low-A Bradenton... Struck out a career-high 10 in his second start of the season on April 22 at Daytona in 5.0 innings pitched, allowed just two hits and no walks... Put together a solid month of may in the Marauders rotation going 1-1 with a 3.00 ERA in 27.0 innings pitched with 27 strikeouts and 1.15 WHIP in his final five starts for the Marauders... Promoted from Bradenton to High-A Greensboro on June 7... Ranked second amongst South-Atlantic League pitchers in batting average against (.153), third in WHIP (0.90) and 10th in ERA (3.07) from the beginning of August through the end of the season... Fired 7.0 perfect innings in his second-to-last start of the season against Winston-Salem to earn South-Atlantic League Pitcher of the Week honors... Finished the season fourth among Pirates minor leaguers with 116 strikeouts...

2021: Made his professional debut with Low-A Bradenton where he aided the Marauders to a league championship... Made 10 appearances and held opponents to a .203 batting average against in 17.2 IP out of the bullpen... Struck out 11 batters in his final 5.2 IP of the season, struck out a season-high six in relief on September 3 against Tampa... Struck out 27 batters beginning with his professional debut on 8/7 to 9/15; tied for the fifth-most in that time period among all Low-A Southeast League relievers... Allowed two hits in 24 at-bats (.087) vs. left-handed batters...

COLLEGE: Pitched three seasons at Eastern Michigan University... Went 4-6 with a 4.64 ERA (73.2ip/38er) and 81 strikeouts in 14 appearances (13 starts) in 2021... Threw a complete game against NCAA Champions Mississippi State on 3/13... Made four starts in the shortened 2020 season... Made 14 appearances and 12 starts in his freshman campaign in 2019... Was the only freshman to earn a win in 2019, three wins tied for team lead... Led the team in innings pitched (58)

CAREER TRANSACTIONS: Selected by the Pittsburgh Pirates in the 10th round (283rd overall) in the 2021 First Year Player Draft out of Eastern Michigan, signed on July 16, 2021...

CURVE CUTS: Justin Daniel Meis... Last name is pronounced "mice"... Signed for \$127,500... Is a 2018 graduate of Bethel Park High School located outside the city of Pittsburgh, where he was a four-time letterwinner and one-year captain on the baseball team... Was coached by Chris Tekulve at Bethel Park, son of Pirates Hall of Famer Kent Tekulve... Recorded five wins, a 1.40 ERA and 58 strikeouts in 45.0 innings during his senior year at Bethel Park... Struck out a Bethel Park record 16 batters in one game on 5/22/18 against North Allegheny High School... Also a two-time letterwinner in basketball... Became the sixth player selected by the Pirates out of Eastern Michigan University; the first since Matt Skirving in the 30th round of the 2010 First-Year Player Draft... Became the highest drafted player out of Eastern Michigan since Jeff Fischer was selected in the 10th round in 2007... Father, Jeff, played High School Basketball at Baldwin High School, Mom, Leigh, played Volleyball and Softball on WPIAL Championship Teams... Younger brother, Ryan Meis, is a rising Senior Men's Basketball Player at Division-II Seton Hill University... Helped Pirates minor leaguer Nick Dombkowski develop his slider, and in return learned how to throw his changeup from Dombkowski (Rob Bier-tempfel, The Athletic) - the two have been throwing partners for their entire professional career... Meis learned how to throw his slider playing Little League at Bethel Park in Pittsburgh...

2024: Spent the entire season working out of the Altoona bullpen... Finished the season second on the team in appearances (37), 4th in strikeouts (72), 1st among relievers... Recorded a 2.45 ERA in 8 June appearances, had an ERA over 5.00 in each other calendar month... Recorded 1.0 IP+ in 24-of-37 appearances... His 72 strikeouts ranked 6th among Eastern League Relievers... Struck out 13 batters across 3 outings from 4/24 - 5/4 covering 6.2 IP... Earned a 2.0-inning save on 5/28 vs Port., struck out four straight batters to finish the game... Fired 3.0

CAREER STATISTICS

YR	CLUB	W-L	ERA	G	GS	CG	SHO	SV	IP	H	R	ER	HR	BB	SO
21	Bradenton (A)	1-1	2.04	10	0	0	0	0	17.2	14	9	4	2	9	27
22	Bradenton (A)	3-4	3.51	10	7	0	0	0	41.0	40	26	16	4	14	42
	Greensboro (A+)	4-4	4.44	16	16	0	0	0	73.0	57	36	36	10	33	74
	2022 Totals (A/A+)	7-8	4.11	26	23	0	0	0	114.0	97	62	52	14	47	116
23	Altoona (AA)	4-3	4.55	29	10	0	0	1	83.0	74	46	42	13	47	77
24	Altoona (AA)	3-1	6.44	37	0	0	0	2	64.1	70	49	46	9	36	72
	MilB Totals (4 seasons)	15-13	4.65	102	33	0	0	3	279.0	255	166	144	38	139	292



PERSONAL

HEIGHT/WEIGHT: 6-3/248
BIRTHPLACE: Azua, Dominican Republic
BORN: September 16, 1997
ACQUIRED: Trade - SD (2018)

BATS/THROWS: Right/Right
RESIDES: Azua, Dominican Republic
AGE: 27 (Turns 28 on September 16)
SCHOOL: N/A

CAREER HIGHS

IP (START): 7.0 - 7/24/18 (DSL CWS @ DSL BAL)
IP (RELIEF): 5.0 - 7/18/18 (DSL CWS @ DSL CIN)
RUNS ALLOWED: 8 - 6/27/17 (DSL HOU @ DSL CHC)

STRIKEOUTS: 11 - 8/4/18 (DSL CWS @ DSL BAL)
WALKS: 5 - 7/7/17 (DSL HOU @ DSL CLE/MIL)
MOST HITS: 6, 2x, last - 7/5/18 (DSL CWS @ DSL CIN)

CAREER HIGHLIGHTS

CAREER TRANSACTIONS: Signed by the Houston Astros to a minor league contract as an International Free Agent on July 7, 2014... Released by the Houston Astros on August 25, 2017... Signed by the Chicago White Sox to a minor league contract on April 3, 2018... Claimed by the San Diego Padres off waivers on December 13, 2018... Traded from the San Diego Padres to the Pittsburgh Pirates for cash on December 13, 2018... Re-signed with the Pirates on a minor league contract on December 13, 2024...

CURVE CUTS: Cristofer Melendez... Resides in Azua, a city of approximately 128,000 residents on the southern shore of the Dominican Republic... Azua is one of the oldest European settlements in the Americas, first settled by Diego Velazquez de Cueller in 1504... Maikel Franco and Yennsy Diaz both hail from Azua...

2024: Made two appearances with Altoona in the final week of the season after his activation from the Restricted List, allowed 2R in each outing... Placed on Restricted List to begin season, pitched several outings in the instructional league at Pirate City before assignment to Altoona on 9/11... Earned the win in his season debut on 9/11 vs Richmond...

2023: Spent the entire season on the Restricted List and did not pitch...

2022: Named to Indianapolis' Opening Day Roster... Went 2-4 with a 4.83 ERA (20 ER / 31.2 IP) in 26 games with Indy... Struck out 43 batters, allowed 21 hits and walked 28 in 31.2 IP... Assigned to Altoona on 7/12... Struck out 3 straight batters to finish 2.0 IP on 7/14 vs RIC... Struck out the side in order on just 11 pitches on 7/17 vs RIC... Struck out 3 and walked 1 across 2.0 scoreless innings as an Opener for Mlodzinski on 8/18 vs. HBG... Placed on 7-Day IL on 8/23 with a right shoulder injury and missed the rest of the season...

2021: Finished the season tied for seventh in the AA-Northeast League in Saves (7)... Began the season with High-A Greensboro, went 0-0 with a 2.00 ERA in 6 games before promotion on 6/1 when Yerry De Los Santos went on the IL... Allowed a solo homer in his season debut on 5/6 vs. Hickory in a 2.0 innings, struck out 5... Retired all six batters he faced on 5/26 vs. Wilmington in his final outing with the Grasshoppers... Made his Double-A debut on 6/5 at Richmond, retired 4 in a row after the first man reached on an error... Has showcased a fastball at 100 mph in several appearances

with the Curve... Struck out a season-high 4 batters in a 2-inning save on 7/6 vs Akron... Turned in a 7.0 inning scoreless streak from July 10 to July 29... Curve were 18-10 in games he pitched in... Struck out 35 batters over his last 25.1 IP (21 G)... After the season, made one appearance with Tigres del Lincey of the Dominican Winter League and allowed two runs...

2020: Did not play as a result of COVID-19 pandemic

2019: Spent the entire campaign with Single-A Greensboro and went 2-3 with a 5.13 ERA in 28 games... Began the season in Extended Spring Training and joined the Grasshoppers in mid-May... Struck out 76 batters in 47.1 IP... Recorded a 1.69 ERA in 6 appearances in June and struck out 19 batters in 10.2 IP... Struck out 33 batters in 18.0 innings in August...

2018: In his lone season in the Chicago White Sox system, pitched in the Dominican Summer League for the fourth straight year... Ranked first in the Dominican Summer League in strikeouts, sixth in ERA and second in batting average against (.158); also ranked first among starters in batting average against (.137) and second among starters in strikeouts per 9.0 innings (11.53)...



CAREER STATISTICS

YR	CLUB	W-L	ERA	G	GS	CG	SHO	SV	IP	H	R	ER	HR	BB	SO
15	DSL Astros (Rk.)	2-4	2.78	17	0	0	0	0	22.2	20	10	7	1	14	19
16	DSL Astros (Rk.)	4-2	3.86	14	0	0	0	2	35.0	34	17	15	1	18	35
17	DSL Astros (Rk.)	0-3	7.68	17	3	0	0	3	36.1	37	39	31	2	27	32
18	DSL White Sox (Rk.)	4-4	1.54	15	11	0	0	0	70.1	39	22	12	1	28	93
19	Greensboro (A)	2-3	5.13	28	0	0	0	1	47.1	35	29	27	4	26	76
21	Greensboro (A+)	0-0	2.00	6	0	0	0	2	9.0	6	2	2	1	2	13
	Altoona (AA)	3-3	4.41	28	0	0	0	7	32.2	21	21	16	2	18	39
	2021 Totals (A+/AA)	3-3	3.89	34	0	0	0	9	41.2	27	23	18	3	20	52
22	Altoona (AA)	1-0	5.23	8	1	0	0	0	10.1	7	6	6	1	9	14
	Indianapolis (AAA)	2-4	4.83	26	0	0	0	1	31.2	21	20	17	4	28	43
	2022 Totals (AA/AAA)	3-4	4.93	34	1	0	0	1	42.0	28	26	23	5	37	57
23	--DID NOT PLAY - RESTRICTED--														
24	Altoona (AA)	1-0	18.00	2	0	0	0	0	2.0	6	4	4	0	2	4
	MLB Totals (9 seasons)	19-23	4.15	161	15	0	0	16	297.1	226	170	137	17	172	368



PERSONAL

HEIGHT/WEIGHT: 6-3/221
BIRTHPLACE: Cedar City, Utah
BORN: February 25, 2001
ACQUIRED: 8th Round (2022)

BATS/THROWS: Right/Left
RESIDES: Spanish Fork, Utah
AGE: 24
SCHOOL: BYU

CAREER HIGHS

IP (START): 1.0, 2x, last - 6/22/24 (GBO vs. HV)
IP (RELIEF): 2.1, 2x, last - 4/19/24 (GBO vs. HIC)
RUNS ALLOWED: 6 - 6/25/23 (GBO vs. WS)
STRIKEOUTS: 4, 7x, last - 9/8/24 (ALT @ HFD)
WALKS: 3, 4x, last - 9/12/24 (ALT vs. RIC)
MOST HITS: 4, 4x, last - 8/28/24 (ALT vs. NH)

AWARDS & HONORS

South Atlantic League Post-Season All-Star - 2024

CAREER HIGHLIGHTS

CAREER TRANSACTIONS: Drafted by the Cleveland Guardians in the 40th round (1,210th overall) in the 2019 First-Year Player Draft but did not sign... Drafted by the Pittsburgh Pirates in the 8th round (230th overall) in the 2022 First-Year Player Draft out of Brigham Young University... Signed on July 22, 2022 for a bonus of \$193,200...

CURVE CUTS: Cy Ballard Nielson... Signed by scout Derrick Van Dusen... Named the 2019 Gatorade Utah Player of the Year as a senior at Spanish Fork High School... Named to 2019 Collegiate Baseball High School All-America Second Team... Went 6-1 with a 1.91 ERA and a hit .400 with 22 RBI for Spanish Fork... Spanish Fork is part of the Orem-Provo metro area, about 50 minutes south of Salt Lake City... Father, Damian, played baseball at Southern Utah... Became the second BYU Cougar to be selected by the Pirates, joining INF Vance Law, who was taken in the 1978 MLB Draft by the Pirates and played in 11 Major League seasons...

2024: Split the season between High-A Greensboro and Double-A Altoona... Was named a postseason All-Star in the South Atlantic League alongside Greensboro teammates LHP Dominic Perachi and INF Charles McAdoo... Went 3-1 with a 6.55 ERA (16 ER / 22.0 IP) in 13 appearances for the Curve... Struck out 28 batters and walked 14... Made 44 total appearances, 4th-most by a PIT MiLB pitcher... Totaled 78 strikeouts, 7th-most by a PIT MiLB reliever... Also earned 7 saves, tied for 3rd-most among PIT MiLB... Assigned to High-A Greensboro to begin the season... Went 2-2 with a 2.39 ERA in 31 games, 1 start,

and earned 7 saves... His 50 strikeouts in 37.2 IP led all 'Hoppers relievers... Struck out 15 batters in 8.2 IP in the month of June... Transferred to ALT on 7/29... Went 1.0 IP+ in 11-of-13 games for the Curve... Tossed 2.0 innings in each of his final five outings in September (2.70 ERA)...

2023: Led Pirates minor leaguers in saves with 10, also ranked first in the South Atlantic League and tied-for-sixth in the league with 39 appearances... Spent entire season with High-A Greensboro... Struck out 53 batters in 46.2 IP...

2022: Signed with the Pirates on July 22... Made his professional debut with the FCL Pirates on August 12, tossing one scoreless inning with a strikeout in a start... Made six relief appearances with Bradenton to finish the season... Struck out three batters on August 30 against Fort Myers...

COLLEGE: Went 3-0 with a 3.21 ERA (33.2ip/12er), 45 strikeouts and .222 batting average against in 28 appearances for BYU in 2022... Was named a 2022 All-WCC (West Coast Conference) honorable mention... Played for the Chatham Anglers in the Cape Cod League in the summer of 2022, where he went 2-0 with a 1.98 ERA (13.2ip / 3er) and 17 strikeouts in four games (three starts)...



CAREER STATISTICS

YR	CLUB	W-L	ERA	G	GS	CG	SHO	SV	IP	H	R	ER	HR	BB	SO
22	FCL Pirates (Rk.)	0-0	0.00	1	1	0	0	0	1.0	2	0	0	0	0	1
	Bradenton (A)	0-0	9.39	6	0	0	0	0	7.2	7	9	8	1	8	7
	2022 Totals (Rk./A)	0-0	8.31	7	1	0	0	0	8.2	9	9	8	1	8	8
23	Greensboro (A+)	4-5	4.44	39	0	0	0	10	46.2	45	32	23	1	21	53
24	Greensboro (A+)	2-2	2.39	31	1	0	0	7	37.2	26	15	10	0	15	50
	Altoona (AA)	3-1	6.55	13	0	0	0	0	22.0	23	17	16	2	14	28
	2024 Totals (A+/AA)	5-3	3.92	44	1	0	0	7	59.2	49	32	26	2	29	78
	MiLB Totals (3 seasons)	9-8	4.46	90	2	0	0	17	115.0	103	73	57	4	58	139



PERSONAL

HEIGHT/WEIGHT: 6-3/213
BIRTHPLACE: Danbury, CT
BORN: February 27, 2001
ACQUIRED: 11th Round (2022)

BATS/THROWS: Left/Left
RESIDES: Washington Depot, CT
AGE: 24
SCHOOL: Salve Regina (RI)

CAREER HIGHS

IP (START): 6.0, 5x, last - 8/23/24 (ALT @ RIC)
IP (RELIEF): 4.0 - 5/14/24 (GB0 @ HIC)
RUNS ALLOWED: 6 - 5/16/23 (BRD @ CLR)

STRIKEOUTS: 11 - 7/25/24 (GB0 vs ASH)
WALKS: 5 - 8/29/24 (ALT vs NH)
MOST HITS: 9 - 8/17/24 (ALT vs BOW)

AWARDS & HONORS

South Atlantic League Postseason All-Star - 2024

CAREER HIGHLIGHTS

CAREER TRANSACTIONS: Drafted by the Pittsburgh Pirates in the 11th round (320th overall) of the 2022 First Year Player Draft out of Salve Regina (RI)... Signed on July 26, 2022 for a bonus of \$125,000...

CURVE CUTS: Dominic Matthew Perachi... Is the first player to be drafted from Salve Regina (Newport, RI)... Signed with the Pirates for a bonus of \$125,000... Born in Danbury, CT, resides in Washington Depot, CT... His father, Matt, is the Athletic Director at Shepaug HS where he attended high school... Shepaug Valley is one of the smaller school districts in Connecticut's Public School system, ranking 167th out of 185 in terms of size... His brother, Michael, plays basketball at Division II Bentley University, his sister Marissa plays Soccer at Division III Salve Regina...

2024: Finished the season 4th among PIT MiLB in IP (114.2), 1 of 6 PIT minor leaguers to throw 100.0 IP or more, also ranked 3rd in strikeouts (121), 1st among LHP in the Pirates system... After the season was named a South Atlantic League Post-Season All-Star... Assigned to Greensboro to begin the season and worked as a length reliever three times, totaling 10.1 IP, 4 H, 1 R (0 ER), 4 BB, 7 K... Transferred to ALT on 4/25... Made his team debut with 3.0 IP of relief (4 H, 3R, 2 BB, 2 K)... Made a spot start on 5/2 @ HBG in the 2nd of a DH, took the loss allowing 4 runs (3 ER) in 4.0 IP, 7 H, 3 BB, 2 K... Picked up his first professional save with 4.0 scoreless innings on 5/8 vs. Somerset, combined with Ashcraft on a 3-hit shutout... Transferred to GB0 on 5/9 and slotted into their rotation going 4-3 with a 2.42 ERA in 13 games, 10 starts... Led the SAL in ERA (2.42), BAA (.175), WHIP (0.87), also ranked 4th in strikeouts (74) in that time (5/14-8/6)... Was named the SAL Pitcher of the Week on July 28 after striking out a career-high 11 batters on 7/25 at Asheville... Transferred to ALT on 8/6.... Allowed a career-high 9 hits on 8/17 vs Bowie... Walked a career-high 5 batters and picked

up 8 strikeouts on 8/29 vs. New Hampshire...

2023: Made his professional debut as a starter with Low-A Bradenton, went 5-0 with a 4.76 ERA in 22G / 18 Starts... Struck out 96 batters in 90.2 IP, issued 48 BB...

2022: Did not pitch after his collegiate season at Salve Regina...

COLLEGE: Was named the ABCA/Rawlings DIII National Pitcher-of-the-Year in 2022 for Salve Regina University... Was named the Commonwealth Coast Conference Pitcher-of-the-Year and first-team All-CCC in 2022... Went 9-1 with one complete game, a 1.00 ERA (71.2ip/8er) and 20 strikeouts while surrendering just two home runs during the 2022 season



CAREER STATISTICS

YR	CLUB	W-L	ERA	G	GS	CG	SHO	SV	IP	H	R	ER	HR	BB	SO
22	Did not pitch														
23	Bradenton (A)	5-0	4.76	22	18	0	0	0	90.2	92	51	48	10	48	96
24	Greensboro (A+)	6-3	2.08	16	10	0	0	1	73.2	44	20	17	0	19	81
	Altoona (AA)	1-2	6.15	10	8	0	0	1	41.0	54	30	28	4	23	40
	2024 Totals (A+/AA)	7-5	3.53	26	18	0	0	2	114.2	98	50	45	4	42	121
	MLB Totals (3 seasons)	12-5	4.08	48	36	0	0	2	205.1	190	101	93	14	90	217



PERSONAL

HEIGHT/WEIGHT: 5-11/180
BIRTHPLACE: Bronx, NY
BORN: October 15, 2001
ACQUIRED: Trade - SD (2024)

BATS/THROWS: Right/Right
RESIDES: Santo Domingo Norte, D.R.
AGE: 23 (Turns 24 on October 15)
SCHOOL: N/A

CAREER HIGHS

HITS: 4 - 6/20/24 (ALT @ BOW)
RUNS: 3 - 8/9/24 (ALT @ POR)
HOME RUNS: 2 - 9/9/23 (FTW @ DAY)

RBI: 5 - 6/30/23 (SA vs FRI)
STOLEN BASES: 1, several times
HITTING STREAK: 12 games, 6/12 - 6/26/24

CAREER HIGHLIGHTS

CAREER TRANSACTIONS: Signed with the Philadelphia Phillies as a non-drafted free agent on June 24, 2019... Traded by the Philadelphia Phillies to the San Diego Padres on March 30, 2022 in exchange for RHP James Norwood... Traded by the San Diego Padres to the Pittsburgh Pirates on March 30, 2024 in exchange for LHP Jackson Wolf...

CURVE CUTS: Kervin Francisco Pichardo... Last name pronounced peach-are-doe... Was born in the Bronx, NY and attended Monroe HS, who's alumni list includes Hall of Famer Hank Greenberg '29 (2x AL MVP)... Also played for the Long Island Tigers travel ball program... Moved to the Dominican Republic at age 15 and trained at the Mejia y Neno Baseball Academy... Was known for having one of the strongest infield arms in the Padres minor league system...

2025: Made several appearances in Pirates Major league spring training games...

2024: Spent the entire season with Altoona and was named the Team's Most Valuable Player... Led the club with 11 HR (tied with Tsung-Che Cheng) and 106 hits... Recorded career-highs in every major offensive category... Finished the season 5th among PIT MiLB in hits (105), was 1 of 23 players to hit at least 10 HR... Batted .252/.306/.373 with 14 2B, 2 3B, 11 HR, 49 RBI with 8-12 SB... Made his organizational debut on 4/5 @ AKR, went 0-for-3 with a walk... Knocked home the game-winning run with a 10th inning 1B on 4/9 vs HBG... Went 2-for-4 with a game-tying RBI 2B in the 9th inning on 4/19 @ BOW (5-4 L in 10)... Smacked a 3R HR on 4/24 vs. AKR... 10G Hit (4/16 - 5/1): .386/.458/.529 with 2 2B, 1 HR, 5 RBI, 5 BB, 1-1 SB... His 13-game on-base streak is T-4th longest active in the EL... Reached base in 13 straight games (4/16 - 5/3)... Recorded a career-best 4 hits on 6/20 at Bowie... 12G Hit (6/12 - 6/26 -4th longest streak in EL): .400/.438/.511/.949 OPS, 2 2B, 1 HR, 6 RBI, 2-4 SB... Batted .314/.344/.407 with 2 2B, 2 HR, 10 RBI in 25 June games... Recorded his 3rd career 5-RBI game on 8/11 at Portland, reached base safely

in all 5 plate appearances... 17G on-base (7/27 - 8/16): .359/.423/.641/1.064, 2 2B, 2 3B, 4 HR, 13 RBI, 6 BB, 2-2 SB... Reached base safely in 24-of-28 games from July 23-August 30...

2023: Turned in his best season as a professional with High-A Fort Wayne and Double-A San Antonio, batting .257/.370/.402 with 8 2B, 10 HR, 43 RBI and 8-9 SB... Began the season in a part-time role with High-A Fort Wayne... Assigned to Double-A on June 8, knocked a 3R HR off Frisco's Jack Leiter on 6/30 as part of a 3-for-4 game with 6 RBI (career-high) and a 2B... Returned to High-A Fort Wayne on July 14 and received more regular playing time after the promotion of top Padres prospect Jackson Merrill... From July 21 through the rest of the regular season, batted .362/.456/.581 (1.037 OPS) with 5 2B, 6 HR, 21 RBI and 6 SB... Reached base in 9 straight games to finish the regular season... Knocked 2 HR in the penultimate game of the regular season at Dayton...



CAREER STATISTICS

YR	CLUB	AVG	G	AB	R	H	2B	3B	HR	RBI	BB	SO	SB	OBP	SLG
19	DSL Phillies (Rk.)	.214	39	140	16	30	4	0	0	14	17	20	5	.321	.243
21	2021 Totals (Rk./A/A+) w/ PHL	.247	35	73	20	18	6	2	2	16	28	32	2	.476	.466
22	2022 Totals (A/AAA) w/ SD	.193	80	228	37	44	13	1	7	29	26	82	5	.297	.351
23	2023 Totals (A+/AA) w/ SD	.257	85	261	34	67	8	0	10	43	39	81	8	.370	.402
24	Altoona (AA)	.252	118	421	57	106	14	2	11	49	27	128	8	.306	.373
	MiLB Totals (5 seasons)	.236	357	1123	164	265	45	5	30	151	137	343	28	.335	.365



PERSONAL

HEIGHT/WEIGHT: 6-2/243
BIRTHPLACE: Puerto La Cruz, Venezuela
BORN: September 17, 2001
ACQUIRED: Non-Drafted Free Agent (2019)

BATS/THROWS: Right/Right
RESIDES: Puerto La Cruz, Venezuela
AGE: 23 (Turns 24 on September 17)
SCHOOL: N/A

CAREER HIGHS

HITS: 3, 8x, last - 6/30/24 (GBO @ JS)
RUNS: 4, 2x, last - 5/1/24 (GBO vs. WS)
HOME RUNS: 1, 7x, last - 5/22/24 (GBO vs. GVL)

RBI: 4, 4x, last - 4/25/24 (GBO @ GVL)
STOLEN BASES: 1, 6x, last - 8/11/23 (BRD @ FTM)
HITTING STREAK: 10 games, 6/17 - 7/10/19

CAREER HIGHLIGHTS

CAREER TRANSACTIONS: Signed as a non-drafted free agent by the Pittsburgh Pirates on April 3, 2019...

CURVE CUTS: Geovanny Jesus Planchart... Signed by Pirates scout Jesus Morelli...

2024: Began the season with High-A Greensboro, where he played in 52 games as the backup catcher to Shawn Ross... Batted .223/.350/.325 with 6 2B, 1 3B, 3 HR, 24 RBI... Promoted to Double-A Altoona on September 5... Played in three games for the Curve, recording two hits and throwing out two baserunners... After the season, played for Scottsdale in the Arizona Fall League and batted .294/.432/.500 with two home runs and six RBI... Played in the AFL Fall-Star Game, finishing 0-for-1...

2023: Spent the entire season with Low-A Bradenton... Took over as primary catcher when Wyatt Hendrie was promoted to High-A Greensboro... Set career-highs in most statistical categories, including games played (87), home runs (3), doubles (15), RBI (42), and hits (59)...

2022: Began the season with Low-A Bradenton... Hit .175 in 20 games with 25 strikeouts... Returned to the Florida Complex League on June 9, finishing his season with 25 games... Hit .200 with 14 hits in 70 at-bats with the FCL Pirates...

2021: Played in 26 games in the Florida Complex League as a 19-year-old, serving as the primary catcher for the Pirates Gold team... Hit .321 with his first professional home run...

2020: Did not play as a result of COVID-19 Pandemic...

2019: Signed by the Pirates on April 3... Made his organizational debut in the DSL, where he hit .368 in 32 games with only nine strikeouts... Threw out 42% of base stealers...



CAREER STATISTICS

YR	CLUB	AVG	G	AB	R	H	2B	3B	HR	RBI	BB	SO	SB	OBP	SLG
19	DSL Pirates (Rk.)	.368	32	106	21	39	0	2	0	18	12	9	0	.433	.406
21	FCL Pirates (Rk.)	.321	26	84	12	27	7	1	1	15	12	23	1	.398	.464
22	FCL Pirates (Rk.)	.200	25	70	13	14	3	1	0	6	15	15	1	.348	.271
	Bradenton (A)	.175	20	57	4	10	0	0	0	1	12	25	0	.319	.175
	2022 Totals (Rk./A)	.189	45	127	17	24	3	1	0	7	27	40	1	.335	.228
23	Bradenton (A)	.222	87	266	40	59	15	1	3	42	47	69	4	.341	.320
24	Greensboro (A+)	.223	52	166	19	37	6	1	3	24	31	50	0	.350	.325
	Altoona (AA)	.222	3	9	2	2	0	0	0	1	3	2	0	.417	.222
	2024 Totals (A+/AA)	.223	55	175	21	39	6	1	3	25	34	52	0	.354	.320
	MLB Totals (5 seasons)	.248	245	758	111	188	31	6	7	107	132	193	6	.361	.332

YOUNGEST CURVE PLAYERS

The Curve have fielded 15 players under the age of 21.

PLAYER	DEBUT	AGE	PLAYER	DEBUT	AGE
Andrew McCutchen	August 15, 2006	19 y, 10 m, 5 d	Tim Alderson	August 1, 2009	20 y, 8 m, 29 d
Jose Tabata	August 8, 2008	19 y, 11 m, 27 d	Jameson Taillon	August 21, 2012	20 y, 9 m, 3 d
Termarr Johnson	August 27, 2024	20 y, 2 m, 16 d	Alen Hanson	July 30, 2013	20 y, 9 m, 8 d
Austin Meadows	Sept. 2, 2015	20 y, 3 m, 30 d	Oneil Cruz	July 30, 2019	20 y, 9 m, 26 d
Ryan Doumit	August 3, 2001	20 y, 4 m, 0 d	Mike Connolly	April 9, 2003	20 y, 10 m, 7 d
Anthony Solometo	June 17, 2023	20 y, 6 m, 15 d	Neil Walker	August 15, 2006	20 y, 11 m, 5 d
Sean Burnett	April 4, 2003	20 y, 6 m, 18 d	Bubba Chandler	Sept. 8, 2023	20 y, 11 m, 25 d
Luis Lorenzana	July 6, 1999	20 y, 7 m, 27 d			



PERSONAL

HEIGHT/WEIGHT: 6-0/172
BIRTHPLACE: Roseville, Calif.
BORN: August 3, 1998
ACQUIRED: Trade - AZ (2023)

BATS/THROWS: Right/Right
RESIDES: Rocklin, Calif.
AGE: 26 (Turns 27 on August 3)
SCHOOL: Cal-State University - Sacramento

CAREER HIGHS

IP (START): 7.2 - 8/12/22 (HIL vs. SPO)
IP (RELIEF): 4.0 - 9/5/21 (VIS @ SJ)
RUNS ALLOWED: 8 - 7/17/22 (HIL @ VAN)

STRIKEOUTS: 8 - 6/1/22 (HIL @ TRI)
WALKS: 4 - 7/17/22 (HIL @ VAN)
MOST HITS: 9 - 7/17/22 (HIL @ VAN)

AWARDS & HONORS

Northwest League Pitcher of the Month (8/2022)

CAREER HIGHLIGHTS

CAREER TRANSACTIONS: Drafted by the Arizona Diamondbacks in the seventh round (198th overall) of the 2021 First-Year Player Draft out of the Cal-State University - Sacramento... Traded by the Arizona Diamondbacks to the Pittsburgh Pirates in exchange for INF/OF Diego Castillo on December 23, 2022...

CURVE CUTS: Scott William Randall... Known for having an outstanding change-up as part of his repertoire... Was twice selected as an All-WAC selection at Cal State-Sacramento, finished his collegiate career second all-time in wins (24), third all-time in starts (49) and innings pitched (249), also ranked fourth in strikeouts (249) and seventh in ERA (2.84)... Notable Cal-State-Sacramento baseball alumni include former Curve RHP Austin Roberts (PIT/MIA), OF James Outman (LAD), INF Rhys Hoskins (PHI/MIL), LHP Sam Long (SFG/OAK) and C Buck Martinez (KC/MIL/TOR)...

2024: Spent the majority of the season with Greensboro going 4-3 with a 5.63 ERA in 14 games, 3 starts... Struck out 38 and walked just 5 in 38.1 IP... Made 1 appearance with the Curve, striking out 3 in 4.0 scoreless innings on 7/13 vs Bowie... Began the season on the IL, returned to the mound on May 21 and has gone 1-2 with a 5.79 ERA in 9 games and 5 starts with the FCL, Bradenton and Greensboro (5G, 1 start)... Transferred to ALT on 7/13... Started a bullpen day on 7/13 vs. Bowie and tossed 4.0 scoreless innings in a 4-1 win... Transferred to GBO on 7/19...

2023: Missed the entire season recovering from injury...

2022: Led the Northwest League in ERA and WHIP (1.16) while also finishing ninth in strikeouts... Led all Diamondbacks minor leaguers in ERA... Spent the entire season with High-A Hillsboro in the

Northwest League... Did not allow an unearned run all season... Bounced back from a 5.65 ERA in three April starts with a solid month of May, going 1-0 with a 2.30 ERA in three starts... Finished 6.0 innings in a start seven times during the season... Tossed 7.0 scoreless innings on May 10 against Spokane needing just 75 pitches... Finished off the year with a dominant month of August where he went 4-0 with a 0.36 ERA (1 ER / 24.2 IP) and was named the Northwest League Pitcher of the Month... Tossed a career-best 7.2 scoreless innings on August 12 against Spokane...

2021: Made his professional debut with Single-A Visalia in the California League... Tossed 19.0 innings and allowed just one run... Held opponents to just eight hits (.127 BAA), four walks and two hit batsman (0.63 WHIP)... Finished the season strong with 14.0 scoreless innings in the month of September... Struck out nine in 6.0 scoreless innings in his final start of the season at Rancho Cucamonga...

CAREER STATISTICS

YR	CLUB	W-L	ERA	G	GS	CG	SHO	SV	IP	H	R	ER	HR	BB	SO
21	Visalia (A)	2-0	0.47	5	2	0	0	0	19.0	8	1	1	0	4	23
22	Hillsboro (A+)	6-7	3.82	21	21	0	0	0	108.1	101	46	46	14	25	104
23					Did Not Pitch (Injured)										
24	FCL Pirates (Rk.)	0-0	0.00	2	2	0	0	0	5.0	2	0	0	0	1	5
	Bradenton (A)	0-1	3.00	2	2	0	0	0	6.0	4	2	2	0	1	7
	Greensboro (A+)	4-3	5.63	14	3	0	0	0	38.1	45	25	24	3	5	38
	Altoona (AA)	0-0	0.00	1	1	0	0	0	4.0	3	0	0	0	0	3
	2024 Totals	4-4	4.39	19	8	0	0	0	53.1	54	27	26	3	7	53
	MilB Totals (4 seasons)	12-11	3.64	45	31	0	0	0	180.2	163	74	73	17	36	180



PERSONAL

HEIGHT/WEIGHT: 6-3/226
BIRTHPLACE: Atlanta, Georgia
BORN: November 27, 2002
ACQUIRED: 4th Round - (2023)

BATS/THROWS: Right/Right
RESIDES: Marietta, Georgia
AGE: 22 (Turns 23 on November 27)
SCHOOL: West Virginia University

CAREER HIGHS

IP (START): 6.1 - 9/4/24 (GBO vs BG)
IP (RELIEF): 3.0 - 8/18/23 (FCL PIR VS. FCL BAL)
RUNS ALLOWED: 4, 2x, last - 5/31/24 (BRD @ FTM)

STRIKEOUTS: 10 - 6/23/24 (GBO vs ASH)
WALKS: 5 - 5/31/24 (BRD @ FTM)
MOST HITS: 6 - 6/19/24 (BRD vs LAK)

PROSPECT RANKINGS

2024 Baseball America No. 26 / MLB.com No. 28 Pirates Prospect
 2025 Baseball America No. 16 / MLB.com No. 20 Pirates Prospect

CAREER HIGHLIGHTS

CAREER TRANSACTIONS: Drafted by the Pittsburgh Pirates in the 4th round (104th overall) in the 2023 First-Year Player Draft out of the West Virginia University... Signed on July 14, 2023...

CURVE CUTS: Carlson Timothy Reed (Carlson)... Signed with the Pirates for a bonus of \$597,500, slightly under the slot value of \$646,900... Features a fastball, sinker, sweeping slider and change-up... Ranked by Baseball America as the 180th best prospect in the 2023 draft... Attended Marietta High School in Georgia, same school that Dansby Swanson attended... Majored in Finance at WVU... Collegiate teammate JJ Wetherholt was selected 7th overall in the 2024 draft by the St. Louis Cardinals... Also shared a pitching staff with 2023 Curve LHP Jackson Wolf for one season at WVU...

2025: Named to the Pirates Spring Breakout roster... Enters the season ranked by Baseball America as the Pirates No. 16 prospect...

2024: Led all Pirates farmhands with a .173 batting average against and ranked among leaders in ERA (1.99, 2nd), strikeouts (130, 2nd), starts (23, T3rd), WHIP (1.08, 4th) and innings pitched (108.2, 5th)... Was named the South Atlantic League Pitcher of the Week for the week of 8/19-8/25... Was named the Florida State League Pitcher of the Week for the week of 6/3-6/9... Entered the season rated by Baseball America as the Pirates' No. 26 prospect... Walked 26 batters in his first 39.2 IP of the season before holding opponents to a .197 batting average against and issuing just seven walks in 21.1 innings in the month of June... Was promoted to High-A Greensboro on August 3 and turned in 3.1 scoreless inings in the backend of a doubleheader... Struck out a career-best 10 batters on August 23 against Asheville... Tossed six hitless innings in his next outing on August 29 at Rome... Fired 6.0 innings or more in each of his final three starts of the season

with Greensboro... Tossed four scoreless innings in Game One of the SAL Division Series against Hudson Valley...

2023: Pitched for the Trenton Thunder and West Virginia Black Bears in the MLB Draft League after finishing his collegiate season at West Virginia...

COLLEGE: Was named to the National Collegiate Baseball Writers Association Stopper of the Year Award watch list and to the All-Big 12 first team as a junior at West Virginia... Struck out 60 batters in 38.0 innings out of bullpen and recorded a 2.61 ERA with seven saves in his final season with the Mountaineers...



CAREER STATISTICS

YR	CLUB	W-L	ERA	G	GS	CG	SHO	SV	IP	H	R	ER	HR	BB	SO
23	FCL Pirates (Rk.)	1-2	2.57	4	2	0	0	0	7.0	7	7	2	0	3	6
24	Bradenton (A)	5-3	2.43	17	17	0	0	0	77.2	55	26	21	4	42	96
	Greensboro (A+)	1-0	0.87	6	6	0	0	0	31.0	11	7	3	1	9	34
	2024 Totals (A/A+)	6-3	1.99	23	23	0	0	0	108.2	66	33	24	5	51	130
	MLB Totals (2 seasons)	7-5	2.02	27	25	0	0	0	115.2	73	40	26	5	54	136



PERSONAL

HEIGHT/WEIGHT: 6-0/226

BIRTHPLACE: Santurce, Puerto Rico

BORN: September 30, 1999

ACQUIRED: Minor League Free Agent (2022)

BATS/THROWS: Right/Right

RESIDES: Fajardo, Puerto Rico

AGE: 25 (Turns 26 on September 30)

SCHOOL: Faulkner University (AL)

CAREER HIGHS

HITS: 3, 3x, last - 8/30/24 (GBO @ ROM)

RUNS: 3 - 6/12/24 (GBO @ WS)

HOME RUNS: 3 - 6/12/24 (GBO @ WS)

RBI: 4, 5x, last - 7/23/24 (GBO vs. ASH)

STOLEN BASES: 2, 2x last - 8/9/24 (GBO vs. ROM)

HITTING STREAK: 5 games, 8/27 - 8/31/24

CAREER HIGHLIGHTS

CAREER TRANSACTIONS: Signed by the Pittsburgh Pirates as a minor league free agent on December 2, 2022...

CURVE CUTS: Shawn Michael Ross (Shawn)... Played collegiately at Faulkner University (Montgomery, AL) from 2020-22 and at Clarendon College (Clarendon, TX) in 2019... Attended Colegio Héctor Urdaneta (Ceiba, Puerto Rico)... Spent the 2022 season with Grand Junction of the independent Pioneer League following his collegiate season at NAIA Faulkner University...

2024: Spent the entire season with High-A Greensboro... Tied for the lead in home runs among all Pirates farmhands, while also ranking among leaders in walks (6th), RBI (T-7th), slugging (8th) and extra-base hits (34, 9th)... Also led the South Atlantic League in home runs and ranked among league leaders in slugging (6th), OPS (.793, 6th), RBI (T-8th) and walks (T-8th)... Was Greensboro's catcher on a near-everyday basis... Threw out 28% of base stealers... Hit 11 of his 23 home runs in road games, away from Greensboro's hitter-friendly ballpark... After the season, played two games with Indios de Mayaguez in the Puerto Rican Winter League, suited up with major league veterans Isan Diaz, Shed Long Jr., Martin Maldonado and Eddie Rosation... 2022 Curve staff member Stephen Morales has served as the Bench Coach for Indios for several seasons...

2023: Spent the entire season with High-A Greensboro, his first season as a Pirates minor leaguer... Began a conversion to catcher and caught 21 games after signing as an infielder...

CAREER STATISTICS

YR	CLUB	AVG	G	AB	R	H	2B	3B	HR	RBI	BB	SO	SB	OBP	SLG
23	Greensboro (A+)	.203	55	182	37	37	6	0	14	33	33	88	0	.324	.467
24	Greensboro (A+)	.193	92	305	52	59	10	1	23	58	57	132	12	.334	.459
MiLB Totals (2 seasons)		.197	147	487	89	96	16	1	37	91	90	220	12	.331	.462



PERSONAL

HEIGHT/WEIGHT: 5-11/185
BIRTHPLACE: Glenside, PA
BORN: December 14, 2000
ACQUIRED: Competitive Round A (2019)

BATS/THROWS: Left/Left
RESIDES: Glenside, PA
AGE: 24 (Turns 25 on December 14)
SCHOOL: William Penn (PA) Charter School

CAREER HIGHS

HITS: 4 - 4/18/24 (GBO vs HIC)
RUNS: 4 - 9/7/23 (GBO @ BG)
HOME RUNS: 1 - Several times

RBI: 5 - 5/9/21 (BRD vs. FTM)
STOLEN BASES: 3 - 6/14/22 (GBO vs. HV)
HITTING STREAK: 10 games, 6/4 - 6/18/22

PROSPECT RANKINGS

2020 *Baseball America* No. 10/MLB.com No. 8 Pirates Prospect
 2021 MLB.com No. 19 Pirates Prospect

CAREER HIGHLIGHTS

CAREER TRANSACTIONS: Drafted by the Pittsburgh Pirates in the Competitive Balance Round A (37th Overall) of the 2019 First-Year Player Draft out of William Penn (PA) Charter School... Signed on June 14, 2019...

CURVE CUTS: Samuel James "Sammy" Siani... Was committed to playing baseball at Duke before signing with the Pirates for \$2,150,000... Was ranked by both *Baseball America* (No. 44) and MLB.com (No. 43) as one of the top draft prospects in the 2019 draft... Was ranked as the No. 1 prospect in the state of Pennsylvania by *Baseball America*... His older brother Mike was drafted in the 4th round in 2018 by Cincinnati and made his major league debut with the Reds on September 22, 2022 and has since played 141 total games for the Reds and St. Louis Cardinals ... His younger brother, Jake, is an outfielder for Johns Hopkins (Division III)... All three Siani brothers are die-hard fans of the two-time Super Bowl Champion Philadelphia Eagles...

2024: Was named *Altoona's Unsung Hero*... Batted .254/.325/.368 with 13 2B, 6 3B, 5 HR, 36 RBI and 14-19 SB in 96G with Altoona... Ranked T-2nd in the Eastern League with 6 3B... Finished the season 3rd among PIT MiLB with 112 hits, was also T-6th in the organization with 16 SB... Suited up in the Arizona Fall League after the year... Batted .375 with a 1.007 OPS in 22 games in Fall League play and was named a Fall Star... Began the season at High-A Greensboro and batted .324/.402/.563 with 5 2B, 4 HR, 12 RBI, 10 BB and 9 K in 20 G... Had a career-high 4 hits on 4/18 vs. Hickory... Transferred to ALT on 5/7... Went 1-for-4 with an RBI 3B in his team debut... Swatted his first Double-A homer on 5/23 at Erie... Faced former high school teammate LHP Brenden Cellucci on 5/30 vs. Portland... Went 3-5 with a HR and 4 RBI in ALT's 10-4 W @ RIC on 6/6... 7G Hit (6/1 - 6/8): .310/.355/.414 with 1 HR, 6 RBI, 5 BB, 2-3 SB... Drove in the lone run of a 1-0 win for ALT on 7/4 vs. HBG... Scored a career-high 4 runs on 8/17 vs Bowie... 11G On-base (8/11 - 8/24): .297/.409/.378 with 1 2B, 1 3B, 3 RBI, 6 BB... Drew a season-high 3 BB on 8/27 vs NH...

2023: Made several appearances as a non-roster invitee to Pirates Spring Training... Spent the entire season with High-A Greensboro... Recorded career-highs in games (99), runs (56), 2B, (16), HR (9), RBI (48) and strikeouts (126)... Also picked up 16 stolen bases in 24 tries... Got off to a solid start batting .289/.396/.356 with 3 2B and 5 RBI in 14 April games... Knocked five of his nine home runs on the season in the month of May including in back-to-back games on May 7 at Winston-Salem and on May 10 against Jersey Shore... Bounced back from a difficult month of May and recorded a .355 on-base percentage in the last 45 games of his season...

2022: Spent the entire season with High-A Greensboro where he set career-highs in 2B (10) and SB (25)... Overcame a slow

start to the season with a solid month of June where he batted .284/.415/.418 with 3 2B, 2 HR and 7 RBI... Also drew 14 walks in 20 games in the calendar month... Was held without a hit in 7 games, but drew a walk in 5 games, before he was placed on the Development List on July 25 and worked out at Pirate City... Was activated from the Development List on August 23 and played in 15 games to wrap up the regular season with the Grasshoppers... After the season played 39 games with the Sydney Blue Sox in the Australian Winter League where he batted .291/.353/.546 with 10 2B, 1 3B, 8 HR and 29 RBI... Was teammates with fellow Pirates minor leaguers Jase Bowen, Dylan Shockey and Erny Ordaz, 6 Pirates minor leaguers suited up for Sydney during the season...

2021: Entered the season ranked by MLB.com as Pittsburgh's No. 11 prospect and finished the season ranked as No. 19... Spent the entire season with Low-A Bradenton where he aided the Marauders to a Low-A Southeast League Championship... Earned a walk of struck out in 45% of his plate appearances during the season... Spent time at all three outfield spots, making 27 appearances in LF, 21 in RF and 13 in CF with 5 starts as the Designated Hitter... Bounced back from a slow month of May to begin the season (.182 BA, 26 strikeouts in 19 games) with a solid month of June where he hit .270/.451/.541 with 3 2B, 1 3B, 5 HR and 17 RBI... Also drew 25 walks in 23 July appearances... Knocked his first career home run on June 11 against Daytona... Cooled off in 13 July games, batting just .146, before he was placed on the IL on July 15 and returned on September 7... Went 5-for-19 with 8 walks in 7 games upon his return... Combined to go 0-for-3 with a walk in 4 plate appearances in the Low-A Southeast Championship Series...

2020: Entered the season ranked by *Baseball America* as Pittsburgh's 8th-best prospect... Did not play as a result of the COVID-19 Pandemic...

2019: Was ranked the No. 4 overall prospect in the Gulf Coast League by *Baseball America*... Showcased a good eye at the plate in his professional debut, recording a .372 on-base percentage... Finished the season tied for 7th in the league in walks (26)... Spent time in left field and center field... Picked up 6 extra base hits in 133 at-bats...

CAREER STATISTICS

YR	CLUB	AVG	G	AB	R	H	2B	3B	HR	RBI	BB	SO	SB	OBP	SLG
19	GCL Pirates (Rk.)	.241	39	133	21	32	3	3	0	9	26	41	5	.372	.308
21	Bradenton (A)	.215	62	200	48	43	7	2	8	35	52	63	9	.376	.390
22	Greensboro (A+)	.201	82	284	45	57	9	0	7	28	46	121	25	.318	.306
23	Greensboro (A+)	.231	99	338	56	78	16	1	9	48	51	126	16	.337	.364
24	Greensboro (A+)	.324	20	71	17	23	5	0	4	12	10	9	2	.402	.563
	Altoona (AA)	.254	96	351	49	89	13	6	5	36	35	81	14	.325	.368
	2024 Totals (A+/AA)	.265	116	422	66	112	18	6	9	48	45	90	16	.338	.400
	MLB Totals (5 seasons)	.234	398	1377	236	322	53	12	33	168	220	441	71	.343	.362

ANTHONY SOLOMETO • PITCHER

Curve



PERSONAL

HEIGHT/WEIGHT: 6-4/203
BIRTHPLACE: Voorhees, New Jersey
BORN: December 2, 2002
ACQUIRED: 2nd Round (2021)

BATS/THROWS: Left/Left
RESIDES: Sicklerville, New Jersey
AGE: 21 (Turns 22 on December 2)
SCHOOL: Bishop Eustace (NJ) Prep School

CAREER HIGHS

IP (START): 7.0 - 5/18/23 (GBO @ ASH)
IP (RELIEF): 4.0, 2x, last - 7/15/22 (BRD vs. JUP)
RUNS ALLOWED: 4, 3x, last - 6/17/23 (ALT @ SOM)

STRIKEOUTS: 8, 2x, last - 5/6/23 (GBO @ WS)
WALKS: 6 - 5/12/23 (GBO vs. JS)
MOST HITS: 7, 2x, last - 8/31/23 (ALT @ ERI)

AWARDS & HONORS

2022 MiLB Pirates Organizational All-Star
 2023 MiLB Pirates Organizational All-Star
 2023 MiLB Awards All-MiLB Prospect Second Team
 2023 Baseball America High-A All-Star

PROSPECT RANKINGS

2022 MLB.com No. 8 / Baseball America No. 11 Pirates Prospect
 2023 MLB.com No. 4 / Baseball America No. 13 Pirates Prospect
 2024 MLB.com No. 4 / Baseball America No. 5 Pirates Prospect
 2024 MLB.com No. 82 Overall Prospect
 2025 MLB.com No. 14 / Baseball America No. 15 Pirates Prospect

CAREER HIGHLIGHTS

CAREER TRANSACTIONS: Drafted by the Pittsburgh Pirates in the 2nd round (37th Overall) in the 2021 First-Year Player Draft out of Bishop Eustace Prep School in Pennsauken, NJ... Signed on July 20, 2021 for a bonus of \$2.8 million...

CURVE CUTS: Anthony Epifanio Solometo... Last name pronounced "saul-o-MEET-o"... Does everything in life right-handed except for... Because of his unorthodox delivery has earned comparisons to LHP Madison Bumgarner and LHP Mackenzie Gore... Attended Gloucester Catholic HS as a freshman and sophomore before transferring to powerhouse Bishop Eustace Prep for his final two seasons... Recent Bishop Eustace alumni include RHP Zac Gallen, RHP Tyler Phillips and RHP Devin Smeltzer... Committed to the University of North Carolina after his freshman year of high school... Was rated as the 17th-best player in the 2021 MLB Draft by MLB Pipeline (28th by Baseball America)... Was rated by Baseball America as having the fourth-best "Breaking Ball"... And having the fifth-best "Control" among high school players in the 2021 draft... First identified as a fan of the Pittsburgh Steelers after the team beat the Seattle Seahawks in Super Bowl XL (wore No. 32 in high school as a fan of Steelers Hall-of-Famer Franco Harris), now roots for the Philadelphia Eagles... Started working out at Tread Athletics, a pitching development complex in Charlotte, NC that has worked with Pirates RHP Mitch Keller in the '22-23 off-season where he dropped his playing weight from 220 to 195... Lists his favorite player growing up as LHP Cole Hamels... Has a dog named Buggy... Told Young Bucs in August of 2023 that Dick Vitale is the most famous contact in his phone... Tried Salami for the first time while eating a slice of Altoona style pizza at PNC Field in 2023... Is a die-hard fan of the two-time Super Bowl Champion Philadelphia Eagles...

2024: Spent the majority of his season with Altoona, going 1-7 with a 5.98 ERA in 20 games, 17 starts... Walked 39 batters in 70.1 total innings, totaled 39 walks in 110.1 IP in 2023... Was a non-roster invite to Pittsburgh Pirates Spring Training... Was named to the Pirates Spring Breakout roster but did not play due to illness... Changed Number from #45 to #35 on 4/25... Walked 15 batters in his first 19.0 IP of the season before finally tossing a walkless outing on May 5 at Harrisburg... Placed on the Development List on 6/20 and transferred to Florida to get back on track... Transferred back to ALT on 8/8... Tossed 6.0 scoreless innings on 8/31 vs. New Hampshire, first scoreless start of 5.0+ with Altoona since 7/1/23 (30 apps) vs Harrisburg (5.0 IP, 1 H, 0 R, 1 BB, 5 K)... Allowed a career-high 9 hits on 9/13 vs Richmond...

2023: Finished the season 7th among PIT MiLB with 118 strikeouts... Also finished 8th in IP (110.1), 3rd in WHIP (min. 50.0 IP) with a 1.19 mark, 5th in ERA (3.26) and 11th in BB% (8.6%)... Made his High-A debut on April 7 as the Opening Day starter for the Greensboro Grasshoppers, tossing 4.0 innings with 5 strikeouts... Struck out a career-high eight batters on April 19 vs. Greenville... Matched career-high with eight strikeouts on May 6 at Winston-Salem... Walked a career-high six batters on May 12 vs. Jersey Shore... Tossed a career-long 7.0 innings on May 18 at Asheville... Earned first High-A win on May 24, tossing 6.0 shutout innings with five strikeouts vs. Bowling Green... Allowed just one unearned run across 22.0 innings in his last four starts at High-A... Made his Double-A debut on 6/17 @ Somerset, struck out 7 and took the loss... Was the Eastern League's young best pitcher at 20 years, 6 months, and 15 days when he made his debut... Became the 13th player in franchise history to suit up for the Curve under the age of 21 and slotted in as the 5th-youngest player in the team's history when he joined the club on June 17... Tossed 14.0 consecutive scoreless innings from the final inning

of his team debut through 3 innings on 7/6 vs. Erie... Pitched 1.2 innings on 7/15 at NH (3 H, 3 R, 2 BB, 2 K, 1 HR on 39 pitches; 21 strikes) before rain suspended and eventually cancelled the game... Placed on Development List on 8/8 to manage his inning count for the year, activated on 8/13... Reached innings limit after start vs. Harrisburg on 9/6 and finished the season on Altoona's Development List... Threw the third-most innings by a pitcher age 20 or younger at the Double-A level this season (50.1) and walked just 6.5% of batters he's faced. He was one of 14 pitchers to reach Double-A at age 20 or younger this season...

2022: Spent the entire season with Single-A Bradenton... Made 13 appearances with eight starts... Tossed 4.0 innings in relief of Bradenton's combined no-hitter on 6/7, a game started by rehabbing Curve RHP Quinn Priester and caught by C Henry Davis... Posted a 1.42 ERA (9.0ip/3er) in five relief appearances and a 3.45 ERA (28.2ip/11er) in eight starts... Recorded a 1.42 ERA (25.1ip/4er), 0.87 WHIP and .148 batting average against in his last six appearances (four starts)... Was named an MiLB Organization All-Star after the season

2021: Did not pitch in 2021 after signing on July 20...

HIGH SCHOOL: Went 4-0 with one save, a 0.21 ERA, 64 strikeouts and five walks in 32.2 innings as a senior at Bishop Eustace Preparatory School, located an hour and 10 minutes southwest of Bridgewater, NJ where the Somerset Patriots play... Struck out 11 batters in a 5.0 inning no-hitter on 5/1/21 against Don Bosco Preparatory High School... Struck out 11 batters while tossing a 7.0 inning complete game on 4/23/21 against Ocean City while losing his bid for a no-hitter with two outs in the seventh inning... Struck out 14 batters while tossing 7.0 innings of no-hit ball in a 1-0, 10-inning win against Cherry Hill West High School on 5/7/21



CAREER STATISTICS

YR	CLUB	W-L	ERA	G	GS	CG	SHO	SV	IP	H	R	ER	HR	BB	SO
22	Bradenton (A)	5-1	2.64	13	8	0	0	0	47.2	31	16	14	0	19	51
23	Greensboro (A+)	2-3	2.30	12	12	0	0	0	58.2	43	17	15	2	25	68
	Altoona (AA)	2-4	4.35	12	0	0	0	0	51.2	49	27	25	6	14	50
	2023 Totals (A+/AA)	4-7	3.26	24	24	0	0	0	110.1	92	44	40	8	39	118
24	FCL Pirates (Rk.)	0-0	0.00	1	1	0	0	0	3.0	2	0	0	0	1	1
	Bradenton (A-)	0-1	3.12	2	2	0	0	0	8.2	6	3	3	1	3	4
	Altoona (AA)	1-7	5.98	20	17	0	0	0	58.2	60	41	39	7	35	46
	2024 Totals (Rk/A/AA)	1-8	5.37	23	20	0	0	0	70.1	68	44	42	8	39	53
	MiLB Totals (3 seasons)	10-16	3.78	60	52	0	0	0	228.1	191	104	96	16	97	222



PERSONAL

HEIGHT/WEIGHT: 6-1/176
BIRTHPLACE: Woodland Hills, CA
BORN: October 2, 2000
ACQUIRED: 8th Round (2021)

BATS/THROWS: Switch/Right
RESIDES: Woodland Hills, CA
AGE: 24 (Turns 25 on October 2)
SCHOOL: University of California

CAREER HIGHS

IP (START): 7.0 - 6x, 5/16/24 (ALT @ AKR)
IP (RELIEF): 5.0 - 7/6/22 (GBO vs. GVL)
RUNS ALLOWED: 7- 2x, last 6/22/23 (ALT vs BOW)

STRIKEOUTS: 11 - 5/31/22 (GBO vs. WIL)
WALKS: 3, 6x, last - 6/2/24 (ALT vs. POR)
MOST HITS: 10 - 5/19/22 (GBO vs. BG)

CAREER HIGHLIGHTS

CAREER TRANSACTIONS: Drafted by the Pittsburgh Pirates in the 8th round (223rd Overall) in the 2021 First-Year Player Draft out of the University of California... Signed on July 16, 2021 for a bonus of \$175,000...

CURVE CUTS: Sean William Sullivan... Graduated at Chaminade College Preparatory (West Hills, Calif.) where he was a Four-year letter winner... Named to the CIF Southern Section All-Mission League Team... Two-time (2017, 2018) Rawlings/Perfect Game Preseason All-American High Honorable Mention... Also a 2018 All-California Region Second Team honorable... Tossed 52 innings & went 9-3 with a 1.52 ERA, .204 batting average against & 69 strikeouts as a senior... Also played for Garciaparra Baseball Group... Pitched in the quarterfinals and finals of the USA Baseball National High School Invitational in Cary, N.C. in 2016... Has one brother, Thomas Sullivan... Thomas is an actor and has made appearances in Echo (Hulu) The Mandalorian (Disney+), The Irishman (Netflix), Chicago P.D. and Marvel's Agents of S.H.I.E.L.D. (ABV)... Hobbies include collecting baseball gloves

2024: Spent the entire season with Altoona and ranked 4th on club in IP (72.2) despite making his final appearance of the season on June 26... Named to Altoona's Opening Day roster... Recorded a 1.20 ERA (2 ER / 15.0 IP) across 3 starts from April 18 - May 2, ranked 4th in the EL (8th among Double-A pitchers) in ERA and 6th in WHIP (0.93)... Picked up his 2nd career save to finish a 7-inning game on 5/12 vs. Somerset... Matched his career-high with 7.0 scoreless innings on 5/16 at AKR... Allowed 2 runs or fewer in 19-of-34 starts with Altoona... Tossed 18.0 consecutive scoreless innings (5/7 - 5/28) 8 H, 6 BB, 13 K, longest by a Curve pitcher since Roansy Contreras tossed 18.2 scoreless to begin the 2021 season... His 2.96 ERA ranked 10th in the Eastern League at the end of May... Placed on 7-Day IL with right shoulder soreness on June 28 and missed the rest of the season...

2023: Named to Altoona's Opening Day roster... Finished the season ranked 6th in the Eastern League in ERA (3.88), also ranked 8th in batting average against (.245), 12th in innings pitched, (113.2) and 6th in WHIP (1.27)... Allowed 2 runs or fewer in 13-of-21 starts... Made his Double-A debut on 4/15 at Erie, tossing 2.1 scoreless innings before hitting his pitch limit... Tossed 14.1 consecutive scoreless innings to begin his Double-A career, longest by a Curve pitcher since Roansy Contreras threw 18.2 IP to start the 2021 season... Matched his career-long outing with 6.0 innings of 2-run ball against Akron on May 11... Did so again in his next outing on 5/17 at Bowie, retiring 15-of-16 batters to begin his start... Tossed a career-high 7.0 innings on 5/23 vs. Hartford, took a no-decision after leaving with a 3-0 deficit and Altoona rallied for 6 runs in the 8th in a 6-3 win... Shaved his head on 5/31 in solidarity with cancer survivors at Altoona's Game of Hope... Placed on 7-Day IL on 6/9 (retro 6/8) with a calf injury, activated on 6/16... Matched his career-high with 7 runs allowed (4 earned) on 6/22 vs. Bowie... Made his first appearance post-All Star break in a one-inning relief outing on July 18 vs. Reading... Tossed his first career complete game as a professional in a 7-inning affair with Erie on 8/9 in the first of a doubleheader, first CG by a Curve pitcher since Trey McGough in 2021 (5.0 IP) and first 7-inning CG since Domingo Robles in 2019... Struck out a season-high 9 batters on 9/7 vs. Harrisburg, allowed only 4 1B's in the victory...

Bounced back from a bumpy month of July (8.37 ERA), going 6-0 with a 2.82 ERA (14 ER / 44.2 IP) in his last 8G (6 ST) 37 batters and walked just 14 while holding opponents to a .227 average against... Altoona earned a win in each of his final 8 appearances of the season after August 1...

2022: Spent the entire season with High-A Greensboro... Made 20 appearances with 15 starts, going 2-5 with a 4.68 ERA in 75.0 innings... Made his professional debut on 4/13 at Winston-Salem, allowing one unearned run on three hits in 3.0 innings... Struck out career-high 11 batters on 5/31 vs. Wilmington, allowing four runs on four hits in 5.0 innings... Picked up five or more strikeouts in 5 appearances during the season... Tossed season-long 6.0 shutout innings on 6/18 vs. Hudson Valley... Matched the feat on 6/30 at Hickory with 6.0 shutout frames...

2021: Drafted by the Pirates and signed on July 16... Did not pitch...

COLLEGE: Started for three seasons at the University of California... Went 4-5 with a 3.68 ERA (78.1ip/32er) and 75 strikeouts in 15 starts as a junior in 2021... Was a 2021 All-Pac 12 honorable mention... Homered in his only at-bat of his collegiate career on 3/17/19 vs. USC... Was a two-time (2017 and 2018) Rawlings/Perfect Game pre-season All-American honorable mention... Posted a 2.08 ERA with 48 strikeouts in 43.1 innings of work for the Cotuit Kettleers in the Cape Cod League in the summer of 2019; also posted a 2-0 record in the Cape Cod League playoffs... Was rated as the 138th-best player by Baseball America and 212th by MLB Pipeline in the 2021 draft



CAREER STATISTICS

YR	CLUB	W-L	ERA	G	GS	CG	SHO	SV	IP	H	R	ER	HR	BB	SO
22	Greensboro (A+)	2-5	4.68	20	15	0	0	1	75.0	75	46	39	16	27	84
23	Altoona (AA)	8-4	3.88	24	21	1	0	0	113.2	106	53	49	13	38	97
24	Altoona (AA)	2-5	3.84	15	13	0	0	1	72.2	72	34	31	6	22	57
MiLB Totals (3 seasons)		12-14	4.10	59	49	0	0	2	261.1	255	133	119	35	87	238



PERSONAL

HEIGHT/WEIGHT: 6-3/239

BIRTHPLACE: Bonao, D.R.

BORN: June 29, 1998

ACQUIRED: Minor League Free Agent (2024)

BATS/THROWS: Left/Right

RESIDES: Bonao, D.R.

AGE: 26 (Turns 27 on December 14)

SCHOOL: N/A

CAREER HIGHS

HITS: 4, 2x, last - 8/20/24 (IE vs. VIS)

RUNS: 3 - 7/31/24 (IE @ MOD)

HOME RUNS: 2, 4x, last - 7/31/24 (IE @ MOD)

RBI: 5, 4x, last - 8/28/24 (IE @ STK)

STOLEN BASES: 1, several times

HITTING STREAK: 11 games, 5/28 - 6/11/24

CAREER HIGHLIGHTS

CAREER TRANSACTIONS: Signed with the Los Angeles Dodgers as an International Free Agent on July 2, 2017... Granted Free Agency following the 2023 season... Signed with the Los Angeles Angels on May 1, 2024... Signed with the Pittsburgh Pirates on November 19, 2024...

CURVE CUTS: Imanol Vargas... Spent six seasons in the Los Angeles Dodgers system after signing with them as an International Free Agent on July 2, 2017...

2024: Spent the entire season at High-A Inland Empire in the Angels system... Led all Angels farmhands in RBI and doubles, while also ranking among leaders in extra-base hits (47, 2nd), runs (T-2nd), total bases (189, 3rd), home runs (T-4th), OPS (.827, 5th), walks (T-5th), slugging (.6th), hits (7th) and average (10th)... Also led the California League in doubles and extra-base hits, while also ranking among league leaders in home runs (T-2nd), RBI (T-2nd), slugging (3rd), OPS (4th), total bases (6th), hits (7th), runs (T-7th) and walks (T-10th)... Swatted eight home runs in 22 July games, recording a .584 slugging percentage during the calendar month...

2023: Spent the entire season with Double-A Tulsa in the Dodgers system... Ranked among all Dodgers farmhands in RBI (T-2nd), doubles (T-2nd), home runs (3rd), extra-base hits (51, 3rd), walks (4th), total bases (207, 4th), hits (6th) and runs (T-9th)... Also ranked among Texas League leaders in extra-base hits (2nd), doubles (T-3rd), RBI (4th), walks (4th), home runs (T-5th) and total bases (9th)... Was named the Texas League Player of the Week for the week of 5/29-6/4... After the season played four games with Gigantes Del Cibao in the Dominican Winter League, playing in four games... Suited up with 2022 Curve RHP Enmanuel Mejia, 2021-23 RHP Noe Toribio and 2024 Curve OF Yoyner Fajardo for Gigantes...

2022: Was named a Midwest League post-season All-Star... Ranked among all Dodgers farmhands in walks (5th) and OBP (10th)... Also led the Midwest League in OBP, tied for the league lead in OPS (.871) and ranked among league leaders in walks (2nd), total bases (178, 4th), slugging (7th), average (8th), home runs (T-8th), hits (T-8th), RBI (T-9th), runs (T-9th) and extra-base hits (39, T-9th)...

2021: 17 home runs were tied for 3rd-most in Low-A West...

CAREER STATISTICS

YR	CLUB	AVG	G	AB	R	H	2B	3B	HR	RBI	BB	SO	SB	OBP	SLG
17	DSL Angels (Rk.)	.211	25	71	15	15	5	0	2	11	16	25	2	.371	.366
18	DSL Angels (Rk.)	.264	62	201	28	53	9	3	4	39	52	50	10	.416	.398
19	ACL Angels (Rk.)	.290	47	155	37	45	9	2	9	25	28	50	4	.405	.548
	Ogden (Rk.)	.260	8	20	5	5	2	1	1	3	2	11	0	.318	.600
	2019 Totals (Rk.)	.286	55	175	42	50	11	3	10	28	30	61	4	.396	.554
21	Rancho Cucamonga (A)	.246	72	264	42	65	11	4	17	55	36	95	2	.339	.511
22	Great Lakes (A+)	.268	116	381	65	102	20	1	18	63	80	145	5	.404	.467
23	Tulsa (AA)	.251	125	447	69	112	29	0	22	90	76	174	0	.357	.463
24	Inland Empire (A+)	.275	101	408	75	112	31	2	14	72	58	123	1	.364	.463
	MilB Totals (7 seasons)	.261	556	1947	336	509	116	13	87	358	348	673	24	.376	.468



PERSONAL

HEIGHT/WEIGHT: 6-2/226
BIRTHPLACE: Las Vegas, NV
BORN: December 31, 2002
ACQUIRED: Comp Round - B (2021)

BATS/THROWS: Right/Right
RESIDES: Port Charlotte, FL
AGE: 22 (Turns 23 on December 31)
SCHOOL: Malvern Prep (PA)

CAREER HIGHS

HITS: 3, 3x, last - 6/16/24 (GBO @ WS)
RUNS: 3, 2x, last - 6/28/24 (GBO @ JS)
HOME RUNS: 1, several times

RBI: 6 - 5/30/24 (GBO @ ASH)
STOLEN BASES: 2 - 9/8/24 (GBO vs BG)
HITTING STREAK: 5 games, 4/6 - 4/12/24

PROSPECT RANKINGS

2022 Baseball America No. 14 / MLB.com No. 15 Pirates Prospect
 2023 Baseball America No. 29 / MLB.com No. 14 Pirates Prospect
 2024 Baseball America No. 17 / MLB.com No. 19 Pirates Prospect

CAREER HIGHLIGHTS

CAREER TRANSACTIONS: Drafted by the Pittsburgh Pirates in the Competitive Balance Round B (64th overall) of the 2021 First Year Player Draft out of Malvern Prep (PA)... Signed on July 26, 2021...

CURVE CUTS: Lonnie Edward White Jr. (Lonnie)... A three sport athlete in high school (baseball, basketball, football) at Malvern Prep in the Philadelphia suburbs... Committed to play baseball at Clemson before decommitting and committing to play baseball (outfield) and football (wide receiver) at Penn State... Signed for a bonus of \$1,500,000... Part of a 2021 draft class that saw the Pirates draft Henry Davis first overall, where he signed under slot, allowing them to go over slot to draft and sign Bubba Chandler, Anthony Solometo and White Jr... Was ranked by Baseball America as the No. 32 prospect in the 2021 draft... Was considered one of the fastest players in the 2021 draft and one of the top power prospects... Notable Malvern Prep alumni include former Pirates infielder Phil Gosselin and former Padres catcher Ben Davis, Davis now works as an analyst on NBC Philadelphia calling Phillies games... High School teammate Billy Corcoran played four seasons at Pitt and is now in the Diamondbacks farm system, reaching Double-A in 2024... High School teammate Chris Newell played four seasons at the University of Virginia and was a 13th round selection in 2022 by the Dodgers, he reached Double-A for 27 appearances in 2024...

2024: Spent the entire season with High-A Greensboro... Struck out in 34% of his plate appearances, but recorded a career-best 14 home runs...

2023: Suffered an injured thumb during spring training and underwent surgery, returned to the FCL in early June... Recorded a 1.018 OPS with 18 extra base hits with Bradenton in the month of Au-

gust... Played all three outfield spots for Bradenton, mostly in center field...

2022: Limited to just two games in July because of elbow, hamstring and hip injuries...

2021: Made his professional debut in the FCL and played in nine games...



CAREER STATISTICS

YR	CLUB	AVG	G	AB	R	H	2B	3B	HR	RBI	BB	SO	SB	OBP	SLG
21	FCL Pirates (Rk.)	.258	9	31	6	8	2	0	2	5	2	14	0	.303	.516
22	FCL Pirates (Rk.)	.286	2	7	1	2	1	0	1	3	0	3	0	.286	.857
23	FCL Pirates (Rk.)	.317	17	63	13	20	5	0	1	10	11	19	6	.434	.444
	Bradenton (A)	.259	44	162	36	42	11	1	8	30	32	56	12	.395	.488
	2023 Totals (Rk./A)	.276	61	225	49	62	16	1	9	40	43	75	18	.406	.476
24	Greensboro (A+)	.167	89	324	46	54	10	2	14	44	36	129	15	.275	.340
	MLB Totals (4 seasons)	.215	161	587	102	126	29	3	26	92	81	221	33	.329	.407



PERSONAL

HEIGHT/WEIGHT: 6-1/193
BIRTHPLACE: Seattle, Washington
BORN: July 6, 1998
ACQUIRED: 16th Round (2019)

BATS/THROWS: Right/Right
RESIDES: Seattle, Washington
AGE: 26 (Turns 27 on July 6)
SCHOOL: University of Minnesota

CAREER HIGHS

HITS: 4 - 7/24/22 (GBO vs. HIC)
RUNS: 4 - 8/29/21 (GBO @ ASH)
HOME RUNS: 1, several times

RBI: 5, 2x, last - 5/24/23 (GBO vs. BG)
STOLEN BASES: 1, 8x, last 8/31/24 (ALT vs NH)
HITTING STREAK: 9 gms, 2x, last - 8/19 - 9/14/23

CAREER HIGHLIGHTS

CAREER TRANSACTIONS: Drafted by the Pittsburgh Pirates in the 16th round (484th) overall in the 2019 First Year Player Draft out of the University of Minnesota... Signed on June 12, 2019 for a bonus of \$125,000...

CURVE CUTS: Elijah Nathan Wilson... Resides in Seattle, WA... Ran cross country in high school and played shortstop on the diamond at Garfield HS... Moved to catcher at Univ. of Minnesota... His father, Dan Wilson, was selected seventh overall by the Reds in the 1990 MLB Draft and played 14 major league seasons with Cincinnati and Seattle as a catcher, he now is the Manager of the Seattle Mariners taking over on August 22, 2024 for Scott Servais... Was recruited out of Garfield HS by the same two Minnesota coaches — HC John Anderson and longtime assistant, the since-retired Rob Fornasiere — who had recruited Dan out of Barrington, Ill., more than three decades earlier... Batted .294 (63-for-214) with 15 doubles, two triples, five home runs and 29 RBI in 55 games as a junior in 2019... Was an All-Big Ten first-team selection in 2019 and led Minnesota to their first-ever Super Regional berth, falling to eventual champion Oregon State who had future No.1 overall selection Adley Rutschman behind the plate... Received the Richard "Chief" Siebert Memorial MVP Award voted on by his teammates... Was drafted in the 37th round in 2016 by the Seattle Mariners out of High School but did not sign...

2024: Split the season between Altoona and Indianapolis... Batted .164/.240/.313 with 1 2B, 3 HR, 6 RBI and 3-4 SB in 25G with Altoona... Opened the season at Triple-A Indianapolis and went 2-for-7 with 1 HR and 2 RBI in 4G... Transferred to ALT on 5/8... Placed on 7-Day IL on 5/19 (hamstring)... Activated on 6/25 after rehab with Low-A Bradenton... Pitched a scoreless inning in relief on 8/10 at Portland, his first career appearance on the mound... Placed on Development List on 8/15... Activated on 8/22... Hit a 2R HR in the season finale against Richmond on 9/15.

2023: Opened the season in High-A Greensboro, playing in 37 games and batting .230/.353/.416 with 7 2B, 1 3B, 4 HR, and 20 RBI... Caught in 33 of 37 games played in

Greensboro, throwing out 17 of 56 runners stealing (30%) and committing three errors with two passed balls... Played in two games at 3B... Promoted to Altoona on 7/28 when both Dylan Shockley and Abraham Gutierrez were placed on IL... Knocked his first HR on 8/19 at BOW... Batted .351/.421/.778 with 1 2B, 3 HR and 7 RBI in his final 10 games of the season... Played in 18 G with Altoona and batted .262 (16-for-61)...

2022: Spent entire season with High-A Greensboro, where he was managed by Callix Crabbe and split time with Henry Davis, Endy Rodriguez, and Abraham Gutierrez behind the plate... Batted .233/.315/.373 in 59 games with 5 2B, 2 3B, a career-high 6 HR and 24 RBI... Caught in 23 games, where he threw out 11 of 35 runners stealing (31%)... Made professional debut at 3B on April 10, playing 22 games at the hot corner due to team's catching depth...

2021: Split the season between Low-A Bradenton and High-A Greensboro, played one game at Triple-A Indianapolis at the end of the year... Opened the season in Bradenton as backup to Endy Rodriguez, playing in 39 games... Batted a career-best .328/.480/.474 in 39 games with 8 2B, 3 HR, 22 RBI, and 31 BB with Bradenton... Promoted to High-A Greensboro on August 1 and split time with Blake Sabol... Batted .203/.299/.373 in 16 games with 3 2B, 2 3B, 1 HR, and 8 RBI with the Grasshoppers... Caught the final game of the season for Triple-A Indianapolis...

2019: Played in 44 games for Bristol after signing on June 12... Hit .234 with 34 hits, 7 doubles, 4 home runs, and 20 RBI...

CAREER STATISTICS

YR	CLUB	AVG	G	AB	R	H	2B	3B	HR	RBI	BB	SO	SB	OBP	SLG
19	Bristol (Rk.)	.234	44	145	31	34	7	0	4	20	23	30	1	.356	.366
21	Bradenton (A)	.328	39	116	23	38	8	0	3	22	31	38	0	.480	.474
	Greensboro (A+)	.203	16	59	12	12	3	2	1	8	5	21	0	.299	.373
	Indianapolis (AAA)	.333	1	3	0	1	1	0	0	1	1	1	0	.500	.667
	2021 Totals (A/A+/AAA)	.287	56	178	35	51	12	2	4	31	37	60	0	.426	.444
22	Greensboro (A+)	.233	59	193	31	45	5	2	6	24	18	56	1	.315	.373
23	Greensboro (A+)	.230	37	113	17	26	7	1	4	20	19	20	2	.353	.416
	Altoona (AA)	.262	18	61	8	16	2	0	3	7	3	12	1	.297	.443
	2023 Totals (A/A+/AA)	.241	55	174	25	42	9	1	7	27	22	32	3	.335	.425
24	Bradenton (A)	.200	4	10	0	2	0	0	0	2	2	5	0	.308	.200
	Altoona (AA)	.164	25	67	7	11	1	0	3	6	7	20	3	.240	.313
	Indianapolis (AAA)	.286	4	7	1	2	1	0	1	1	0	2	0	.286	.857
	2024 Totals (A/AA/AAA)	.179	33	84	8	15	2	0	4	9	9	27	3	.253	.345
	MilB Totals (5 seasons)	.242	247	774	130	187	35	5	25	111	109	205	8	.348	.397



PERSONAL

HEIGHT/WEIGHT: 6-3/208
BIRTHPLACE: Macon, GA
BORN: February 1, 2002
ACQUIRED: 7th Round (2023)

BATS/THROWS: Left/Left
RESIDES: Warner Robins, GA
AGE: 23
SCHOOL: University of Georgia

CAREER HIGHS

IP (START): 3.0 - 7/12/24 (ALT vs. BOW)
IP (RELIEF): 3.0, 3x, last - 8/31/24 (ALT vs. NH)
RUNS ALLOWED: 4, 2x, last - 8/4/24 (ALT vs RIC)

STRIKEOUTS: 4, 5x, last - 8/17/24 (ALT vs BOW)
WALKS: 3, 2x, last - 8/14/24 (ALT vs BOW)
MOST HITS: 6 - 8/4/24 (ALT vs RIC)

CAREER HIGHLIGHTS

CAREER TRANSACTIONS: Drafted by the Pittsburgh Pirates in the 7th Round (197th overall) in the 2023 First-Year Player Draft out of the University of Georgia... Signed on July 18, 2023...

CURVE CUTS: Jaden Chance Woods... Signed with the Pirates for a bonus of \$271,300... Born in Macon, GA, raised in Alpharetta, GA and moved to Warner Robins, GA when he was in 8th grade... Went 3-3 with a 5.77 ERA (48.1ip/31er) and 62 strikeouts in 10 appearances (10 starts) in 2023 with the University of Georgia... Struck out a career-high-tying 11 batters in 7.0 innings against No. 14 South Carolina on March 18, 2023 (also punched out 11 Princeton hitters over 4.2 innings of work in a February 24, 2023 victory)... Earned an invitation to the USA Baseball Collegiate National Team summer training camp following the 2022 season... Posted a 9-2 record and a 1.18 ERA in 58.0 innings of work during his junior season at Houston County (GA) High School in 2019... Earned a degree in Sport Management in just three years, an area that his parents harped on while he was growing up; to be a good student... Told Andrew Destin of the Pittsburgh Post-Gazette that he didn't begin playing baseball until he was in 8th grade after he moved to Warner Robins, GA and they didn't have a lacrosse team he could join so he had to find a new sport to play. Played football, basketball, soccer and baseball and liked baseball the most and stuck with it... Was convinced by a friend of his, Jeremy White, to pick up a baseball after noticing how strong his arm was playing quarterback... Began playing travel ball as a sophomore in high school and earned a scholarship offer from Georgia State where he was committed to until his junior year when he committed to Georgia...

2024: Went 3-3 with a 4.93 ERA in 20 games, 1 start with the Curve... Struck out 43 batters in 34.2 IP with the Curve... Ranked 7th among Eastern League relievers in strikeouts (42) from his debut on June 21 through the end of the season... Assigned to High-A Greensboro to begin the season... Went 1-0 with a 2.13 ERA, 1 save

in 20G... In 25.1 IP, allowed 20 H, 11 BB, 31 K... Unscored upon in 14-of-20 outings for the Grasshoppers... Allowed just 1 earned run in 5 outings in the month of June (6.0 IP, 2 H, 1 R, 2 BB, 3 K)... Assigned to ALT on 6/21... Started a bullpen day on 7/12 vs BOW and allowed 1 R (0 ER), on 3 H, 0 BB, 1 K... Set down 5 straight hitters with 4 K's (including the 9th in order) to slam the door on a 3-1 win at Erie... Struck out 15 batters in 9.2 IP in the month of July, 10th-most among Eastern League relievers in the calendar month... Picked up a 3-inning save on 8/31 vs. NH (1-0), combined on a 4-hit SHO with Anthony Solometo... Finished the season with 4 consecutive scoreless outings, covering 7.2 IP...

2023: Made his professional debut with Low-A Bradenton, allowed just 5 runs in 14.1 IP (3.14 ERA) with 21 K's...



CAREER STATISTICS

YR	CLUB	W-L	ERA	G	GS	CG	SHO	SV	IP	H	R	ER	HR	BB	SO
23	Bradenton (A)	0-1	3.14	10	0	0	0	0	14.1	10	5	5	0	3	21
24	Greensboro (A+)	1-0	2.13	20	0	0	0	1	25.1	20	7	6	2	11	31
	Altoona (AA)	3-3	4.93	20	1	0	0	3	34.2	34	21	19	3	17	43
	2024 Totals (A+/AA)	4-3	3.75	40	1	0	0	4	60.0	54	28	25	5	28	74
	MLB Totals (2 seasons)	4-4	3.63	50	1	0	0	4	74.1	64	33	30	5	31	95



HISTORY/RECORDS



YEAR-BY-YEAR RECORDS

YEAR	W-L (1st/2nd)	PCT	HOME	AWAY	PLACE	GB	MANAGER
1999	67-73	.479	33-36	34-37	6th	13.0	Marty Brown
2000	74-68	.521	39-32	35-36	4th	11.0	Marty Brown
2001	63-79	.444	38-34	25-45	5th	21.0	Dale Sveum
2002	72-69	.511	42-29	30-40	4th	21.0	Dale Sveum
2003	78-63	.553	38-31	40-32	2nd	10.0	Dale Sveum
2004	85-56	.603	46-23	39-33	1st	+5.5	Tony Beasley
2005	76-66	.535	40-32	36-34	2nd	8.0	Tony Beasley
2006	75-64	.540	43-27	32-37	2nd	10.5	Tim Leiper
2007	73-68	.518	39-33	34-35	3rd	8.5	Tim Leiper
2008	65-77	.458	33-38	32-39	5th	19.0	Tim Leiper
2009	62-80	.437	31-40	31-40	6th	27.0	Matt Walbeck
2010	82-60	.577	41-30	41-30	1st	+5.0	Matt Walbeck
2011	64-77	.454	34-38	30-39	6th	15.5	P.J. Forbes
2012	72-70	.507	44-27	28-43	3rd	10.5	P.J. Forbes
2013	63-79	.444	33-38	30-41	6th	14.0	Carlos Garcia
2014	61-81	.429	34-36	27-45	5th	18.0	Carlos Garcia
2015	74-68	.521	40-32	34-36	2nd	5.0	Tom Prince
2016	76-64	.543	43-25	33-39	2nd	0.5	Joey Cora
2017	74-66	.529	40-30	34-36	1st	+2.0	Michael Ryan
2018	78-60	.565	40-29	38-31	1st	+1.0	Michael Ryan
2019	69-71 (36-32/33-39)	.493	39-32	30-39	4th (2nd/4th)	9.0 (5.0/13.0)	Michael Ryan
2020			-No Season due to COVID-19 -				Dave Turgeon
2021	58-59	.496	28-30	38-29	5th	14.0	Miguel Perez
2022	71-66 (33-36/38-30)	.518	37-31	34-35	3rd	8.5	Kieran Mattison
2023	67-68 (34-34/67-68)	.496	39-30	28-38	3rd	7.0	Callix Crabbe
2024	62-76 (29-40/33-36)	.449	36-32	26-44	6th	18.0	Robby Hammock
ALL-TIME	1,761-1,728	.504	950-795	819-933			

Bold indicates years that Altoona made the E.L. Playoffs

ALL-TIME REGULAR SEASON RECORD VS. OPPONENTS

TEAM	OVERALL	HOME	AWAY	TEAM	OVERALL	HOME	AWAY
Akron	241-285 (.458)	137-141 (.487)	104-144 (.419)	New Britain^	65-53 (.551)	34-22 (.607)	31-31 (.500)
Binghamton	120-94 (.560)	61-45 (.574)	59-49 (.546)	New Hampshire	65-57 (.532)	37-29 (.560)	28-28 (.500)
Bowie	201-217 (.481)	100-103 (.492)	101-114 (.469)	New Haven#	18-17 (.514)	10-8 (.556)	8-9 (.471)
Connecticut%	41-36 (.532)	17-17 (.500)	24-19 (.558)	Portland	69-75 (.479)	39-33 (.541)	30-42 (.416)
Erie	263-248 (.514)	122-120 (.504)	141-128 (.524)*	Reading	157-168 (.483)	88-77 (.533)	69-91 (.431)*
Harrisburg	243-216 (.529)	140-86 (.619)	103-130 (.442)	Richmond	151-120 (.557)	89-53 (.626)	62-67 (.480)
Hartford	23-20 (.534)	11-6 (.647)	12-14 (.461)^	Somerset&	11-22 (.333)	7-11 (.388)	4-11 (.266)
				Trenton	93-100 (.482)	57-44 (.564)	36-56 (.391)

* Includes 0-1 record at PNC Park in Pittsburgh, June 26, 2004 (considered Curve road game) and

0-1 record at Citizens Bank Park in Philadelphia, June 12, 2006

The New Haven Ravens moved to Manchester, N.H. following the 2003 season

% The Connecticut Defenders moved to Richmond, Va. following the 2009 season

^ The New Britain Rock Cats moved to Hartford, Conn. following the 2015 season

^^ The Curve went 0-3 in three "road" games against Hartford in Altoona during the 2016 season

& The Somerset Patriots replaced Trenton as the New York Yankees affiliate prior to the 2021 season

ALL-TIME MONTH-BY-MONTH RECORDS

Year	April	May	June	July	August	September	Final Record
1999	9-11	15-16	18-11	14-14	9-18	2-3	67-73
2000	8-14	14-15	18-11	15-14	18-11	1-3	74-68
2001	10-15	11-17	10-17	17-11	13-17	2-2	63-79
2002	12-12	18-12	13-13	15-15	12-17	2-0	72-69
2003	12-12	15-14	19-9	14-14	18-13	0-1	78-63
2004	11-10	17-12	20-9	14-11	19-11	4-3	85-56
2005	10-9	16-13	17-13	14-14	15-16	4-1	76-66
2006	15-8	18-12	13-12	15-12	14-17	0-3	75-64
2007	9-11	14-16	17-11	16-12	15-16	2-2	73-68
2008	10-15	11-17	14-14	16-15	13-16	1-0	65-77
2009	6-14	9-20	12-17	15-14	18-10	2-5	62-80
2010	14-6	19-12	17-10	10-19	20-9	2-4	82-60
2011	10-11	17-13	7-20	12-17	17-12	1-4	64-77
2012	8-14	16-14	14-13	16-13	15-16	3-0	72-70
2013	11-14	10-20	15-12	15-11	11-21	1-1	63-79
2014	10-12	10-23	9-18	18-13	13-15	1-0	61-81
2015	12-6	16-14	14-15	15-15	14-14	3-4	74-68
2016	9-13	19-9	16-12	14-15	16-12	2-3	76-64
2017	13-9	15-13	12-15	15-14	16-14	3-1	74-66
2018	11-10	14-14	16-11	15-13	20-11	2-1	78-60
2019	12-12	12-16	19-9	11-16	15-16	0-2	69-71
2020			-No Season Due to COVID-19-				
2021	0-0	14-9	14-11	13-13	11-15	6-11	58-59
2022	9-11	13-13	13-13	12-12	13-12	11-5	71-66
2023	10-9	13-13	11-15	10-11	13-15	10-5	67-68
2024	5-16	11-17	14-12	12-11	12-15	8-5	62-76
TOTALS	246-272	357-364	362-323	353-339	370-369	73-69	1761-1728

YEARLY BATTING LEADERS



YEAR-BY-YEAR TEAM BATTING LEADERS

BOLD - Single-season record; *ITALIC* - Led Eastern League

YEAR	AVG. (min. 300 TPA)	HITS	HOME RUNS	RBI
1999	Adam Hyzdu (.316)	Tike Redman (143)	Adam Hyzdu (24)	Adam Hyzdu (78)
2000	Rob Mackowiak (.297)	Rob Mackowiak (156)	Adam Hyzdu (31)	Adam Hyzdu (106)
2001	Rico Washington (.302)	Shaun Skrehot (125)	Dan Meier (13)	J.R. House (56)
2002	Tony Alvarez (.318)	Tony Alvarez (161)	Carlos Rivera (22)	Carlos Rivera (84)
2003	Kevin Nicholson (.294)	Chris Duffy (137)	Shawn Garrett (13)	Shawn Garrett (67)
2004	Jeff Keppinger (.338)	<i>Nate McLouth (166)</i>	Ray Sadler (20)	Josh Bonifay (76)
2005	Jose Bautista (.283)	Rajai Davis (140)	Rajai Bonifay (25)	Jose Bautista (90)
2006	Brett Roneberg (.303)	Javier Guzman (130)	Ray Sadler (15)	Simon Pond (78)
2007	Steven Pearce (.334)	Neil Walker (124)	Adam Boeve (17)	Steven Pearce (72)
2008	Jason Delaney (.292)	Brad Corley (131)	Jonel Pacheco (12)	Jonel Pacheco (52)
2009	Jonel Pacheco (.275)	Jonel Pacheco (119)	Jonel Pacheco (14)	Jason Delaney (65)
2010	Hector Gimenez (.305)	Josh Harrison (156)	Hector Gimenez (16)	Matt Hague (86)
2011	<i>Starling Marte (.332)</i>	Starling Marte (178)	Quincy Latimore (15)	Quincy Latimore (59)
2012	<i>Brock Holt (.322)</i>	Brock Holt (123)	Quincy Latimore (15)	Matt Curry (76)
2013	Alex Dickerson (.288)	Alex Dickerson (130)	Jarek Cunningham (19)	Alex Dickerson (68)
2014	Elias Diaz (.328)	Alen Hanson (135)	Stetson Allie (21)	Willy Garcia (63)
2015	Dan Gamache (.335)	Max Moroff (153)	Stetson Allie (17)	Josh Bell (60)
2016	Harold Ramirez (.311)	Erich Weiss (126)	Stetson Allie/Eric Wood (16)	Erich Weiss (65)
2017	Jerrick Suiter (.285)	Pablo Reyes (115)	Jordan Luplow (16)	Edwin Espinal (72)
2018	Bryan Reynolds (.302)	Cole Tucker (134)	Will Craig (20)	<i>Will Craig (102)</i>
2019	Jared Oliva (.277)	Jared Oliva (124)	Hunter Owen (15)	Logan Hill (69)
2021	Cal Mitchell (.280)	Cal Mitchell (107)	Mason Martin (22)	Mason Martin (75)
2022	Jared Triolo (.282)	Liover Peguero (125)	Aaron Shackelford (26)	Aaron Shackelford (79)
2023	Liover Peguero (.260)	Matt Fraizer (110)	Matt Gorski (17)	Matt Gorski (54)
2024	Sammy Siani (.254)	Kervin Pichardo (106)	Cheng/Pichardo (11)	Tsung-Che Cheng (54)

YEAR	RUNS SCORED	DOUBLES	TRIPLES	STOLEN BASES
1999	Tike Redman (84)	A.Hernandez/K. Haverbusch (26)	<i>Tike Redman (12)</i>	Tike Redman (29)
2000	Adam Hyzdu (96)	Adam Hyzdu (39)	Rico Washington (7)	Rob Mackowiak (18)
2001	Shaun Skrehot (61)	S. Skrehot/C. Rivera (30)	Lee Evans (8)	Shaun Skrehot (24)
2002	Tony Alvarez (79)	Tony Alvarez (37)	Shawn Garrett (8)	Tony Alvarez (29)
2003	Chris Duffy (84)	Kevin Nicholson (31)	3 Players Tied (6)	Chris Duffy (34)
2004	<i>Nate McLouth (93)</i>	Nate McLouth (40)	Chris Duffy (6)	Chris Duffy (32)
2005	Rajai Davis (82)	Jose Bautista (27)	Craig Stansberry (11)	Davis/Thompson (45)
2006	Simon Pond (64)	Simon Pond (32)	Vic Buttler (14)	Buttler/Morgan (21)
2007	Neil Walker (77)	Neil Walker (30)	J. Bowers/V. Buttler (4)	Vic Buttler (22)
2008	Jonel Pacheco (64)	Brad Corley (25)	Shelby Ford (10)	Shelby Ford (19)
2009	Jonel Pacheco (58)	Jason Delaney (25)	Jason Delaney (5)	Jonel Pacheco (15)
2010	Chase d'Arnaud (91)	C. d'Arnaud/J. Harrison (33)	Chase d'Arnaud (9)	Chase d'Arnaud (33)
2011	Starling Marte (91)	<i>Starling Marte (38)</i>	Brock Holt (9)	Starling Marte (24)
2012	Robbie Grossman (59)	Matt Curry (34)	Brock Holt (6)	Adalberto Santos (17)
2013	Adalberto Santos (62)	Alex Dickerson (36)	Mel Rojas, Jr. (9)	Adalberto Santos (21)
2014	Keon Broxton (67)	Willy Garcia (27)	<i>Alen Hanson (12)</i>	Drew Maggi (37)
2015	<i>Max Moroff (79)</i>	Max Moroff (28)	Max Moroff/Josh Bell (6)	Max Moroff (17)
2016	Eric Wood (63)	Barrett Barnes (28)	Erich Weiss (9)	Barrett Barnes (10)
2017	Pablo Reyes (62)	Edwin Espinal (25)	Elvis Escobar/Cole Tucker (5)	Pablo Reyes (21)
2018	Cole Tucker (77)	Ke'Bryan Hayes (31)	<i>Cole Tucker/Ke'Bryan Hayes (7)</i>	<i>Cole Tucker (35)</i>
2019	Jared Oliva (70)	Logan Hill (27)	Jared Oliva (6)	Jared Oliva (36)
2021	Ji-Hwan Bae (63)	Mason Martin (29)	Ji-Hwan Bae/Oneil Cruz (5)	Ji-Hwan Bae (20)
2022	Shackelford/Triolo (66)	Connor Scott (25)	Matt Fraizer (7)	Liover Peguero (28)
2023	Matt Fraizer (67)	Liover Peguero (20)	Connor Scott (4)	Matt Fraizer (21)
2024	Tsung-Che Cheng (64)	Tsung-Che Cheng (19)	Sammy Siani (6)	Jase Bowen (22)

YEAR	GAMES PLAYED	AT-BATS	WALKS	STRIKEOUTS
1999	Tike Redman (136)	Tike Redman (532)	Garrett Long (63)	Alex Hernandez (110)
2000	Adam Hyzdu (142)	Rob Mackowiak (526)	Adam Hyzdu (94)	Adam Hyzdu (102)
2001	Lee Evans (118)	Shaun Skrehot (468)	Richard Paz (52)	Lee Evans (116)
2002	Shawn Garrett (131)	Tony Alvarez (507)	Rico Washington (60)	J.J. Davis (101)
2003	Chris Duffy (137)	Jose Castillo (498)	Chris Duffy (44)	Josh Bonifay (106)
2004	Nate McLouth (133)	Nate McLouth (515)	Nate McLouth (48)	Josh Bonifay (96)
2005	Rajai Davis (123)	Rajai Davis (499)	Tom Evans (51)	Craig Stansberry (114)
2006	Javier Guzman (129)	Javier Guzman (485)	Simon Pond (59)	Simon Pond (121)
2007	Andrew McCutchen (118)	Andrew McCutchen (446)	Neil Walker (53)	Adam Boeve (100)
2008	Brad Corley (134)	Brad Corley (500)	Jason Delaney (68)	James Boone (107)
2009	Jason Delaney (125)	Jason Delaney (435)	Jason Delaney (57)	Jason Delaney (90)
2010	Miles Durham (136)	Chase d'Arnaud (530)	Matt Hague (61)	Miles Durham (139)
2011	Brock Holt (132)	Starling Marte (536)	Brock Holt (50)	Quincy Latimore (140)
2012	Quincy Latimore (126)	Quincy Latimore (413)	Robbie Grossman (59)	Jarek Cunningham (111)
2013	Jarek Cunningham (132)	Jarek Cunningham (468)	Adalberto Santos (59)	Jarek Cunningham (127)
2014	Gift Ngoepe (131)	Alen Hanson (482)	Stetson Allie (71)	Willy Garcia (145)
2015	<i>Max Moroff (136)</i>	Max Moroff (153)	Max Moroff (70)	Stetson Allie (135)
2016	Erich Weiss (127)	Erich Weiss (256)	Eric Wood (52)	Stetson Allie (110)
2017	Elvis Escobar (116)	Pablo Reyes (420)	Pablo Reyes (51)	Michael Suchy (95)
2018	<i>Cole Tucker (133)</i>	Cole Tucker (517)	Ke'Bryan Hayes (57)	Logan Hill (132)
2019	Bligh Madris (132)	Bligh Madris (457)	Mitchell Tolman (47)	Logan Hill (120)
2021	Mason Martin (112)	Mason Martin (414)	Canaan Smith-Njigba (45)	Mason Martin (161)
2022	Liover Peguero (121)	Liover Peguero (483)	<i>Andres Alvarez (64)</i>	Aaron Shackelford (128)
2023	Matt Fraizer (121)	Matt Fraizer (437)	Mason Martin (52)	Matt Fraizer (104)
2024	Tsung-Che Cheng (126)	Tsung-Che Cheng (422)	Tsung-Che Cheng (61)	Kervin Pichardo (128)

HISTORY/RECORDS

YEAR-BY-YEAR TEAM PITCHING LEADERS

BOLD - Single-season record; *ITALIC* - Led Eastern League

YEAR	ERA (min. 75 IP)	WINS	LOSSES	SAVES
1999	Paul Ah Yat (3.02)	Bronson Arroyo (15)	Brian O'Connor (11)	Matt Duff (12)
2000	Sam McConnell (1.61)	Brian O'Connor (12)	J. Grabow/S. Sparks (7)	Brian Smith (12)
2001	Justin Reid (2.54)	6 Players Tied (5)	C. Alvarado/C. Spurling (7)	Tony Pavlovich (12)
2002	Ben Shaffar (3.15)	Justin Reid (11)	John Grabow (13)	Chris Spurling (20)
2003	Landon Jacobsen (2.93)	<i>Sean Burnett (14)</i>	Landon Jacobsen (11)	Todd Ozias (21)
2004	Ian Snell (3.16)	Bryan Bullington (12)	3 Players Tied (7)	Jeff Miller (18)
2005	Brady Borner (2.08)	Matt Peterson (11)	Paul Stewart (10)	Justin Kaye (22)
2006	Shane Youman (1.51)	Landon Jacobsen (14)	Landon Jacobsen (9)	<i>Brandon Knight (27)</i>
2007	Dewon Brazelton (3.53)	Luis Munoz (12)	Josh Shortslef (13)	Matt Peterson (29)
2008	Yoslan Herrera (3.46)	Juan Mateo (7)	Derek Hankins/Josh Hill (11)	Ronald Belisario (9)
2009	Brad Lincoln (2.28)	Y.Herrera/D. Moskos (11)	Daniel Moskos (10)	Sean Smith (7)
2010	Michael Dubee (2.24)	J. Hughes/R. Owens (12)	J. Hughes/J. Wilson (8)	Daniel Moskos (21)
2011	Kyle McPherson (3.02)	Aaron Pribanic (10)	Mike Colla (11)	Noah Krol (24)
2012	Phil Irwin (2.93)	Brandon Cumpton (12)	Brandon Cumpton (11)	Vic Black (13)
2013	Casey Sadler (3.31)	Casey Sadler (11)	David Bromberg (12)	Luis Sanz (16)
2014	Adrian Sampson (2.55)	Adrian Sampson (10)	Joely Rodriguez (11)	Kenn Kasperek (13)
2015	Steven Brault (2.00)	Jason Creasy (12)	Zack Dodson (10)	Jhondaniel Medina (12)
2016	Cody Dickson (3.66)	Cody Dickson/Clay Holmes (10)	Tyler Eppler (10)	Montana DuRapau (22)
2017	Austin Coley (3.01)	Tanner Anderson/Alex McRae (10)	Tanner Anderson (8)	DuRapau/Scioneaux (14)
2018	Mitch Keller (2.72)	Mitch Keller/Cam Vieaux (9)	4 Players Tied (6)	Matt Eckelman (11)
2019	Cam Vieaux (2.23)	James Marvel (9)	Sean Brady (11)	Matt Eckelman (23)
2021	Trey McGough (3.41)	Trey McGough (6)	Travis MacGregor (9)	Melendez/Stratton (7)
2022	Quinn Priestner (2.87)	J.C. Flowers (7)	Luis Ortiz (9)	Tyler Samaniego (10)
2023	Nick Dombkowski (3.71)	Aaron Shortridge (11)	Aaron Shortridge (8)	Oliver Garcia (7)
2024	Bubba Chandler (3.70)	Eddy Yean (7)	Po-Yu Chen (10)	Jack Carey (8)

YEAR	GAMES	INNINGS PITCHED	STRIKEOUTS	WALKS
1999	David Daniels (55)	Brian O'Connor (153.1)	Brian O'Connor (106)	Brian O'Connor (92)
2000	Matt Duff (47)	John Grabow (145.1)	John Grabow (109)	John Grabow (65)
2001	Clint Chrysler (51)	Chris Spurling (121.2)	Carlos Alvarado (73)	John Grabow (39)
2002	C. Chrysler/C. Spurling (51)	Justin Reid (153.2)	Adrian Burnside (122)	Adrian Burnside (67)
2003	Todd Ozias (51)	Landon Jacobsen (162.2)	Mike Connolly (90)	Landon Jacobsen (40)
2004	Jeff Miller (52)	Ian Snell (151.0)	Ian Snell (142)	Bryan Bullington (47)
2005	Justin Kaye (53)	Matt Peterson (143.2)	Tom Gorzelanny (124)	Matt Peterson (74)
2006	Brandon Knight (51)	Landon Jacobsen (154.0)	M. Connolly/J. Vasquez (87)	Landon Jacobsen (55)
2007	Matt Peterson (51)	Josh Shortslef (149.1)	Luis Munoz (89)	Josh Shortslef (59)
2008	R. Belisario/P. Bresnahan (38)	Derek Hankins (119.0)	Kyle Bloom (93)	Kyle Bloom (55)
2009	Jeff Sues (40)	Daniel Moskos (149.0)	Mike Crotta (97)	Daniel Moskos (58)
2010	Michael Dubee (45)	Jared Hughes (150.2)	Justin Wilson (134)	Justin Wilson (71)
2011	Noah Krol (54)	Aaron Pribanic (153.0)	Jeff Locke (114)	Jeff Locke (46)
2012	<i>Vic Black (51)</i>	Brandon Cumpton (152.1)	Brandon Cumpton (88)	Nathan Baker (57)
2013	Luis Sanz (47)	David Bromberg (136.0)	David Bromberg (127)	David Bromberg (52)
2014	Ryan Beckman (45)	Adrian Sampson (148.0)	Adrian Sampson (99)	Zack Dodson (46)
2015	Jhondaniel Medina (45)	Zack Dodson (162.0)	Chad Kuhl (101)	Jason Creasy (52)
2016	Montana DuRapau (50)	<i>Tyler Eppler (162.1)</i>	Tyler Eppler (106)	Cody Dickson (93)
2017	<i>Tate Scioneaux (47)</i>	Alex McRae (149.2)	Austin Coley (114)	Yeudy Garcia (46)
2018	Geoff Hartlieb (47)	Taylor Hearn (104.0)	Taylor Hearn (107)	Sean Selica (43)
2019	Matt Eckelman (45)	Sean Brady (138.0)	Pedro Vasquez (91)	Sean Brady (36)
2021	Shea Murray (37)	Trey McGough (95.0)	Osvaldo Bido (91)	Travis MacGregor (41)
2022	Enmanuel Mejia (40)	Luis Ortiz (114.1)	Luis Ortiz (126)	Kyle Nicolas (47)
2023	Cameron Junker (45)	Aaron Shortridge (138.1)	Aaron Shortridge (118)	Aaron Shortridge (49)
2024	Eddy Yean (46)	Po-Yu Chen (134.0)	Po-Yu Chen (96)	Po-Yu Chen (43)

CURVE 10-GAME WINNERS

1999.....	Bronson Arroyo (15)	2010.....	Jared Hughes (12)
2000.....	Brian O'Connor (12)	Rudy Owens (12)
.....	Wilson Guzman (10)	Justin Wilson (11)
2002.....	Justin Reid (11)	2011.....	Aaron Pribanic (10)
2003.....	Sean Burnett (14)	2012.....	Brandon Cumpton (12)
2004.....	Bryan Bullington (12)	2013.....	Casey Sadler (11)
.....	Ian Snell (11)	2014.....	Adrian Sampson (10)
2005.....	Matt Peterson (11)	2015.....	Jason Creasy (12)
2006.....	Landon Jacobsen (14)	Chad Kuhl (11)
2007.....	Luis Munoz (12)	2016.....	Cody Dickson (10)
.....	Kip Bouknight (11)	Clay Holmes (10)
2009.....	Daniel Moskos (11)	2017.....	Alex McRae (10)
.....	Yoslan Herrera (11)	Tanner Anderson (10)
.....		2022.....	Aaron Shortridge (11)

SINGLE-SEASON TEAM GENERAL RECORDS

Most Wins.....	85 (2004)
Most Losses.....	81 (2014)
Highest Winning Percentage.....	.603 (2004)
Lowest Winning Percentage.....	.429 (2014)
Most Home Wins.....	46 (2004)
Most Home Losses.....	40 (2009)
Most Road Wins.....	41 (2010)
Most Road Losses.....	45, 2x, last - (2014)
Most Extra-Inning Games.....	18 (2017)
Most Extra-Inning Wins.....	9 (2008, 2017)
Most Extra-Inning Losses.....	10, 2x, last - (2014)
Most Wins, Month.....	20, 3x, last - (August 2018)
Most Losses, Month.....	23 (May 2014)
Most Wins vs. One Club, Season.....	16, 2x, last - Richmond (2010)
Most Losses vs. One Club, Season.....	17 vs. Akron (2009)
Most Players Used.....	60 (2001)
Fewest Players Used.....	37 (2003)
Most Pitchers Used.....	36 (2001)
Fewest Pitchers Used.....	22 (2002, 2003, 2021)
Most Shutout Wins.....	18 (2019)
Most Shutout Losses.....	15 (2013)
Most Consecutive Wins.....	10 (July 24 - August 2, 2005)
Home.....	10 (July 22 - August 9, 2016)
Road.....	9 (May 15-26, 2010)
Most Consecutive Losses.....	15 (April 20-May 4, 2024)
Home.....	11 (April 19 - May 23, 2003)
Road.....	13 (July 25 - August 19, 2012)
Most Consecutive Wins to Begin a Season.....	5, 2x (April 6-10, 2006 & April 4-8, 2019)
Most Consecutive Losses to Begin a Season.....	8 (April 8-17, 2009)

SINGLE-SEASON TEAM BATTING RECORDS

Highest Batting Average.....	.273 (2004)
Lowest Batting Average.....	.231 (2024)
Most Runs Scored.....	697 (2004)
Fewest Runs Scored.....	535 (2021)
Most Games, 10 or More Runs Scored.....	15 (2002)
Most Games, 10 or More Runs Allowed.....	15 (2000)
Most Hits.....	1,294 (2010)
Fewest Hits.....	932 (2021)
Most Doubles.....	274 (2003)
Fewest Doubles.....	181 (2024)
Most Triples.....	55 (2016)
Fewest Triples.....	19 (2023)
Most Home Runs.....	143 (2022)
Fewest Home Runs.....	73 (2003)
Most Home Runs, Home.....	74 (2022)
Most Home Runs, Road.....	87 (2014)
Fewest Home Runs, Home.....	20 (2003)
Fewest Home Runs, Road.....	42 (2012, '15)
Most Grand Slams.....	6 (1999)
Most Players 10 or More HR.....	6 (2004)
Most Players 20 or More HR.....	2 (1999, '02, '05, '22)
Most Extra-Base Hits.....	533 (2004)
Fewest Extra-Base Hits.....	302 (2024)
Most Stolen Bases.....	163 (2023)
Fewest Stolen Bases.....	67 (2016)
Most Times Caught Stealing.....	78 (1999, '01)
Fewest Times Caught Stealing.....	39 (2004)
Most Strikeouts.....	1,268 (2024)
Fewest Strikeouts.....	811 (2003)
Most Base on Balls.....	527 (2000)
Fewest Base on Balls.....	371 (2021)

SINGLE-SEASON TEAM PITCHING RECORDS

Lowest ERA	3.32 (2003)
Highest ERA	4.66 (2021)
Most Complete Games.....	16 (2000)
Fewest Complete Games.....	0 (2022)
Most Shutouts.....	18 (2019)
Fewest Shutouts.....	5 (1999, 2005, 2021)
Fewest Runs Allowed.....	525 (2003)
Most Runs Allowed.....	696 (2000)
Fewest Hits Allowed.....	964 (2021)
Most Hits Allowed.....	1,266 (2005)
Fewest Base on Balls Allowed.....	363 (2003)
Most Base on Balls Allowed.....	570 (1999)
Fewest Home Runs Allowed.....	67 (2000)
Most Home Runs Allowed.....	140 (2004)
Most Strikeouts.....	1,247 (2022)
Fewest Strikeouts.....	814 (2007)
Most Saves.....	49 (2006)
Fewest Saves.....	26 (2023)
Fewest Hit by Pitch.....	40 (2008)
Most Hit by Pitch.....	88 (2023)
Fewest Wild Pitches.....	44 (2006)
Most Wild Pitches.....	98 (2022)
Fewest Starting Pitchers Used.....	10 (2002, 2021)
Most Starting Pitchers Used.....	22 (2013, 2022)
Most Consecutive Shutout Innings.....	28.1 (July 19-22, 2001)
Most 10-Game Winners.....	3 (2010)

SINGLE-SEASON TEAM FIELDING RECORDS

Highest %.....	.985 (2018)
Lowest %.....	.965 (1999)
Most Errors.....	194 (1999)
Fewest Errors.....	74 (2018)
Most Passed Balls.....	33 (2000)
Fewest Passed Balls.....	1 (2015)
Most Double Plays Turned.....	158 (2009)

SINGLE-SEASON INDIVIDUAL BATTING RECORDS

***Note: Records for averages and percentages are based on a minimum of 300 plate appearances

Highest Average334, Jeff Keppinger (2004) & Steve Pearce (2007)
RH334, Jeff Keppinger (2004) & Steve Pearce (2007)
LH324, Adam Frazier (2015)
Switch-Hitter307, Josh Bell (2015)
Lowest Average205, Stetson Allie (2015)
RH205, Stetson Allie (2015)
LH223, Rico Washington (2002)
Switch-Hitter215, Kevin Nicholson (2004)
Most Home Runs	31, Adam Hyzdu (2000)
RH	31, Adam Hyzdu (2000)
LH26, Aaron Shackelford (2022)
Switch-Hitter	16, Hector Gimenez (2010)
Home	16, Adam Hyzdu (2000)
Road	15, Adam Hyzdu (2000)
Month.....	14, Brad Eldred (August, 2004)
Most Plate Appearances without a HR, Season	387, Brandon Chaves (2007)
Most Grand Slams.....	3, Rob Mackowiak (2000)
Most Games Played.....	142, Adam Hyzdu (2000)
Most At-Bats	536, Starling Marte (2011)
Most Plate Appearances	626, Adam Hyzdu (2000)
Longest Hitting Streak.....	24, Austin Meadows (May 23-June 16, 2016)
Longest On-Base Streak.....	35, Joe Perez (August 2, 2023-May 1, 2024)
Most Consecutive Games with a HR.....	6, Brad Eldred (April 26-May 2, 2005)
Most Consecutive Games with an RBI.....	12, Jason Delaney (July 15-26, 2007)
Most Runs Scored.....	96, Adam Hyzdu (2000)
Most Hits	178, Starling Marte (2011)
RH	178, Starling Marte (2011)
LH	166, Nate McLouth (2004)
Switch-Hitter	153, Max Moroff (2015)
Pitcher	7, Wardell Starling (2006) & Steven Brault (2015)

SINGLE-SEASON INDIVIDUAL BATTING RECORDS (CONT.)

Most RBI	106, Adam Hyzdu (2000)
Month	50, Brad Eldred (August 2004)
Pitcher	6, Wardell Starling (2006)
Most Extra-Base Hits	72, Adam Hyzdu (2000)
Most Singles	120, Starling Marte (2011)
Most Doubles	40, Nate McLouth (2004)
Most Triples	14, Vic Buttler (2006)
Most Base on Balls	94, Adam Hyzdu (2000)
Most Stolen Bases	45, Rajai Davis/Rich Thompson (2005)
Most Times Caught Stealing	19, Drew Maggi (2014)
Most Sacrifice Hits	16, Luis Figueroa (1999)
Most Sacrifice Flies	12, Will Craig (2018)
Most Intentional Walks	7, 4x, last - Hector Gimenez (2010)
Most Strikeouts	161, Mason Martin (2021)
Fewest Strikeouts (min. 300 Plate Appearances)	17, Jeff Keppinger (2004)
Most Hit by Pitch	20, Chris Duffy (2003)
Highest On-Base%	405, Adam Hyzdu (2000)
Highest Slugging %	612, Adam Hyzdu (1999)
Most Total Bases	285, Adam Hyzdu (2000)

SINGLE-SEASON INDIVIDUAL PITCHING RECORDS

***Note: Records for ERA and percentages are based on a minimum of 75 Innings Pitched

Lowest ERA, LHP	1.51, Shane Youman (2006)
Lowest ERA, RHP	2.28, Brad Lincoln (2009)
Most Wins, LHP	14, Sean Burnett (2003)
Most Wins, RHP	15, Bronson Arroyo (1999)
Most Consecutive Wins	9, Yoslan Herrera (April 30 - August 15, 2009)
Most Consecutive Wins to Open Season	9, Yoslan Herrera (April 30 - August 15, 2009)
Most Losses, LHP	13, John Grabow (2002)
Most Losses, RHP	12, David Bromberg (2013)
Most Consecutive Losses	9, (Derek Hankins, June 15 - August 26, 2008)
Most Consecutive Scoreless Innings Pitched	25.1, Jared Lakind (April 27-June 23, 2016)
Most Games Started	27, A. Shortridge (2023), T. Eppler (2016), Z. Dodson (2015), B. Cumpton (2012), A. Pribanic (2011), M. Crotta (2009), S. Burnett (2003), L. Jacobsen (2003), J. Grabow (2002), Brian O'Connor (1999)
Most Appearances	55, David Daniels (1999)
Most Innings Pitched	162.2, Landon Jacobsen (2003)
Most Strikeouts	142, Ian Snell (2004)
Highest Strikeout-to-Walk Ratio	+109, Rudy Owens (2010)
Lowest Strikeout-to-Walk Ratio	-8, Jim Sak (2000)
Fewest Earned Runs Allowed	16, Shane Youman (2006)
Most Earned Runs Allowed	89, John Grabow (2002)
Most Bases on Balls	93, Cody Dickson (2016)
Fewest Bases on Balls (min. 75 IP)	10, Phil Irwin (2011)
Most Saves	27, Brandon Knight (2006)
Highest Winning % (min. 10 decisions)	917, Yoslan Herrera, 11-1 record (2009)
Lowest Winning % (min. 10 decisions)	154, Derek Hankins, 2-11 record (2008)
Most Complete Games	4, Brian O'Connor (2000)
Most Shutouts	2, Stephen Sparks (2000), Ian Snell (2004), Domingo Robles (2019)
Most Hit Batsmen	15, Adrian Burnside (2002), Phil Irwin/Brandon Cumpton (2012)
Most Wild Pitches	21, Brian O'Connor (1999)
Most HR Allowed	21, Justin Reid (2002)
Fewest HR Allowed (min. 75 IP)	2, Sean Burnett (2003), Bryan Morris (2011)
Most Total Batters Faced	698, Brian O'Connor (1999)

SINGLE-SEASON INDIVIDUAL FIELDING RECORDS

***Notes: Records for Fielding % are based on a minimum of 75 games played
Fielding % for Pitchers is based on most Total Chances without an error

Most Errors	33, Alen Hanson (2014), Javier Guzman (2006), Kevin Haverbusch (1999)
Highest %, Pitcher	1.000 (36 TC), Brian O'Connor (2000)
Highest %, Catcher994, Ramon Cabrera (2012) & Jacob Stallings (2015)
Most Passed Balls	15, Steve Lerud (2009) & Humberto Cota (2000)
Highest %, 1B	1.000, Edwin Espinal (2017)
Highest %, 2B991 Jason Bowers (2007)
Highest %, 3B978, Ke'Bryan Hayes (2018)
Highest %, SS980, Kevin Newman (2017)
Highest %, OF	1.000, Matt Fraizer (2022), Jared Oliva (2019) & Darren Burton (2000)
Most Assists, OF	19, Willy Garcia (2014)

SINGLE-GAME TEAM GENERAL RECORDS

Longest Game, Time	6:17, 7/13/00 @ Norwich
Home.....	5:49, 8/13/10 vs. New Hampshire
Home, 7-Inning Game.....	3:05, 6/3/06 vs. New Hampshire (1)
Home, 9-Inning Game	3:55, 5/26/13 vs. Richmond
Road.....	6:17, 7/13/00 @ Norwich
Road, 7-Inning Game.....	2:43, 6/14/03 @ Harrisburg
Road, 9-Inning Game.....	4:33, 7/17/10 @ Harrisburg
Longest Game, Innings	19, 2x, 7/13/00 @ Norwich & 8/13/10 vs. New Hampshire
Home.....	19, 8/13/10 vs. New Hampshire
Road.....	19, 7/13/00 @ Norwich
Shortest 9-Inning Game Time	1:51, 2x, 4/17/04 @ Harrisburg & 5/7/18 vs. Bowie
Home.....	1:51, 5/7/18 vs. Bowie
Road.....	1:51, 4/17/04 @ Harrisburg
Shortest 7-Inning Game Time	1:26, 7/17/15 @ Richmond
Home.....	1:33, 7/27/12 vs. New Hampshire
Road.....	1:26, 7/17/15 @ Richmond
Largest Margin of Victory.....	16 runs, 16-0, 5/24/23 vs. Hartford
Largest Shutout Victory.....	16-0, 5/24/23 vs. Hartford
Largest Margin of Defeat	17 runs, 19-2, 7/7/09 vs. Erie
Largest Shutout Defeat	14-0, 2x, 5/3/16 @ Erie & 8/7/16 @ Reading
Largest Comeback to Win.....	7 runs, 4x, 7/31/24 vs Richmond (Trailed 7-0, won 9-7), 4/29/18 at Harrisburg (Trailed 8-1, Won 9-8), 9/9/15 vs. Bowie (Trailed 7-0, Won 8-7) & 6/5/01 vs. Harrisburg (Trailed 7-0, Won 9-7)
Largest Lead in Loss.....	8 runs, 2x, 6/2/09 @ Erie (Led 9-1, Lost 12-9) & 6/22/13 @ Bowie (Led 8-0, Lost 10-9)
Most Combined Runs.....	33, 7/17/10 at Harrisburg (Curve 18, Senators 15)

SINGLE-GAME TEAM BATTING RECORDS

Most Runs.....	19, 5/22/2022 vs. Richmond
Most Runs, Inning ...	10, 3x, 6/5/04 @ Akron (2nd inning), 7/17/10 @ Harrisburg (9th inning) & 8/7/10 @ Harrisburg (9th inning)
Most Runs, First Inning.....	9, 8/23/03 vs. Erie
Most Hits	24, 7/21/15 vs. Erie (1)
Most Hits, Inning	9, 2x, 2nd inning, 6/2/22 vs Bowie, 1st inning, 8/29/03 vs. Erie (2)
Most Home Runs, Game	6, 2x, 4/12/23 at Erie, 7/11/14 @ Harrisburg
Most Home Runs, Inning.....	3, 10x, last - 5th inning, 6/30/21 @ Hartford
Most Doubles, Game	10, 8/4/09 @ Portland
Most Triples, Game.....	3, several times, last - 8/2/24 vs. Richmond
Most Extra-Base Hits, Game.....	11, 8/4/09 @ Portland
Most Stolen Bases, Game.....	8, 2x, 7/5/23 vs Erie, 8/18/05 @ Akron
Most Strikeouts, 9-Inning Game	18, 7/12/19 @ Erie
Most Strikeouts, All Games.....	23, 9/4/05 @ Bowie
Most LOB, 9-Inning Game	15, 2x, 8/13/05 @ Reading & 4/16/13 vs. Richmond
Most LOB, All Games	23, 7/13/00 @ Norwich

SINGLE-GAME TEAM PITCHING RECORDS

Most Runs Allowed	20, 5/26/13 vs. Richmond
Most Runs Allowed, Inning	11, 8/31/19 @ Harrisburg
Most Runs Allowed, First Inning	9, 5/26/13 vs. Richmond
Most Hits Allowed	22, 2x, 4/20/12 vs. Richmond & 5/26/13 vs. Richmond
Most Home Runs Allowed.....	7, 9/3/18 @ Bowie
Most Home Runs Allowed, Inning.....	4, 4th inning, 4/13/22 @ Richmond
Most Strikeouts, 9-Inning Game	17, 5/4/21 vs. Bowie
Most Strikeouts, All Games.....	20, 7/27/10 @ Erie
Most Bases on Balls Allowed	13, 5/16/15 vs. Akron
Most Extra-Base Hits Allowed, 9-Inning Game	12, 9/3/18 @ Bowie
Most Extra-Base Hits Allowed, All Games	14, 7/13/00 @ Norwich

SINGLE-GAME TEAM FIELDING RECORDS

Most Errors, Game	7, 8/11/16 vs. Harrisburg
-------------------------	---------------------------

CURVE .300 HITTERS (Min. 300 PA)

1999..... Adam Hyzdu (.316)	2004..... Chris Duffy (.309)	2013..... Justin Howard (.314)
2001..... Rico Washington (.302)	2006..... Brett Roneberg (.303)	2014..... Elias Diaz (.328)
2002..... Tony Alvarez (.318)	2007..... Steve Pearce (.334)	2015..... Adam Frazier (.324)
..... Kevin Sefcik (.308)	2010..... Hector Gimenez (.305) Josh Bell (.307)
..... Carlos Rivera (.302) Josh Harrison (.300)	2016..... Barrett Barnes (.306)
2004..... Jeff Keppinger (.334)	2011..... Starling Marte (.332) Harold Ramirez (.306)
..... Nate McLouth (.322)	2012..... Brock Holt (.322)	2018..... Bryan Reynolds (.302)

SINGLE-GAME INDIVIDUAL BATTING RECORDS

Most At-Bats	10, Keith Williams, 7/13/00 @ Norwich
Most Hitless At-Bats	8, Garrett Long, 7/13/00 @ Norwich
Most Runs Scored	5, Jose Osuna, 7/21/15 vs. Erie
Most Hits	5, 16x, last - Cal Mitchell, 8/24/21 vs. Richmond
Most Extra-Base Hits	4, 5x, Josh Harrison, 6/27/10 vs. Bowie (4 2B), Hector Gimenez, 6/2/10 @ New Britain (2 HR, 2 2B), Alex Presley, 5/24/10 @ Akron (2 HR, 3B, 2B), J.R. House, 6/13/01 @ Bowie (2 HR, 2 2B) & Craig Wilson, 9/4/99 @ Erie (2 HR, 2 3B)
Most Doubles	4, Josh Harrison, 6/27/10 vs. Bowie
Most Triples	2, several times, last - Jared Oliva, 7/17/19 vs. Trenton
Most Home Runs	2, several times, last - Connor Scott, 9/17/22 vs. Reading
Most Total Bases	14, Craig Wilson, 9/4/99 @ Erie
Most RBI	8, 2x, Alex Dickerson, 7/26/13 @ New Hampshire & Alex Pressley, 5/24/10 @ Akron
Most Stolen Bases	4, 2x, Tsung-Che Cheng, 7/5/23 vs. Erie, Ray Sadler, 7/10/04 @ Portland
Most Strikeouts	5, 5x, Andres Alvarez, 8/10/22 at Binghamton, Miles Durham, 4/22/11 @ Richmond, Jarek Cunningham, 6/24/12 vs. Akron, Stefan Welch, 8/21/12 @ Trenton & Matt Curry, 5/30/14 vs. New Hampshire
Most Bases on Balls	5, Jason Bowers, 6/7/07 @ New Britain

SINGLE-GAME INDIVIDUAL PITCHING RECORDS

Most Hits Allowed, Starter	14, 4x, Aaron Pribanic, 6/17/11 vs. Harrisburg, Matt Benedict, 8/24/15 vs. Reading, David Whitehead, 5/3/16 @ Erie, Alex McRae, 6/9/17 vs. Richmond
Most Hits Allowed, Reliever	10, 3x, last - Alex Manasa 8/10/21 @ Erie
Most Hitless Innings to Begin Game	8.1, Adrian Sampson, 7/18/14 vs. Bowie
Most Consecutive Home Runs Allowed to Begin Game	3, Jeff Passantino, 8/12/21 G2 at Erie
Most Strikeouts	13, Tom Gorzelanny, 9/9/05 vs. Akron
Most Strikeouts, Reliever	9, Ron Chiavacci, 7/22/06 @ Bowie
Most Bases on Balls	8, Adrian Burnside, 8/7/02 vs. Erie
Most Wild Pitches	4, Brian O'Connor, 5/31/99 @ Norwich
Most Earned Runs Allowed, Game	13, Rob Mattson, 8/8/00 @ Reading
Most Earned Runs Allowed, Inning	8, 3rd inning, David Whitehead, 6/6/16 @ Erie
Most Innings Pitched, Starter	10.0, Hansel Iquiedo, 9/4/05 @ Bowie

CAREER INDIVIDUAL BATTING RECORDS

Most Games Played	410, Shaun Skrehot (2000-04)
Most Hits	384, Shaun Skrehot (2000-04)
Most Runs Scored	189, Shaun Skrehot (2000-04)
Most Doubles	76, Shaun Skrehot (2000-04)
Most Triples	19, Vic Buttler (2005-07)
Most Home Runs	55, Josh Bonifay (2003-05)
Most RBI	55, Adam Hyzdu (1999-00)
Most Extra-Base Hits	209, Josh Bonifay (2003-05)
Most Stolen Bases	126, Josh Bonifay (2003-05)
Most Strikeouts	65, Chris Duffy (2003-04, 08)
Most Strikeouts	372, Stetson Allie (2014-16)

CAREER INDIVIDUAL PITCHING RECORDS

Most Appearances	138, Neal McDade (2001-04)
Most Games Started	83, Mike Connolly (2003-06)
Most Wins	30, Landon Jacobsen (2003-06)
Most Losses	29, Mike Connolly (2003-06)
Most Strikeouts	340, Mike Connolly (2003-06)
Most Bases on Balls	203, Brian O'Connor (1999-00, 02)
Most Saves	38, Montana DuRapau (2015-18)
Most Complete Games	6, Brian O'Connor (1999-00, 02)
Most Shutouts	2, Stephen Sparks (2000-01), Ian Snell (2003-04), Domingo Robles (2019)

MONTHLY PITCHING RECORDS

Most Wins, Month	5, Wilson Guzman (June 2000), Sam McConnell (June 2000), A.J. Morris (May 2014), James Marvel (June, 2019)
Most Saves, Month	9, Matt Peterson (June 2007)
.....	9, Justin Kaye (June 2005)

MISCELLANEOUS HOME RUN RECORDS

Most Home Runs, Home Game	7 (6/19/04 vs. Erie)
Most Consecutive Games with a HR, Curve	12 (May 14-May 27, 2022)
Most Consecutive Games with a HR, Opponents	11 (May 19-29, 2013)
Most Consecutive Games without a HR, Curve	11 (August 4-14, 2006)

BATTERS

<u>AVERAGE*</u>		<u>SLUGGING %*</u>	
Jeff Keppinger	.338 (2004)	Adam Hyzdu	.612 (1999)
Steven Pearce	.334 (2007)	Steven Pearce	.586 (2007)
Elias Diaz	.328 (2014)	Josh Bonifay	.556 (2005)
Three tied	.332	Adam Hyzdu	.554 (2000)
		J.J. Davis	.526 (2002)

*Minimum 300 Plate App.

*Minimum 300 Plate App.

<u>HOME RUNS</u>		<u>GAMES</u>	
Adam Hyzdu	31 (2000)	Adam Hyzdu	142 (2000)
Aaron Shackelford	26 (2022)	Chris Duffy	137 (2003)
Josh Bonifay	25 (2005)	Tike Redman	136 (1999)
Adam Hyzdu	24 (1999)	Miles Durham	136 (2010)
Jose Bautista	23 (2005)	Max Moroff	136 (2015)

<u>RBI</u>		<u>RUNS</u>	
Adam Hyzdu	106 (2000)	Adam Hyzdu	96 (2000)
Will Craig	102 (2018)	Nate McLouth	93 (2004)
Jose Bautista	90 (2005)	Chase d'Arnaud	91 (2010)
Rob Mackowiak	87 (2000)	Starling Marte	91 (2011)
Matt Hague	86 (2010)	Matt Hague	90 (2010)

<u>HITS</u>		<u>DOUBLES</u>	
Starling Marte	178 (2011)	Nate McLouth	40 (2004)
Nate McLouth	166 (2004)	Adam Hyzdu	39 (2000)
Tony Alvarez	161 (2002)	Starling Marte	38 (2011)
Rob Mackowiak	156 (2000)	Tony Alvarez	37 (2002)
Josh Harrison	156 (2010)	Alex Dickerson	36 (2013)

<u>EXTRA-BASE HITS</u>		<u>TRIPLES</u>	
Adam Hyzdu	72 (2000)	Vic Buttlar	14 (2006)
Starling Marte	58 (2011)	Alen Hanson	12 (2014)
Alex Dickerson	56 (2013)	Tike Redman	12 (1999)
Tony Alvarez	53 (2002)	Craig Stansberry	11 (2005)
Will Craig/Mason Martin	53 (18, 21)	Six Tied	9

<u>STRIKEOUTS</u>		<u>STOLEN BASES</u>	
Mason Martin	161 (2021)	Rajai Davis	45 (2005)
Willy Garcia	145 (2014)	Rich Thompson	45 (2005)
Quincy Latimore	140 (2011)	Drew Maggi	37 (2019)
Miles Durham	139 (2010)	Jared Oliva	36 (2019)
Stetson Allie	135 (2015)	Cole Tucker	35 (2018)

PITCHERS

<u>ERA*</u>		<u>WINNING %*</u>	
Shane Youman	1.51 (2006)	Yoslan Herrera	.917 (2009)
Sam McConnell	1.61 (2000)	Sam McConnell	.818 (2000)
Steven Brault	2.00 (2015)	Geoff Hartlieb	.800 (2018)
Brady Borner	2.08 (2005)	Bronson Arroyo	.789 (1999)
Cam Vieaux	2.23 (2019)	3 Players Tied	.750

*Minimum 75 IP

*Minimum 10 Decisions

<u>APPEARANCES</u>		<u>BASES ON BALLS</u>	
David Daniels	55 (1999)	Cody Dickson	93 (2016)
Brad Guy	54 (2000)	Brian O'Connor	92 (1999)
Noah Krol	54 (2011)	Matt Peterson	74 (2005)
Justin Kaye	53 (2005)	Justin Wilson	71 (2010)
Jeff Miller	52 (2004)	Adrian Burnside	67 (2002)

<u>INNINGS PITCHED</u>		<u>SAVES</u>	
Landon Jacobsen	1622 (2003)	Matt Peterson	29 (2007)
Tyler Eppler	1621 (2016)	Brandon Knight	27 (2006)
Sean Burnett	1592 (2003)	Noah Krol	24 (2011)
Landon Jacobsen	1540 (2006)	Matt Eckelman	23 (2019)
Justin Reid	153.2 (2002)	2 Players Tied	22

<u>WINS</u>		<u>COMPLETE GAMES</u>	
Bronson Arroyo	15 (1999)	Brian O'Connor	4 (2000)
Landon Jacobsen	14 (2006)	7 Players Tied	3
Sean Burnett	14 (2003)		
6 Players Tied	12		

<u>LOSSES</u>		<u>HOME RUNS ALLOWED</u>	
Josh Shortslef	13 (2007)	Justin Reid	21 (2002)
John Grabow	13 (2002)	Matt Peterson	19 (2005)
8 Players Tied	11	Paul Stewart	19 (2005)
		Luis Ortiz	19 (2022)
		Aaron Shortridge	19 (2023)

<u>STRIKEOUTS</u>		<u>SHUTOUTS</u>	
Ian Snell	142 (2004)	Ian Snell	2 (2004)
Justin Wilson	134 (2010)	Steve Sparks	2 (2000)
Rudy Owens	132 (2010)	Domingo Robles	2 (2019)
Luis Ortiz	126 (2022)	21 Players Tied	1
Tom Gorzelanny	124 (2005)		

AFFILIATION STATION

PIRATES AFFILIATES IN THE EASTERN LEAGUE (SINCE 1936)

1936	Scranton, Pa.	1974	Thetford Mines, PQ
1940-50	Albany, N.Y.	1979-82	Buffalo, N.Y.
1954-56	Williamsport, Pa.	1983	Lynn, Mass.
1968-69	York, Pa.	1984-86	Nashua, N.H.
1970-71	Waterbury, Conn.	1987-1990	Harrisburg, Pa.
1972-73	Sherbrooke, PQ	1999-Present	Altoona, Pa.

PIRATES' DOUBLE-A AFFILIATES (SINCE 1935)

1935	Kansas City Blues	1972-73	Sherbrooke Pirates
1937-38	Montreal Royals	1974	Thetford Mines Pirates
1940	Syracuse Chiefs	1975-1978	Shreveport Captains
1943-44	Toronto Maple Leafs	1979-1982	Buffalo Bisons
1946	Birmingham Barons	1983	Lynn Sailors
1948-1956	New Orleans Pelicans	1984-86	Nashua Pirates
1963-1966	Asheville Tourists	1987-90	Harrisburg Senators
1967	Macon Peaches	1991-98	Carolina Mudcats
1968-69	York Pirates	1999-pres	Altoona Curve
1970-71	Waterbury Pirates		

BATTERS

HITS		GAMES PLAYED	
Shaun Skrehot	384 (2000-04)	Shaun Skrehot	410 (2000-04)
Josh Bonifay	311 (2003-05)	Stetson Allie	348 (2014-16)
Brett Roneberg	304 (2003,06-07)	Jarek Cunningham	337 (2012-14)
Rico Washington	298 (2000-02)	Matt Fraizer	330 (2021-24)
M. Fraizer/C. Duffy	290 (21-24, 03-04, 08)	Rico Washington	322 (2000-02)

HOME RUNS		RUNS SCORED	
Josh Bonifay	55 (2003-05)	Shaun Skrehot	189 (2000-04)
Adam Hyzdu	55 (1999-00)	Chris Duffy	175 (2003-04,08)
Stetson Allie	54 (2014-16)	Matt Fraizer	168 (2021-24)
Ray Sadler	41 (2003-06)	Brett Roneberg	161 (2003,06-07)
Mason Martin	38 (2021, '23)	Adam Hyzdu	160 (1999-00)

RBI		STOLEN BASES	
Josh Bonifay	209 (2003-05)	Chris Duffy	65 (2003-04,08)
Adam Hyzdu	184 (1999-00)	Drew Maggi	60 (2012-14)
Stetson Allie	183 (2014-16)	Shaun Skrehot	57 (2000-04)
Brett Roneberg	170 (2003,06-07)	Matt Fraizer	50 (2021-24)
Matt Curry	154 (2011-14)	Vic Buttler	49 (2005-07)

DOUBLES		TRIPLES	
Shaun Skrehot	76 (2000-04)	Vic Buttler	19 (2005-07)
Josh Bonifay	68 (2003-05)	Alen Hanson	17 (2013-14)
Adam Hyzdu	65 (1999-00)	Brock Holt	15 (2011-12)
Miles Durham	65 (2009-12)	5 Players Tied	14
Matt Curry	62 (2011-14)		

STRIKEOUTS		EXTRA-BASE HITS	
Stetson Allie	372 (2014-16)	Josh Bonifay	126 (2003-05)
Josh Bonifay	312 (2003-05)	Adam Hyzdu	124 (1999-00)
Matt Fraizer	311 (2021-24)	Stetson Allie	109 (2014-16)
J. Cunningham	307 (2012-14)	Ray Sadler	105 (2003-06)
Gift Ngoepe	297 (2013-15, 19)	Shaun Skrehot	100 (2000-04)

PITCHERS

GAMES PITCHED		GAMES STARTED	
Neal McDade	138 (2001-04)	Mike Connolly	83 (2003-06)
Clint Chrysler	118 (2001-03)	John Grabow	70 (2000-03)
Brady Borner	117 (2003-06)	Landon Jacobsen	66 (2003-06)
Matt Peterson	116 (2004-07)	Brian O'Connor	63 (99-00, 02)
Brad Guy	116 (2000-03)	Yoslan Herrera	61 (2007-09)

WINS		LOSSES	
Landon Jacobsen	30 (2003-06)	Mike Connolly	29 (2003-06)
Mike Connolly	27 (2003-06)	John Grabow	26 (2000-03)
Matt Peterson	24 (2004-07)	Brian O'Connor	22 (99-00, 02)
John Grabow	24 (2000-03)	Landon Jacobsen	22 (2003-06)
Brian O'Connor	24 (99-00, 02)	Derek Hankins	21 (2007-10)

SHUTOUTS		COMPLETE GAMES	
Ian Snell	2 (2003-04)	Brian O'Connor	6 (99-00, 02)
Stephen Sparks	2 (2000-01)	Stephen Sparks	4 (2000-01)
Domingo Robles	2 (2019)	Sam McConnell	4 (1999-00)
20 Players Tied	1	5 Players Tied	3

SAVES		HOME RUNS ALLOWED	
Montana DuRapau	38 (2015-18)	Mike Connolly	42 (2003-06)
Matt Eckelman	34 (2018-19)	Matt Peterson	40 (2004-07)
Matt Peterson	29 (2004-07)	Mike Colla	36 (2010-12)
Brandon Knight	27 (2006)	Brady Borner	32 (2003-06)
Noah Krol	24 (2011)	John Grabow	30 (2000-03)

STRIKEOUTS		BASES ON BALLS	
Mike Connolly	340 (2003-06)	Brian O'Connor	203 (99-00, 02)
John Grabow	321 (2000-03)	Matt Peterson	170 (2004-07)
Matt Peterson	255 (2004-07)	John Grabow	170 (2000-03)
Ben Shaffar	239 (2002-05)	Mike Connolly	156 (2003-06)
2 Players Tied	235	Landon Jacobsen	129 (2003-06)

FIRST-ROUND DRAFT PICKS

Every former first-round draft selection to play for the Curve is listed below (* = played for Curve on MLB rehab assignment)

PLAYER/CURVE YEARS	DRAFT/OVERALL/TEAM
Terry Mulholland, LHP (2001)*	1984, 24th, SF
Adam Hyzdu, OF (1999-00)	1990, 15th, SF
Todd Dunn, OF (1999)	1993, 35th, MIL
Russ Johnson, INF (2007)	1994, 30th, HOU
Kris Benson, RHP (2002)*	1996, 1st, PIT
Jason Grilli, RHP (2013)*	1997, 4th, SF
Dan Reichert, P (2008)	1997, 7th, KC
J.J. Davis, OF (2001-02)	1997, 8th, PIT
Kevin Nicholson, SS (2003-04)	1997, 27th, SD
Kip Wells, RHP (2006)*	1998, 16th, CWS
Mike Nannini, RHP (2007)	1998, 37th, HOU
Bobby Bradley, RHP (2004)	1999, 8th, PIT
Sean Burnett, LHP (2003)	2000, 19th, PIT
Phillip Dumatrair, LHP (2009)*	2000, 22nd, BOS
Dave Parrish, C (2006-07)	2000, 28th, NYY
Dewon Brazelton, RHP (2007)	2001, 3rd, TB
John VanBenschoten, RHP (2003, 06*)	2001, 8th, PIT
Bryan Bullington, RHP (2004)	2002, 1st, PIT
Paul Maholm, LHP (2005)	2003, 8th, PIT
Adam Miller, RHP (2015)	2003, 31st, CLE
Neil Walker, C/INF (2006-07, 13*)	2004, 11th, PIT
Andrew McCutchen, OF (2006-07)	2005, 11th, PIT
Aaron Thompson, LHP (2011)	2005, 22nd, FLA
Craig Hanson, RHP (2010)	2005, 26th, BOS
Tyler Herron, RHP (2009)	2005, 46th, STL
Brad Lincoln, RHP (2009)	2006, 4th, PIT
Travis Snider, OF (2013)*	2006, 14th, TOR
Brett Sinkbeil, RHP (2011)	2006, 19th, FLA
Bryan Morris, RHP (2010-11)	2006, 26th, LAD
Kris Johnson, LHP (2012)	2006, 40th, BOS

PLAYER/CURVE YEARS	DRAFT/OVERALL/TEAM
Daniel Moskos, LHP (2009-10)	2007, 4th, PIT
Tim Alderson, RHP (2009-13)	2007, 22nd, SF
Aaron Poreda, RHP (2012)	2007, 25th, CWS
Jackson Williams, C (2017)	2007, 43rd, SF
Pedro Alvarez, 3B (2009)	2008, 2nd, PIT
Jeremy Bleich, LHP (2015)	2008, 44th, NYY
Tony Sanchez, C (2011-13)	2009, 4th, PIT
Vic Black, RHP (2012)	2009, 49th, PIT
Jameson Taillon, RHP (2012-13, 17*)	2010, 2nd, PIT
Gerrit Cole, RHP (2012)	2011, 1st, PIT
Barrett Barnes, OF (2015-16)	2012, 45th, PIT
Austin Meadows, OF (2015-16)	2013, 9th, PIT
Reese McGuire, C (2016)	2013, 14th, PIT
Cole Tucker, SS (2017-18)	2014, 24th, PIT
Connor Joe, C/IF/OF (2017)	2014, 39th, PIT
Kevin Newman, SS (2016-17)	2015, 19th, PIT
Ke'Bryan Hayes, 3B (2018)	2015, 32nd, PIT
Will Craig, 1B (2018)	2016, 22nd, PIT
Joe Musgrove, RHP (2018)*	2011, 46th, TOR
Henry Davis, C (2022-23, 24*)	2021, 1st, PIT
Nick Gonzales, 2B (2022)	2020, 7th, PIT
Quinn Priester, RHP (2022)	2019, 18th, PIT
Carmen Mlodzinski, RHP (2022)	2020, 31st, PIT
Connor Scott, OF (2022-23)	2018, 13th, MIA
Paul Skenes, RHP (2023)	2023, 1st, PIT
Thomas Harrington, RHP (2024)	2023, 36th, PIT
Termarr Johnson, INF (2024)	2022, 4th, PIT

DATE	OPPONENT	PLAYER	INN.	OUTS	ACTION	RBI	SCORE BEFORE	FINAL SCORE
5/2/99	Bowie	Tike Redman	9th	1	Home Run	1	4-4	5-4
5/21/99	Akron	Jeff Patzke	10th	1	Double	1	5-5	6-5
5/26/99	New Haven	Craig Wilson	11th	2	Home Run	2	1-1	3-1
6/15/99	Binghamton	Alex Hernandez	14th	1	Home Run	4	1-1	5-1
4/9/00	Harrisburg	Alex Hernandez (2)	9th	0	Single	1	8-8	9-8
4/27/00	Erie	Adam Hyzdu	9th	2	Double	1	2-2	3-2
5/30/00	Balk by Portland pitcher Scott Henderson scored Humberto Cota from third base with one out in the 11th inning					4-4	5-4	
6/22/00 (2)	Harrisburg	Rob Mackowiak	7th	2	Error/Scored runner from second		2-2	3-2
9/1/00	Akron	Rob Mackowiak (2)	10th	2	Error/Scored runner from first		2-2	3-2
4/14/01	Erie	Richard Paz	10th	0	Home Run	1	6-6	7-6
6/6/01	Harrisburg	Lee Evans	9th	1	Home Run	1	5-5	6-5
6/9/01	Reading	Carlos Rivera	9th	2	Single	1	2-2	3-2
7/2/01	Bowie	Shaun Skrehot	15th	1	Single	1	0-0	1-0
7/7/01	Erie	Shaun Skrehot (2)	9th	1	Single	2	3-4	5-4
7/29/01	Binghamton	Dan Meier	11th	0	Single/Error	0	4-4	5-4
8/3/01	Harrisburg	Ryan Doumit	9th	2	Groundout	1	1-1	2-1
9/3/01	Portland	Justin Martin	9th	1	Single	1	2-2	3-2
5/5/02	Bowie	Tony DeRosso	11th	0	Triple	1	6-6	7-6
6/12/02	Erie	Dan Meier (2)	9th	2	Single (PH)	1	4-4	5-4
6/26/02	New Britain	Tony Alvarez	9th	2	Single	1	2-2	3-2
8/10/02	Harrisburg	J.R. House	9th	1	Double	3	4-6	7-6
9/2/02	Bowie	Carlos Rivera (2)	13th	1	Single	1	1-1	2-1
4/12/03	Reading	Brett Roneberg	9th	1	Single	1	5-5	6-5
5/24/03	Binghamton	Ray Navarett	11th	0	Home Run	1	3-3	4-3
5/29/03	Akron	Ray Navarett (2)	13th	1	Single	1	4-4	5-4
6/8/03	A wild pitch by Harrisburg pitcher Luis Torres scored Chris Heintz from third with two outs in the 15th					1-1	2-1	
6/19/03	Harrisburg	Shaun Skrehot (3)	13th	2	Walk	1	7-7	8-7
4/20/04	Bowie	Josh Bonifay	9th	0	Single	1	4-4	5-4
5/2/04	Erie	Tomas de la Rosa	10th	2	Single	1	1-1	2-1
5/3/04 (2)	Binghamton	Ray Navarett (3)	7th	0	Home Run	3	1-3	4-3
5/28/04	New Britain	Nate McLouth	9th	2	Single	1	4-4	5-4
5/29/04	A wild pitch by New Britain pitcher Bobby Korecky scored Jeff Keppinger from third with one out in the 9th					8-8	9-8	
6/21/04	Akron	Ronny Paulino	10th	2	Home Run	1	4-4	5-4
6/22/04	Akron	Ray Sadler	10th	2	Single	1	5-5	6-5
8/8/04	Harrisburg	Ray Sadler (2)	10th	2	Single	1	5-5	6-5
5/3/05	Reading	Josh Bonifay (2)	10th	1	Home Run	2	2-2	4-2
5/9/05	Harrisburg	Scott Neuberger	11th	0	Single	1	3-3	4-3
5/25/05	Norwich	Brandon Chaves	11th	1	Sacrifice Fly	1	2-2	3-2
5/28/05	Reading	Jorge Cortes	9th	2	Single	1	5-5	6-5
6/9/05	Binghamton	Jorge Cortes (2)	9th	2	Single	1	2-2	3-2
6/20/05	Bowie	Tom Evans	11th	0	Home Run	1	5-5	6-5
7/24/05	Harrisburg	Josh Bonifay (3)	9th	2	Home Run	2	6-6	8-6
7/25/05	Binghamton	Jose Bautista	12th	0	Home Run	1	4-4	5-4
7/28/05	Binghamton	Jose Bautista (2)	9th	1	Single	1	5-5	6-5
8/8/05	Bowie	Craig Stansberry	9th	2	Single	1	4-4	5-4
4/25/06	Portland	Brandon Chaves (2)	11th	0	Single	1	4-4	5-4
5/12/06 (1)	Binghamton	Adam Boeve	10th	1	Sacrifice Fly	1	6-6	7-6
7/2/06	Akron	Brian Bixler	10th	1	Single	1	0-0	1-0
7/25/06	Harrisburg	David Parrish	10th	1	Sacrifice Fly	1	2-2	3-2
8/22/06 (2)	Bowie	Ray Sadler (3)	7th	2	Single	1	6-6	7-6
4/22/07	Harrisburg	Brett Roneberg (2)	9th	1	Fielder's Choice	1	7-7	8-7
5/17/07 (1)	Portland	Adam Boeve (2)	7th	1	Single (PH)	1	1-1	2-1
7/3/07	Bowie	David Parrish (2)	11th	1	Sacrifice Fly	1	3-3	4-3
7/31/07	Reading	Vic Buttler	9th	2	Single	1	2-2	3-2
8/25/07	Harrisburg	Taber Lee	9th	1	Single	1	6-6	7-6
4/9/08	Trenton	Miguel Perez	9th	2	Single	1	3-3	4-3
5/4/08 (1)	Erie	Melvin Dorta	8th	1	Home Run	1	3-3	4-3
6/6/08	Connecticut	Shelby Ford	10th	2	Single	1	0-0	1-0
7/5/08	Harrisburg	Brad Corley	10th	0	Single	1	2-2	3-2
7/20/08	Harrisburg	Brad Corley (2)	10th	1	Single	1	3-3	4-3
7/21/08 (1)	Akron	James Boone	8th	2	Double	1	2-2	3-2
8/30/08	Reading	Jose Tabata	11th	0	Single	1	4-4	5-4
7/21/09	Reading	Ray Chang	10th	1	Single (PH)	1	5-5	6-5
8/13/09	Portland	Brian Friday	10th	2	Single	1	8-8	9-8
8/26/09	Trenton	Jonel Pacheco	9th	1	Double	1	3-3	4-3
4/10/10	Harrisburg	Jose De Los Santos	10th	1	Double	1	0-0	1-0
4/13/10	Richmond	Josh Harrison	14th	2	Single	1	0-0	1-0
8/3/10	Akron	Chase d'Arnaud	10th	1	Single	1	2-2	3-2
8/13/10	New Hampshire	Miles Durham	19th	1	Home Run	1	3-3	4-3
8/24/10	Erie	Jordy Mercer	9th	1	Single	1	5-5	6-5
8/28/10	Richmond	Miles Durham (2)	10th	2	Double	1	2-2	3-2
5/2/11	Akron	Kris Watts	9th	1	Double	1	9-9	10-9
5/22/11	Akron	Brock Holt	9th	2	Single	1	4-4	5-4
6/15/11	New Britain	Jordy Mercer (2)	10th	1	Sacrifice Fly	1	10-10	11-10
8/16/11	New Hampshire	Brock Holt (2)	9th	2	Single	1	1-1	2-1
8/22/11	Richmond	Brock Holt (3)	9th	2	Walk	1	2-2	3-2
9/4/11	Richmond	Josh Rodriguez	11th	1	Single	1	0-0	1-0
5/31/12	Richmond	Robbie Grossman	11th	1	Single	1	4-4	5-4
6/12/12 (2)	Portland	Jarek Cunningham	7th	1	Single	2	1-2	3-2
6/14/12	Trenton	Jarek Cunningham (2)	9th	2	Double	2	5-6	7-6
7/9/12	Binghamton	Brock Holt (4)	9th	1	Single	1	2-2	3-2
7/29/12	New Hampshire	Adalberto Santos	10th	1	Single	1	2-2	3-2

DATE	OPPONENT	PLAYER	INN.	OUTS	ACTION	RBI	SCORE BEFORE	FINAL SCORE
8/29/12	Akron	Stefan Welch	9th	1	Walk	1	1-1	2-1
4/16/13	Richmond	Andrew Lambo	11th	1	Single	1	1-1	2-1
5/12/13	Richmond	Charlie Cutler	9th	2	Error	0	1-1	2-1
6/4/13	Reading	Andrew Lambo (2)	9th	2	Home Run	2	5-6	7-6
6/18/13	New Hampshire	Adalberto Santos (2)	10th	1	Single	1	4-4	5-4
8/1/13	Binghamton	Carlos Paulino	13th	1	Single	1	1-1	2-1
8/14/13	Portland	Mel Rojas Jr.	12th	2	Single	1	5-5	6-5
4/8/14	Akron	Willy Garcia	9th	1	Home Run	1	3-3	4-3
4/23/14	Harrisburg	Elias Diaz	9th	1	Sacrifice Fly (PH)	1	9-9	10-9
5/7/14	Bowie	Mel Rojas Jr. (2)	9th	1	Single	1	5-5	6-5
6/13/14	Reading	Alen Hanson	9th	0	Sacrifice bunt/error	0	4-4	5-4
7/7/14	Erie	Drew Maggi	10th	0	Single	1	3-3	4-3
8/12/14	Trenton	Gift Ngoepe	9th	1	Single	1	2-2	3-2
8/28/14	Andy Vasquez stole second, scored on a throwing error by Richmond catcher Eliezer Zambrano (0 outs in 9th)					2-2	3-2	
4/16/15	Akron	Eric Wood	11th	2	Walk	1	1-1	2-1
5/2/15	Erie	Josh Bell	9th	2	Home Run	3	2-3	5-3
5/14/15	Akron	Josh Bell (2)	9th	2	Walk	1	4-4	5-4
6/19/15	Harrisburg	Adam Frazier	10th	1	Hit By Pitch (PH)	1	3-3	4-3
7/21/15 (2)	Erie	Andy Vasquez	7th	2	Double	2	6-7	8-7
9/9/15***	Bowie	Jacob Stallings	9th	1	Single	1	7-7	8-7
5/26/16	Akron	Erich Weiss	9th	2	Double (PH)	2	1-2	3-2
6/16/16	A passed ball by Akron catcher Wilkin Castillo scored Harold Ramirez from third with no outs in the 9th					2-2	3-2	
6/28/16	Binghamton	Jose Osuna	9th	2	Double	1	7-7	8-8
7/27/16	A wild pitch by Erie pitcher Paul Voelker scored Stetson Allie with one out in the 9th						10-10	11-10
8/3/16	Richmond	Edwin Espinal	12th	1	Home Run	1	1-1	2-1
8/4/16	Richmond	Edwin Espinal (2)	10th	1	Sacrifice Fly	1	1-1	2-1
8/27/16	Erie	Stetson Allie	14th	1	Single	1	4-4	5-4
5/11/17	New Hampshire	Edwin Espinal (3)	9th	1	Hit By Pitch	1	3-3	4-3
5/30/17	Akron	Wyatt Mathisen	10th	2	Single	1	4-4	5-4
7/15/17	Bowie	Pablo Reyes	13th	0	Home Run	1	6-6	7-6
8/12/17 (1)	Trenton	Elvis Escobar	7th	0	Single	1	2-2	3-2
8/13/17	Trenton	Elvis Escobar (2)	10th	0	Single	1	4-4	5-4
9/4/17	Harrisburg	Mitchell Tolman	12th	1	Home Run	3	4-4	7-4
5/30/18	Akron	Stephen Alemais	9th	2	Single	1	3-3	4-3
5/31/18	Akron	Jin-De Jhang	9th	1	Single	1	3-3	4-3
6/7/18	Reading	Tyler Gaffney	9th	2	Single	1	0-0	1-0
7/8/18	Trenton	Logan Hill	9th	0	Single	1	2-2	3-2
7/26/18	Binghamton	Bryan Reynolds	9th	2	Home Run	3	5-7	8-7
4/11/19	Akron	Bligh Madris	12th	1	Single	1	2-2	3-2
6/1/19	New Hampshire	Hunter Owen	9th	0	Home Run	2	2-3	4-3
6/29/19 (2)	Binghamton	Chris Sharpe	9th	0	Single	1	3-3	4-3
7/4/19	Erie	Robbie Glendinning	10th	1	Double	2	4-5	6-5
8/6/19	Richmond	Jerrick Suiter	10th	1	Single	1	3-3	4-3
5/7/21	Bowie	Rodolfo Castro	10th	0	Single	1	4-4	5-4
6/25/21	Harrisburg	Mason Martin	9th	2	Home Run	2	2-3	4-3
8/18/21	Somerset	Daniel Amaral	9th	1	Home Run	2	4-5	6-5
4/24/22	New Hampshire	Andres Alvarez	9th	2	Single	1	4-4	5-4
5/13/22	Somerset	Aaron Shackelford	10th	0	Single	1	1-1	2-1
6/5/22	Bowie	Dylan Shockley	10th	1	Double	1	2-2	3-2
7/16/22	Richmond	Connor Scott	9th	1	Sacrifice Fly	1	0-0	1-0
8/5/22	Akron	Blake Sabol	9th	0	Sacrifice Fly	1	1-1	2-1
8/17/22 (2)	Harrisburg	Nick Gonzales	10th	0	Double	1	2-2	3-2
8/18/22	Harrisburg	Malcom Nunez	9th	2	Home Run	3	5-5	8-5
4/23/23	Bowie	Lolo Sanchez	9th	1	Sacrifice Fly	1	4-4	5-4
5/12/23	Akron	Matt Gorski	10th	1	Fielder's Choice	1	1-1	2-1
5/31/23	Binghamton	Connor Scott	10th	1	Sacrifice Fly	1	3-3	4-3
7/5/23	Erie	Mason Martin	11th	2	Single	1	6-6	7-6
8/1/23	Richmond	Connor Scott	9th	2	Walk	1	0-0	1-0
8/24/23	Akron	Andres Alvarez	10th	1	Sacrifice Fly	1	1-1	2-1
8/26/23	Akron	Carter Bins	9th	2	Single	1	8-8	9-8
9/10/23	Harrisburg	Carter Bins	9th	1	Double	1	4-4	5-4
4/9/24	Harrisburg	Kervin Pichardo	10th	2	Single	1	7-7	8-7
6/15/24	Erie	Brenden Dixon	9th	1	Home Run	3	8-8	11-8
7/6/24	Harrisburg	Abraham Gutierrez	10th	0	Single	1	12-12	13-12
8/1/24	Richmond	Abraham Gutierrez	10th	1	Sacrifice Fly	1	4-4	5-4
8/15/24	Bowie	Jase Bowen	9th	1	Home Run	3	1-2	4-2
8/17/24	Bowie	Tres Gonzalez	11th	0	Bunt 1B	1	6-6	7-6
8/29/24	New Hampshire	Brenden Dixon	10th	1	Single	1	4-4	5-4
8/30/24	New Hampshire	Matt Fraizer	10th	0	Home Run	3	5-4	7-5

*** - Playoff Game PH - Pinch-hitter

YEAR-BY-YEAR RECORD IN EXTRA-INNING GAMES

YEAR	OVERALL	PCT	HOME	ROAD
1999	5-9	.357	3-2	2-7
2000	8-5	.615	2-2	6-3
2001	3-5	.375	3-5	--
2002	4-3	.571	2-1	2-2
2003	7-10	.412	4-7	3-3
2004	7-5	.583	4-2	3-3
2005	6-6	.500	5-1	1-5
2006	5-7	.417	4-2	1-5
2007	6-7	.462	1-3	5-4
2008	9-4	.692	6-2	3-2
2009	5-8	.385	2-3	3-5
2010	8-4	.667	5-2	3-2
2011	4-8	.333	2-5	2-3
2012	4-5	.444	2-2	2-3
2013	6-2	.750	4-2	2-0
2014	3-10	.231	1-3	2-7
2015	3-8	.273	2-2	1-6
2016	6-2	.750	3-1	3-1
2017	9-9	.500	4-3	5-6
2018	5-7	.417	0-5	5-2
2019	7-4	.636	4-2	3-2
2021	7-1	.875	1-0	6-1
2022	7-5	.583	3-2	4-3
2023	7-7	.500	4-2	3-5
2024	11-5	.687	6-2	5-3
	152-146	.510	77-63	75-83

GAMES OF 15+ INNINGS (10)

19 INNINGS (2)

July 13, 2000 @ Norwich, W 6-5
August 13, 2010 vs. New Hamp., W 4-3

18 INNINGS (1)

June 11, 2015 @ Reading, L 8-7

17 INNINGS (0)

N/A

16 INNINGS (1)

August 27, 2000 @ Reading, W 4-2

15 INNINGS (6)

July 2, 2001 vs. Bowie, W 1-0
April 26, 2003 vs. Akron, L 4-3
June 8, 2003 vs. Harrisburg, W 2-1
September 1, 2005 @ Bowie, W 4-1
April 22, 2011 @ Richmond, W 11-5
August 28, 2017 @ Richmond, L 2-1

IT KEEPS GOING & GOING...

The longest game in Altoona Curve history took place on July 13, 2000 in Norwich, Conn, when Altoona outlasted the Navigators, 6-5, in 19 innings. The game took six hours and 17 minutes to play. With the score tied 2-2, the Curve scored four times in the top of the 19th inning before they withstood a three-run comeback attempt in the bottom half of the frame to earn the win.

GAMES TIED 0-0 ENTERING EXTRA INNINGS (20)

April 15, 2000 vs. Reading, L 3-0 (10)
July 2, 2001 vs. Bowie, W 1-0 (15)
May 26, 2002 vs. Trenton, L 2-1 (12)
June 24, 2006 @ Akron, W 1-0 (10)
July 2, 2006 vs. Akron, W 1-0 (10)
June 6, 2008 vs. Connecticut, W 1-0 (10)
July 31, 2008 @ Trenton, L 1-0 (10)

June 6, 2009 vs. Akron (1), L 1-0 (9)
April 10, 2010 vs. Harrisburg, W 1-0 (10)
April 13, 2010 vs. Richmond, W 1-0 (14)
July 27, 2010 @ Erie, L 2-0 (13)
June 24, 2011 @ Harrisburg, L 2-0 (10)
Sept. 4, 2011 vs. Richmond, W 1-0 (11)
May 5, 2012 vs. Richmond (1), L 1-0 (8)

April 13, 2013 vs. Harrisburg, L 3-1 (10)
May 30, 2014 vs. New Hamp., L 1-0 (12)
Sept. 5, 2016 @ Richmond, W 2-0 (10)
April 20, 2019 @ Richmond (2), W 1-0 (8)
August 14, 2019 @ Harrisburg, W 3-0 (10)
August 24, 2023 vs. Akron, W 2-1 (10)

CRAZY 8s

In 2010, Curve outfielder Alex Presley had an unprecedented day at the plate on May 24 in Akron. The Monroe, La. native exploded for eight RBI to surpass Curve legend Adam Hyzdu for the most RBI in one game in franchise history. That feat was duplicated in 2013 by another Curve OF in Alex Dickerson, who tied the mark on July 26 in Manchester, N.H. against the Fisher Cats. Dickerson was 3-for-6 that day with a home run and two runs scored. It was part of a big weekend in Manchester as it came one night after the Curve threw the second combined no-hitter in franchise history.

TOP SINGLE-GAME PERFORMANCES

NO-HIT GAMES

THROWN BY THE CURVE (2)

Adrian Burnside, Neal McDade,	
Chris Spurling	4/23/02 vs. Akron
Ethan Hollingsworth, Jason Townsend,	
Jhonas Ramos,	
Ryan Beckman	7/25/13 @ New Hampshire

5+ RBI GAMES (66)

Adam Hyzdu	5/14/99 vs. Harrisburg (5)
Garrett Long	5/29/99 vs. Portland (6)
Adam Hyzdu	6/25/99 @ New Britain (7)
Craig Wilson	7/4/99 @ Erie (5)
Kevin Haverbush	7/18/99 @ Reading (5)
Craig Wilson	9/4/99 @ Erie (6)
Adam Hyzdu	5/5/00 @ Bowie (7)
Adam Hyzdu	8/7/00 vs. Erie (5)
Eddy Furniss	8/10/00 @ Reading (5)
B.J. Barns	8/6/01 @ Erie (5)
J.J. Davis	7/21/02 vs. Bowie (5)
Tony Alvarez	7/24/02 vs. Harrisburg (6)
Shawn Garrett	8/9/02 vs. Harrisburg (5)
Shawn Garrett	4/21/03 @ Erie (5)
Chan Perry	7/18/03 @ Erie (5)
Ray Sadler	5/14/04 vs. Akron (5)
Chris Duffy	6/5/04 @ Akron (5)
Josh Bonifay	6/5/04 @ Akron (6)
Josh Bonifay	8/4/04 @ Akron (5)
Brad Eldred	8/7/04 vs. Harrisburg (5)
Brad Eldred	8/15/04 @ Reading (6)
Brad Eldred	4/29/05 vs. Trenton (6)
Simon Pond	4/14/06 @ Reading (5)
Vic Buttlr	5/17/06 vs. Reading (6)
Brant Ust	5/24/06 vs. Bowie (5)
Brett Roneberg	7/29/06 @ Connecticut (6)
Steven Pearce	6/7/07 @ New Britain (5)
Steven Pearce	6/13/07 vs. New Britain (5)
Neil Walker	6/28/07 vs. Trenton (5)
Miguel Perez	6/18/08 vs. Connecticut (5)
Jamie Romak	8/15/08 @ New Hampshire (4)
Shelby Ford	8/8/09 @ New Hampshire (5)
Alex Presley	4/19/10 @ Akron (5)
Shelby Ford	5/15/10 @ Richmond (5)
Alex Presley	5/24/10 @ Akron (8)
Hector Gimenez	6/2/10 @ New Britain (5)
Kris Watts	8/7/10 @ Harrisburg (5)
Starling Marte	4/22/11 @ Richmond (6)
Jordy Mercer	5/11/11 @ Harrisburg (5)
Robbie Grossman	7/22/12 vs. Erie Gm. #1 (5)
Alex Dickerson	6/2/13 @ Portland (7)
Alex Dickerson	7/26/13 @ New Hampshire (8)
Stetson Allie	4/23/14 vs. Harrisburg (5)
Willy Garcia	6/3/14 vs. Binghamton (5)
Keon Broxton	4/24/15 @ Erie (6)
Josh Bell	5/2/15 vs. Erie (5)
Stetson Allie	7/21/15 vs. Erie Gm. #1 (5)
Jose Osuna	8/22/15 @ Bowie (6)
Erich Weiss	8/12/16 @ New Hampshire (7)
Edwin Espinal	8/29/16 vs. Binghamton (5)
Jin-De Jhang	8/3/17 vs. Erie (5)
Will Craig	6/12/18 @ Binghamton (5)
Jordan George	7/28/18 vs. Binghamton (5)
Hunter Owen	4/5/19 @ Akron (5)
Jared Oliva	7/13/19 @ Erie (5)
Jason Delay	8/21/19 vs. Hartford (5)
Mason Martin	7/6/21 vs. Akron (5)
Cal Mitchell	8/24/21 vs. Richmond (5)
Jack Suwinski	4/23/22 vs. New Hampshire (5)
Andres Alvarez	6/2/22 vs. Bowie (5)
Aaron Shackelford	6/17/22 vs. Erie (5)
Andres Alvarez	5/25/23 vs. Hartford (6)
Connor Scott	5/28/23 vs. Hartford (6)
Matt Fraizer	6/1/23 vs. Binghamton (5)
Aaron Shackelford	4/9/24 vs. Harrisburg (5)
Kervin Pichardo	8/11/24 @ Portland (5)

5+ HIT GAMES (16)

Humberto Cota	8/13/00 @ Bowie (5-for-6)
Adrian Brown	5/8/01 vs. Bowie (5-for-5)
Tony Alvarez	5/3/02 vs. Bowie (5-for-5)
Jose Castillo	5/7/03 @ Akron (5-for-6)
Jeff Keppinger	6/16/04 @ Harrisburg (5-for-6)
Rajai Davis	7/27/05 vs. Binghamton (5-for-6)
Brett Roneberg	5/3/06 @ Erie (5-for-6)
Jason Delaney	7/18/07 vs. Bowie (5-for-5)
Melvin Dorta	4/18/08 vs. Erie (5-for-5)
Shelby Ford	6/8/08 vs. Connecticut (5-for-6)
Melvin Dorta	7/11/08 @ Erie (5-for-6)
Dan Gamache	5/25/15 @ New Hampshire (5-for-5)
Stetson Allie	7/27/16 vs. Erie (5-for-5)
Elvis Escobar	6/20/17 vs. Trenton (5-for-5)
Wyatt Mathisen	8/3/17 vs. Trenton (5-for-5)
Cal Mitchell	8/24/21 vs. Richmond (5-for-6)

THROWN AGAINST THE CURVE (8)

Sean Douglass,	
Jimmy Hamilton	4/19/00 vs. Bowie [7 inn.]
Dave Crouthers, Andy Mitchell,	
Jacobo Sequea	8/19/04 vs. Bowie
Brett Smith	7/4/07 @ Trenton [5 inn.]
Carlos Carrasco	8/21/07 @ Reading [6 inn.]
Chuck James, Cole Kimball,	
Zech Zincola	6/10/10 vs. Harrisburg [7 inn.]
Giovanni Soto	7/15/12 @ Akron
Casey Mize	4/29/19 vs. Erie
Brian Keller	8/1/19 @ Trenton [7 inn.]

COMPLETE-GAME SHUTOUTS (29)

Bronson Arroyo	6/8/99 vs. Bowie (11 hits)
Stephen Sparks	6/4/00 @ Harrisburg (4 hits)
Sam McConnell	6/13/00 @ Bowie (5 hits)
Wilson Guzman	6/17/00 @ Akron Gm #2 (2 hits) [7 inn.]
Stephen Sparks	7/7/00 vs. Reading (5 hits)
Justin Reid	7/20/01 vs. New Haven (4 hits)
Mike Gonzalez	8/18/01 @ Harrisburg (6 hits)
John Grabow	6/13/02 vs. Erie (5 hits)
Brian O'Connor ...7/23/02 vs. Harrisburg Gm #2 (4 hits) [7 inn.]	
Brad Guy	8/29/02 @ Erie (3 hits)
Sean Burnett	6/18/03 vs. Trenton (2 hits)
Ian Snell	4/27/04 @ Norwich Gm #1 (3 hits) [7 inn.]
Ian Snell	9/3/04 @ New Britain Gm #1 (5 hits) [7 inn.]
Tom Gorzelanny	6/26/05 vs. New Britain (3 hits)
Tom Gorzelanny	9/9/05 vs. Akron (4 hits)***
Landon Jacobsen	6/22/06 @ Harrisburg (3 hits) [6 inn.]
Luis Munoz	6/28/07 vs. Trenton (5 hits) [7 inn.]
Dewon Brazelton	8/31/07 @ Erie (3 hits) [7 inn.]
Brad Lincoln	5/21/09 @ Bowie (2 hits)
Sean Smith	6/6/09 vs. Akron Gm. #2 (4 hits) [7 inn.]
Aaron Pribanic	5/21/11 vs. Akron Gm. #1 (7 hits) [7 inn.]
Phil Irwin	7/27/12 vs. New Hamp. Gm. #1 (2 hits) [7 inn.]
Adrian Sampson	7/18/14 vs. Bowie (1 hit)
Mitch Keller	9/7/17 @ Bowie (1 hit)***
Taylor Hearn	6/26/18 vs. Harrisburg Gm #1 (4 hits) [7 inn.]
James Marvel	4/20/19 @ Richmond Gm. #1 (1 hit) [7 inn.]
Domingo Robles	6/8/19 vs. Akron Gm. #1 (4 hits) [7 inn.]
Sean Brady	8/23/19 @ Bowie (7 hits)
Domingo Robles	8/26/19 vs. Akron (5 hits)

***Indicates E.L. Playoff Game

^Suspended game from 8/19/07 completed on 8/31

10+ STRIKEOUT GAMES (40)

Paul Ah Yat	4/25/99 @ Bowie (10)
Paul Ah Yat	6/1/99 @ Norwich (11)
Bronson Arroyo	7/19/99 vs. Erie (10)
Joe Beigel	9/4/00 vs. Akron (11)
Jason Schmidt	4/13/01 vs. Erie (10)
Adrian Burnside	4/17/02 vs. Erie (11)
Ben Shaffar	6/14/02 @ Bowie (10)
Ian Snell	5/2/04 vs. Erie (12)
Ian Snell	8/12/04 @ New Hampshire (11)
Ian Snell	9/3/04 @ New Britain (10)
Tom Gorzelanny	8/2/05 @ Erie (10)
Tom Gorzelanny	9/9/05 vs. Akron (13)***
Luis Munoz	5/7/07 vs. Erie (10)
Kip Bouknight	8/30/07 vs. Reading (10)
Rudy Owens	5/4/10 @ Richmond (11)
Justin Wilson	8/14/10 vs. New Hampshire (11)
Jeff Locke	4/25/11 @ Harrisburg (10)
Kyle McPherson	7/30/11 @ Portland (10)
Jameson Taillon	4/12/13 vs. Harrisburg (10)
Jameson Taillon	5/19/13 @ Richmond (10)
David Bromberg	6/12/13 @ New Britain Gm. #2 (12)
Steven Brault	7/6/15 vs. Harrisburg (10)
Tyler Glasnow	7/21/15 vs. Erie (10)
Tyler Glasnow	7/26/15 vs. Akron (12)
J.T. Brubaker	7/13/17 vs. Portland (10)
Mitch Keller	7/1/17 vs. Harrisburg (11)
Taylor Hearn	6/14/18 @ Binghamton (10)
Cam Vieaux	5/22/19 @ New Hampshire (10)
Cam Vieaux	8/29/19 vs. Akron (11)
Roansy Contreras	5/4/21 vs. Bowie (11)
Roansy Contreras	5/11/21 @ Binghamton (11)
Roansy Contreras	6/15/21 @ Erie (10)
Luis Ortiz	8/26/22 @ Bowie (10)
Kyle Nicolas	5/23/23 @ Richmond (10)
Braxton Ashcraft	5/14/24 @ Akron (10)
Braxton Ashcraft	6/2/24 @ Richmond (12)
Bubba Chandler	6/21/24 @ Bowie (10)
Bubba Chandler	6/27/24 vs. Akron (11)
Thomas Harrington	7/10/24 vs. Bowie (11)
Thomas Harrington	7/20/24 @ Somers (10)

***Indicates E.L. Playoff Game

GRAND SLAMS (51)

Kevin Haverbusch	4/13/99 @ Harrisburg
Steve Bieser	6/3/99 @ Binghamton
Alex Hernandez	6/15/99 vs. Binghamton
Adam Hyzdu	6/25/99 @ New Britain
Craig Wilson	7/4/99 @ Erie
Kory DeHaan	7/15/99 @ Reading
Rob Mackowiak	5/21/00 vs. New Britain
Rob Mackowiak (2)	6/15/00 @ Bowie
Rob Mackowiak (3)	6/21/00 @ Erie
Adam Hyzdu (2)	7/15/00 @ Norwich
Tracy Sanders	8/28/00 @ Reading
Lee Evans	6/10/01 vs. Reading
Tony Alvarez	6/10/01 vs. Reading
Tony DeRosso	5/6/02 @ Reading
Tony DeRosso (2)	7/14/02 @ Akron
Shawn Garrett	8/9/02 vs. Harrisburg
Chan Perry	7/18/03 @ Erie
Ray Sadler	5/14/04 vs. Akron
Josh Bonifay	6/5/04 @ Akron
Ray Sadler	6/12/04 @ Reading
Brad Eldred	8/15/04 @ Reading
Brad Eldred (2)	8/23/04 @ Erie
Carlos Maldonado	4/27/05 @ Erie
Brad Eldred (3)	4/29/05 vs. Trenton
Rich Thompson	8/22/05 @ Bowie
Brett Roneberg	5/12/06 vs. Binghamton
Vic Buttler	5/17/06 vs. Reading
Ray Sadler (2)	6/6/06 @ Portland
Steve Roneberg (2)	7/29/06 @ Connecticut
Stevan Pearce	6/13/07 vs. New Britain
Neil Walker	6/28/07 vs. Trenton
Anthony Webster	7/11/08 @ Erie
Shelby Ford	8/8/09 @ New Hamp.
Miles Durham	7/26/10 @ Erie
Andrew Lambo	8/27/12 vs. Akron
Alex Dickerson	6/2/13 @ Portland
Stetson Allie	4/23/14 vs. Harrisburg
Keon Broxton	4/24/15 @ Erie
Stetson Allie (2)	7/21/15 vs. Erie (1)
Barrett Barnes	9/9/15 vs. Bowie***
Jonathan Schwind	8/17/16 @ Portland
Bryan Reynolds	6/13/18 @ Binghamton
Alfredo Reyes	8/23/18 vs. Harrisburg
Cole Tucker	9/7/18 vs. Akron***
Hunter Owen	4/5/19 @ Akron
Chris Sharpe	6/30/19 vs. Binghamton
Conor Kaiser	7/13/21 vs. Binghamton
Andres Alvarez	5/25/23 vs. Hartford
Joe Perez	5/31/24 vs. Portland
Brenden Dixon	7/13/24 vs. Bowie
Tsung-Che Cheng	8/7/24 @ Portland

***Indicates E.L. Playoff Game

LEAD-OFF HOME RUNS (41)

Kevin Nicholson	7/7/03 vs. Norwich
Nyjer Morgan	8/24/06 @ Harrisburg
Jason Bowers	7/15/07 vs. Akron
Jason Bowers (2)	8/31/07 @ Erie
James Boone	4/13/08 @ Reading
James Boone (2)	4/21/08 vs. Akron
Angel Gonzalez	7/26/08 @ Harrisburg (2)
Shelby Ford	8/16/08 @ New Hamp.
Brian Friday	5/16/09 vs. Akron (1)
Jim Negrych	7/1/09 @ Reading
Chase d'Arnaud	7/31/10 @ Richmond
Starling Marte	7/26/11 @ Reading
Starling Marte (2)	8/11/11 @ New Britain
Robbie Grossman	6/17/12 @ Binghamton
Robbie Grossman (2)	6/26/12 @ Binghamton
Andy Vasquez	5/17/14 @ Erie (1)
Alen Hanson	6/21/14 @ Portland (2)
Alen Hanson (2)	7/2/14 @ Bowie
Alen Hanson (3)	7/5/14 vs. Harrisburg
Alen Hanson (4)	8/19/14 @ Akron
Adam Frazier	9/6/15 @ Binghamton
Elvis Escobar	9/1/16 vs. Binghamton
Pablo Reyes	4/8/17 @ Harrisburg (2)
Kevin Newman	5/22/17 vs. Akron
Kevin Newman (2)	6/28/17 @ Bowie
Cole Tucker	8/28/18 vs. Trenton
Cole Tucker (2)	9/6/18 @ Akron***
Jared Oliva	5/3/19 @ Richmond
Jonah Davis	5/15/21 @ Binghamton
Jonah Davis (2)	7/15/21 vs. Binghamton
Nick Gonzales	4/29/22 @ Akron
Andres Alvarez	5/21/22 vs. Richmond
Matt Fraizer	6/23/22 @ New Hampshire
Jared Triolo	8/10/22 @ Binghamton
Jared Triolo (2)	8/14/22 @ Binghamton
Jared Triolo (3)	8/18/22 vs. Harrisburg
Liover Peguero	6/15/23 @ Somerset
Liover Peguero (2)	6/21/23 vs. Bowie (2)
Jackson Glenn	7/22/23 vs. Reading
Jackson Glenn (2)	8/20/23 @ Bowie

***Indicates E.L. Playoff Game

PINCH-HIT HOME RUNS (18)

Adam Hyzdu	7/2/00 @ Harrisburg (solo)
Mike Stoner	8/5/01 vs. Harrisburg (solo)
Tony DeRosso	5/6/02 @ Reading (grand slam)
Jonel Pacheco	6/11/08 @ New Britain (2-run)
Jonel Pacheco (2)	4/22/09 vs. Reading (solo)
Jason Delaney	5/30/09 @ Trenton (solo)
Pedro Alvarez	7/13/09 @ Bowie (solo)
Jeff Corsaletti	7/19/09 vs. Harrisburg (solo)
Anthony Norman	7/15/10 @ Harrisburg (2-run)
Brandon Jones	7/17/10 @ Harrisburg (2-run)
Justin Howard	7/4/14 vs. Harrisburg (2-run)
Dan Gamache	5/8/15 @ Harrisburg (2-run)
Jordan Luplow	5/17/17 @ Binghamton (2-run)
Chase Simpson	6/7/17 @ Harrisburg (3-run)
Jonathan Schwind	8/9/17 vs. Reading (3-run)
Jonathan Schwind	9/4/17 vs. Harrisburg (solo)
Darnell Sweeney	8/13/19 @ Harrisburg (solo)
Deon Stafford	6/3/21 @ Richmond (solo)

THREE HOME RUN INNINGS (10)

3rd inn., 7/10/99 vs. Akron	A. Hyzdu/G. Long/R. Mackowiak
6th inn., 6/8/04 vs. Harrisburg	R. Paulino/K. Nicholson/R. Sadler
6th inn., 4/29/05 vs. Trenton	R. Sadler/J. Bautista/B. Eldred
8th inn., 4/14/06 @ Reading	R. Alvarez/S. Pond/J. Guzman
3rd inn., 8/31/08 vs. Reading	J. Tabata/J. Pacheco/J. Boone
9th inn., 7/17/10 @ Harrisburg	H. Gimenez/B. Jones/M. Hague
4th inn., 5/22/13 @ Reading	A. Lambo/C. Cutler/J. Howard
2nd inn., 6/2/13 @ Portland	A. Lambo/J. Cunningham/A. Dickerson
2nd inn., 7/23/14 @ New Britain	K. Broxton/G. Ngoepe/C. Paulino
5th inn., 6/30/21 @ Hartford	C. Mitchell/O. Cruz/R. Castro

INSIDE-THE-PARK HOME RUNS (7)

Garrett Long	7/28/00 @ New Britain (solo)
Andrew McCutchen	5/21/07 @ Akron (solo)
James Boone	4/18/08 vs. Erie (solo)
Mel Rojas Jr.	4/5/13 @ Erie (solo)
Alex Dickerson	4/7/13 @ Erie (2-run)
Will Craig	4/10/18 vs. Harrisburg (3-run)
Harter Bins	4/23/22 vs. New Hampshire (solo)

HOME RUNS HIT BY CURVE PITCHERS (7)

Aaron France	April 12, 1999 @ Harrisburg (solo)
Alex Pena	August 30, 1999 vs. Reading (solo)
Randy Galvez	April 26, 2001 @ Harrisburg (solo)
Tim Alderson	August 19, 2009 @ Harrisburg (solo)
Tim Alderson (2)	July 1, 2010 @ Reading (2-run)
Alex McRae	April 30, 2017 vs. Harrisburg (solo)
Beau Sulser	May 14, 2019 @ Binghamton (solo)

GOING, GOING, GONE

Led by Aaron Shackelford's 26 home runs, the 2022 Altoona Curve set a new franchise record with 143 home runs in 137 games; Shackelford's total was the most among Pirates minor league players and the second-highest in franchise history. Andres Alvarez added 20 home runs of his own as part of the first 20/20 season in franchise history, matching the franchise record for most players with 20 or more home runs in a season (two). Blake Sabol (14) and Liover Peguero (10) also reached double-digits in homers during the 2022 season. Connor Scott set the record with a two-homer game in the penultimate game of the season against Reading on Saturday, September 17.

HOME RUN HISTORY

TWO-HOME RUN GAMES (129)

Garrett Long	4/24/99 @ Bowie
Adam Hyzdu	5/20/99 @ Bowie
Garrett Long (2)	5/29/99 vs. Portland
Adam Hyzdu (2)	6/25/99 @ New Britain
Tike Redman	7/4/99 @ Erie
Garrett Long (3)	7/16/99 @ Reading
Adam Hyzdu (3)	8/16/99 @ Portland
Craig Wilson	9/4/99 @ Erie
Kevin Haverbusch	4/9/00 vs. Harrisburg
Derrick Lankford	4/24/00 @ Harrisburg
Adam Hyzdu (4)	5/5/00 @ Bowie
Humberto Cota	5/14/00 @ Trenton
Alex Hernandez	6/3/00 @ Harrisburg (solo, solo)
Adam Hyzdu (5)	7/2/00 @ Harrisburg (solo, 2-run)
Rico Washington	7/28/00 @ New Britain
Adam Hyzdu (6)	8/7/00 vs. Erie
Rico Washington (2)	8/10/00 @ Reading
Eddy Furniss	8/10/00 @ Reading
Darren Burton	6/15/01 @ Erie (solo, solo)
B.J. Barns	8/6/01 @ Erie
Dan Meier	8/19/01 @ Harrisburg (solo, solo)
Dan Meier (2)	4/27/02 @ Erie
Tony Alvarez	7/24/02 vs. Harrisburg
Victor Rodriguez	7/25/02 @ Erie (2)
J.J. Davis	7/26/02 @ Erie
Tony Alvarez (2)	7/28/02 @ Erie
J.J. Davis (2)	8/5/02 vs. Erie
Shawn Garrett	4/21/03 @ Erie (1)
Shawn Garrett (2)	5/2/03 @ Reading
Chan Perry	6/29/03 @ Portland
Brett Roneberg	7/19/03 @ Erie (1)
Ronny Paulino	7/29/03 @ Erie (2) (solo, solo)
Kevin Nicholson	9/4/03 @ Akron (solo, solo)***
Chris Duffy	6/5/04 @ Akron
Ray Sadler	6/8/04 vs. Harrisburg (solo, solo)
Ray Sadler (2)	6/12/04 @ Reading (grand slam, solo)
Ronny Paulino (2)	7/12/04 @ Portland (solo, solo)
Ray Sadler (3)	7/12/04 @ Portland (solo, solo)
Josh Bonifay	8/4/04 @ Akron
Brad Eldred	8/7/04 vs. Harrisburg
Tom Evans	8/10/04 @ New Hampshire
Brad Eldred (2)	8/12/04 @ New Hampshire
Jorge Cortes	8/12/04 @ New Hampshire (solo, solo)
Brad Eldred (3)	8/15/04 @ Reading
Brad Eldred (4)	4/10/05 @ Reading (2-run, 2-run)
Victor Mercedes	4/25/05 @ Erie (solo, solo)
Brad Eldred (5)	5/2/05 vs. Reading (2-run, 2-run)
Josh Bonifay (2)	5/3/05 vs. Reading (solo, 2-run)
Ronny Paulino (3)	5/4/05 vs. Reading (2-run, solo)
Josh Bonifay (3)	5/15/05 vs. New Hampshire (2-run, solo)
Josh Bonifay (4)	6/14/05 @ Norwich (2-run, solo)
Tom Evans (2)	6/22/05 vs. Bowie (solo, 2-run)
Craig Stansberry	8/14/05 @ Reading (solo, 2-run)
Craig Stansberry (2)	9/5/05 @ Bowie (solo, solo)
Adam Bovee	9/11/05 @ Akron (solo, 2-run)***
Simon Pond	4/10/06 vs. Erie (2-run, solo)
Brant Ust	5/24/06 vs. Bowie (3-run, 2-run)
Neil Walker	5/27/07 @ Bowie (2-run, 2-run)
Brett Roneberg (2)	6/12/07 vs. New Britain (solo, 2-run)
Steve Pearce	6/12/07 vs. New Britain (3-run, solo)
Adam Bovee (2)	6/25/07 @ Reading (solo, solo)
Adam Bovee (3)	7/16/07 vs. Bowie (2-run, solo)
Jason Delaney	7/16/07 vs. Bowie (solo, solo)
Russ Johnson	8/22/07 @ Reading (solo, solo)
James Boone	4/18/08 vs. Erie (solo, solo)
Melvin Dorta	7/25/08 @ Harrisburg (2-run, solo)
Jamie Romak	8/15/08 @ New Hampshire (2-run, 2-run)
Hector Gimenez	5/13/09 @ Harrisburg (solo, 2-run)
Jamie Romak (2)	6/20/09 vs. Connecticut (solo, 2-run)
Jonel Pacheco	6/28/09 vs. Bowie (3-run, solo)
Pedro Alvarez	8/27/09 vs. Trenton (2-run, solo)
Hector Gimenez (2)	5/5/10 @ Richmond (solo, 2-run)
Shelby Ford	5/15/10 @ Richmond (2-run, 3-run)
Alex Presley	5/24/10 @ Akron (3-run, 2-run)
Hector Gimenez (3)	6/2/10 @ New Britain (2-run, 2-run)
Josh Harrison	8/19/10 @ Portland (solo, 2-run)
Matt Hague	8/31/10 @ Bowie (solo, 2-run)
Jordy Mercer	5/11/11 @ Harrisburg (3-run, solo)
Jordy Mercer (2)	6/5/11 vs. Portland (solo, 2-run)
Quincy Latimore	7/9/11 vs. Bowie (solo, 2-run)
Quincy Latimore (2)	8/13/11 vs. Reading (solo, solo)
Kelson Brown	6/25/12 vs. Akron (solo, solo)
Stefan Welch	7/1/12 @ Binghamton (2-run, 2-run)
Adalberto Santos	7/23/12 @ Reading (solo, 2-run)
Andrew Lambo	8/18/12 @ New Hampshire (2-run, solo)
Alex Dickerson	6/2/13 @ Portland (grand slam, 2-run)
Jarek Cunningham	6/2/13 @ Portland (solo, solo)
Justin Howard	8/17/13 @ Erie (1) (solo, solo)
Stetson Allie	4/23/14 vs. Harrisburg (solo, grand slam)
Keon Broxton	5/8/14 @ Akron (solo, 2-run)
Willy Garcia	5/22/14 vs. Akron (solo, 2-run)
Stetson Allie (2)	5/25/14 @ Erie (solo, 2-run)
Willy Garcia (2)	6/30/14 @ Bowie (2-run, solo)
Keon Broxton (2)	8/19/14 @ Akron (solo, 3-run)
Willy Garcia (3)	6/3/15 vs. New Britain (solo, solo)

Erich Wood	5/12/16 @ Richmond (solo, solo)
Anderson Feliz	9/7/16 vs. Akron (solo, solo)***
Jordan Luplow	4/11/17 @ Richmond (solo, solo)
Kevin Kramer	4/13/17 vs. Akron (solo, solo)
Jordan Luplow (2)	5/29/17 @ Erie (solo, solo)
Pablo Reyes	7/15/17 vs. Bowie (solo, solo)
Logan Hill	6/24/18 @ Erie (solo, 2-run)
Will Craig	7/20/18 @ Reading (1) (3-run, solo)
Bryan Reynolds	7/20/18 @ Reading (1) (2-run, solo)
Jordan George	8/4/18 vs. Akron (2-run, solo)
Chris Sharpe	8/13/19 @ Harrisburg (solo, 2-run)
Jason Delo	8/21/19 vs. Hartford (3-run, 2-run)
Rodolfo Castro	6/5/21 @ Richmond (2-run, 2-run)
Mason Martin	6/17/21 @ Erie (solo, 2-run)
Cal Mitchell	6/30/21 @ Hartford (2-run, solo)
Mason Martin (2)	7/3/21 @ Hartford (1) (2-run, solo)
Mason Martin (3)	7/6/21 vs. Akron (3-run, solo)
Jack Suwinski	8/20/21 vs. Somerset (solo, solo)
Blake Sabol	5/17/22 vs. Richmond (2-run, 2-run)
Aaron Shackelford	6/17/22 vs. Erie (3-run, 2-run)
Aaron Shackelford (2)	7/15/22 vs. Richmond (solo, solo)
Andres Alvarez	8/2/22 vs. Akron (solo, solo)
Endy Rodriguez	9/1/22 vs. Akron (2-run, solo)
Connor Scott	9/17/22 vs. Reading (solo, 3-run)
Mason Martin (4)	4/12/23 @ Erie (2-run, solo)
Henry Davis	4/23/23 vs. Bowie (solo, solo)
Henry Davis (2)	5/9/23 vs. Akron (solo, solo)
Liover Peguero	5/20/23 @ Bowie (solo, 2-run)
Andres Alvarez	5/25/23 vs. Hartford (2-run, GS)
Liover Peguero (2)	6/28/23 @ Harrisburg (solo, solo)
Matt Gorski	7/4/23 vs. Erie (solo, 2-run)
Tsung-Che Cheng	9/3/23 @ Erie (3-run, solo)
Aaron Shackelford (3)	4/9/24 vs. Harrisburg (3-run, 2-run)
Dustin Peterson	6/9/24 @ Richmond (3-run, solo)

***Indicates E.L. Playoff Game

BACK-TO-BACK HOME RUNS (54)

Adam Hyzdu/Garrett Long	7/10/99 vs. Akron (3rd inn.)
Kevin Haverbusch/Mike Robertson	7/11/99 vs. Akron (8th inn.)
Kevin Haverbusch/Rob Mackowiak	8/8/99 vs. Erie (5th inn.)
Craig Wilson/Yamid Haad	8/9/99 vs. New Britain (4th inn.)
Humberto Cota/Eddy Furniss	6/7/00 vs. Erie (2nd inn.)
Adam Hyzdu/Shawn Lankford	8/3/00 @ Portland (4th inn.)
Rob Mackowiak/Humberto Cota	8/18/00 vs. Harrisburg (1st inn.)
Rich Paz/Dan Meier	8/19/01 @ Harrisburg (4th inn.)
Dan Meier/Carlos Rivera	4/27/02 @ Erie (5th inn.)
Shawn Garrett/Jose Castillo	7/29/03 vs. New Britain (1st inn.)
R. Paulino/K. Nicholson/R. Sadler	6/8/04 vs. Harrisburg (6th inn.)
Josh Bonifay/Brad Eldred	4/26/05 @ Erie (1st inn.)
Ray Sadler/Jose Bautista	4/29/05 vs. Trenton (6th inn.)
Josh Bonifay/Ronny Paulino	5/10/05 vs. Harrisburg (7th inn.)
Josh Bonifay/Jorge Cortes	6/11/05 vs. Akron (1) (6th inn.)
Josh Bonifay/Jorge Cortes	7/6/05 vs. Erie (8th inn.)
Paul Chiffaffredo/Craig Stansberry	7/17/05 @ Erie (8th inn.)
Jose Bautista/Jorge Cortes	8/9/05 vs. Bowie (2nd inn.)
Ray Sadler/Brandon Chaves	8/20/06 vs. Harrisburg (2nd inn.)
Steve Pearce/Neil Walker	5/2/07 @ Connecticut (2nd inn.)
Brett Roneberg/Steve Pearce	6/12/07 vs. New Britain (4th inn.)
Adam Bovee/Jason Delaney	7/16/07 vs. Bowie (4th inn.)
Jamie Romak/Steve Lerud	4/30/09 @ Reading (5th inn.)
Miles Durham/Brian Friday	7/6/09 vs. Bowie (7th inn.)
Jonel Pacheco/Miles Durham	8/23/09 @ Bowie (2) (4th inn.)
Hector Gimenez/Alex Presely	5/30/10 vs. Reading (6th inn.)
Andrew Lambo/Matt Hague	8/7/10 @ Harrisburg (4th inn.)
Chase d'Arnaud/Josh Harrison	8/29/10 vs. Richmond (5th inn.)
Chase d'Arnaud/Josh Harrison	9/10/10 @ Harrisburg (7th inn.)***
Eric Fryer/Miles Durham	5/28/11 @ Binghamton (2nd inn.)
Quincy Latimore/Jordy Mercer	6/2/11 @ Trenton (5th inn.)
Jeremy Farrell/Evan Chambers	6/16/12 @ Binghamton (4th inn.)
Jarek Cunningham/Quincy Latimore	7/6/12 vs. Reading (7th inn.)
Adalberto Santos/Matt Curry	7/23/12 @ Reading (1st inn.)
Andrew Lambo/Charlie Cutler	5/22/13 @ Reading (4th inn.)
Andrew Lambo/Jarek Cunningham	6/2/13 @ Portland (2nd inn.)
Gregory Polanco/Alex Dickerson	7/5/13 vs. Erie (3rd inn.)
Justin Howard/Jarek Cunningham	8/17/13 @ Erie (1) (4th inn.)
Alen Hanson/Gift Ngoepe	5/1/14 @ Erie (1) (1st inn.)
Alen Hanson/Mel Rojas Jr.	5/1/14 @ Akron (1st inn.)
K. Broxton/S. Ngoepe/C. Paulino	7/23/14 @ New Britain (2nd inn.)
Willy Garcia/Dan Gamache	6/7/15 @ Erie (9th inn.)
Jose Osuna/Stetson Allie	5/8/16 vs. Richmond (7th inn.)
Logan Hill/Jordan George	6/24/18 @ Erie (2nd inn.)
Will Craig/Bryan Reynolds	7/20/18 @ Reading (1) (7th inn.)
Logan Hill/Hunter Owen	5/15/19 @ Binghamton (6th inn.)
Hunter Owen/Bligh Madris	6/3/19 @ Erie (9th inn.)
Oniel Cruz/Mason Martin	5/29/21 vs. Erie (2) (6th inn.)
O. Cruz/Canaan Smith-Nijigba	6/12/21 vs. Akron (5th inn.)
Rodolfo Castro/Mason Martin	6/17/21 @ Erie (1st inn.)
Mason Martin/Daniel Amaral	7/24/21 @ Somerset (7th inn.)
Aaron Shackelford/Andres Alvarez	5/22/22 vs. Richmond (1st inn.)
Blake Sabol/Aaron Shackelford	7/15/22 vs. Richmond (1st inn.)
Domingo Leyba/Matt Fraizer	4/11/23 @ Erie (2nd inn.)
Joe Perez/Carter Bins	5/31/24 vs. Portland (8th inn.)
Jase Bowen/Eli Wilson	9/15/24 vs. Richmond (5th inn.)

***Indicates E.L. Playoff Game

Only players making major league debut AFTER playing for Altoona are included
Players are listed in order of their MLB debuts

PLAYER	ALT YEAR(S)	MLB DEBUT	MLB SERVICE
Yamid Haad, C	1999-01	7/5/1999	Pittsburgh ('99), San Francisco ('05)
Kory DeHaan, OF	1999	4/25/2000	San Diego ('00, '02)
Brian O'Connor, LHP	1999-00, '02	5/13/2000	Pittsburgh ('00)
Bronson Arroyo, RHP	1999	6/12/2000	Pittsburgh ('00-02), Boston ('03-05), Cincinnati ('06-13, '17), Arizona ('14)
Kane Davis, RHP	1999	6/12/2000	Cleveland ('00), Milwaukee ('00, '05), Colorado ('01), New York-NL ('02), Philadelphia ('07)
Tike Redman, OF	1999	6/30/2000	Pittsburgh ('00-01, '03-05), Baltimore ('07)
Stephen L. Sparks, RHP	2000-01	7/19/2000	Pittsburgh ('00)
Alex Hernandez, OF	1999-00	9/1/2000	Pittsburgh ('00-01)
Adam Hyzdu, OF	1999-00	9/8/2000	Pittsburgh ('00-03), Boston ('04-05), San Diego ('05), Texas ('06)
Brian Smith, RHP	2000-01	9/11/2000	Pittsburgh ('00)
Jack Wilson, SS	2000, '08	4/3/2001	Pittsburgh ('01-09), Seattle ('09-11), Atlanta ('11-12)
Joe Beimel, LHP	2000, '11	4/8/2001	Pittsburgh ('01-03, '11), Minnesota ('04), Tampa Bay ('05), Los Angeles-NL ('06-08), Washington ('09), Colorado ('09-10), Seattle ('14-15)
Craig Wilson, C/1B	1999	4/22/2001	Pittsburgh ('01-06), New York-AL ('06), Atlanta ('07)
Rob Mackowiak, UTIL	1999-00	5/19/2001	Pittsburgh ('01-05), Chicago-AL ('06-07), San Diego ('07), Washington ('08)
Dave Williams, LHP	2001	6/6/2001	Pittsburgh ('01-02, '04-05), Cincinnati ('06), New York-NL ('06-07)
Jarrod Patterson, 3B	2000	6/16/2001	Detroit ('01), Kansas City ('03)
Luis Figueroa, INF	1999-00	6/27/2001	Pittsburgh ('01), Toronto ('06), San Francisco ('07)
Humberto Cota, C	2000	9/9/2001	Pittsburgh ('01-07)
Brendan Donnelly, RHP	1999	4/9/2002	Los Angeles-AL ('02-06), Boston ('07), Cleveland ('08), Florida ('09), Pittsburgh ('10)
Ron Wright, 1B	1999	4/14/2002	Seattle ('02)
Kevin Pickford, LHP	2000	5/16/2002	San Diego ('02)
Matt Duff, RHP	1999-00	7/30/2002	St. Louis ('02)
Tony Alvarez, OF	2001-02	9/4/2002	Pittsburgh ('02, '04)
J.J. Davis, OF	2001-02	9/4/2002	Pittsburgh ('02-04), Washington ('05)
Chris Spurling, RHP	2001-02	4/2/2003	Detroit ('03, '05-06), Milwaukee ('06-07)
D.J. Carrasco, RHP	2000-01	4/2/2003	Kansas City ('03-05), Chicago-AL ('08-09), Pittsburgh ('10), Arizona ('10), New York-NL ('11-12)
Carlos Rivera, 1B	2001-02	6/22/2003	Pittsburgh ('03-04)
Mike Gonzalez, LHP	1999, '01-03	8/11/2003	Pittsburgh ('03-06), Atlanta ('07-09), Baltimore ('10-11), Texas ('11), Washington ('12), Milwaukee ('13)
John Grabow, LHP	2000-03	9/14/2003	Pittsburgh ('03-09), Chicago-NL ('09-11)
J.R. House, C	2001-03	9/27/2003	Pittsburgh ('03-04), Houston ('06, '08), Baltimore ('07)
Shawn Camp, RHP	2001, '03	4/5/2004	Kansas City ('04-05), Tampa Bay ('06-07), Toronto ('08-11), Chicago-NL ('12-13), Philadelphia ('14)
Jeff Bennett, RHP	2001, '03	4/6/2004	Milwaukee ('04), Atlanta ('07-09), Tampa Bay ('09)
Jose Castillo, INF	2003	4/7/2004	Pittsburgh ('04-07), San Francisco ('08), Houston ('08)
Mike Johnston, LHP	2003	4/7/2004	Pittsburgh ('04-05)
Chris Shelton, 1B/C	2003	4/15/2004	Detroit ('04-06), Texas ('08), Seattle ('09)
Anastacio Martinez, RHP	2003	5/22/2004	Boston '04
Sean Burnett, LHP	2003	5/30/2004	Pittsburgh ('04, '08-09), Washington ('09-12, '16), Los Angeles-AL ('13-14)
Sam McConnell, LHP	1999-00	6/25/2004	Atlanta ('04)
John Van Benschoten, RHP	2003, '06	8/18/2004	Pittsburgh ('04, '07-08)
Ian Snell, RHP	2003-04	8/20/2004	Pittsburgh ('04-09), Seattle ('09-10)
Jeff Keppinger, INF	2004	8/20/2004	New York-NL ('04), Kansas City ('06), Cincinnati ('07-08), Houston ('09-11), San Francisco ('11), Tampa Bay ('12), Chicago-AL ('13)
Frank Brooks, LHP	2003	8/27/2004	Pittsburgh ('04), Atlanta ('05)
Chris Duffy, OF	2003-04, '08	4/7/2005	Pittsburgh ('05-07), Milwaukee ('09)
Ray Sadler, OF	2003-06	5/8/2005	Pittsburgh '05
Ryan Doumit, C	2001, '04, '06, '08	6/5/2005	Pittsburgh ('05-11), Minnesota ('12-13), Atlanta ('14)
Nate McLouth, OF	2004	6/29/2005	Pittsburgh ('05-09, '12), Atlanta ('09-11), Baltimore ('12-13), Washington ('14)
Zach Duke, LHP	2004, '10	7/2/2005	Pittsburgh ('05-10), Arizona ('11), Washington ('12-13), Cincinnati ('13, '19), Milwaukee ('14), Chicago-AL ('15-16), St. Louis ('16-17), Minnesota ('18), Seattle ('18)
Brad Eldred, 1B	2004-05	7/22/2005	Pittsburgh ('05, '07), Colorado ('10), Detroit ('12)
Paul Maholm, LHP	2005	8/30/2005	Pittsburgh ('05-11), Chicago-NL ('12), Atlanta ('12-13), Los Angeles-NL ('14)
Chris Heintz, C	2003	9/10/2005	Minnesota '05-07
Matt Capps, RHP	2005, '08	9/16/2005	Pittsburgh ('05-09), Washington ('10), Minnesota ('10-12)

MLB DEBUTS BY TEAM/YEAR

MLB Debuts by Curve Alumni by Year

1999.....1	2012.....11
2000.....9	2013.....10
2001.....8	2014.....6
2002.....6	2015.....6
2003.....6	2016.....14
2004.....12	2017.....7
2005.....12	2018.....14
2006.....6	2019.....13
2007.....6	2020.....9
2008.....7	2021.....5
2009.....3	2022.....13
2010.....4	2023.....15
2011.....9	2024.....5

Players to Reach MLB by Curve Year

1999.....15	2012.....16
2000.....18	2013.....11
2001.....15	2014.....15
2002.....9	2015.....19
2003.....16	2016.....14
2004.....10	2017.....17
2005.....12	2018.....19
2006.....14	2019.....16
2007.....11	2020.....0
2008.....10	2021.....17
2009.....13	2022.....16
2010.....18	2023.....6
2011.....15	2024.....1

Bryan Bullington, RHP	2004	9/18/2005	Pittsburgh ('05, '07), Cleveland ('08), Toronto ('09), Kansas City ('10)
Tom Gorzelanny, LHP	2004-05	9/20/2005	Pittsburgh ('05-09), Chicago-NL ('09-10), Washington ('11-12), Milwaukee ('13-14), Detroit ('15), Cleveland ('16)
Ronny Paulino, C	2003-05	9/25/2005	Pittsburgh ('05-08), Florida ('09-10), New York-NL ('11), Baltimore ('12)
Yurendell de Caster, INF	2004	5/21/2006	Pittsburgh ('06)
Josh Sharpless, RHP	2005-06	8/1/2006	Pittsburgh ('06-07)
Rajai Davis, OF	2005	8/14/2006	Pittsburgh ('06-07), San Francisco ('07-08), Oakland ('08-10, '17), Toronto ('11-13), Detroit ('14-15), Cleveland ('16, '18), Boston ('17), New York-NL ('19)
Brian Rogers, RHP	2006, '08	9/1/2006	Pittsburgh ('06-07)
Carlos Maldonado, C	2005-07	9/8/2006	Pittsburgh ('06-07), Washington ('10, '12)
Shane Youman, LHP	2004-06	9/10/2006	Pittsburgh ('06-07)
Craig Stansberry, INF	2005-06	8/25/2007	San Diego ('07-09)
Romulo Sanchez, RHP	2005-07	8/26/2007	Pittsburgh ('07-08), New York-AL ('10)
Steven Pearce, 1B	2007	9/1/2007	Pittsburgh ('07-11), Baltimore ('12-16), Houston ('12), New York-AL ('12), Tampa Bay ('16), Toronto ('17-18), Boston ('18-19)
Nyjer Morgan, OF	2006	9/1/2007	Pittsburgh ('07-09), Washington ('09-10), Milwaukee ('11-12), Cleveland ('14)
Jonathan Albaladejo, RHP	2006	9/5/2007	Washington ('07), New York-AL ('08-10), Arizona ('12)
Dave Davidson, LHP	2006-08	9/6/2007	Pittsburgh ('07), Florida ('09)
Rico Washington, INF	2000-02	4/1/2008	St. Louis ('08)
Brian Bixler, INF	2006	4/6/2008	Pittsburgh ('08-09), Washington ('11), Houston ('12)
Brent Lillibridge, INF	2006	4/26/2008	Atlanta ('08), Chicago-AL ('09-12), Boston ('12), Cleveland ('12), Chicago-NL ('13), New York-AL ('13)
Jimmy Barthmaier, RHP	2008, '10	6/27/2008	Pittsburgh ('08)
Yoslan Herrera, RHP	2007-09	7/12/2008	Pittsburgh ('08), Los Angeles-AL ('14)
Randy Ruiz, 1B/DH	2007	8/1/2008	Minnesota ('08), Toronto ('09-10)
Luis Cruz, INF	2008	9/2/2008	Pittsburgh ('08-09), Milwaukee ('10), Los Angeles-NL ('12-13), New York-AL ('13)
Ronald Belisario, RHP	2007-08	4/7/2009	Los Angeles-NL ('09-10, '12-13), Chicago-AL ('14), Tampa Bay ('15)
Andrew McCutchen, OF	2006-07	6/4/2009	Pittsburgh ('09-17, 23-24), San Francisco ('18), New York-AL ('18), Philadelphia ('19-21), Milwaukee ('22)
Neil Walker, INF	2006-07, '13	9/1/2009	Pittsburgh ('09-15), New York-NL ('16-17), Milwaukee ('17), New York-AL ('18), Miami ('19), Philadelphia ('20)
Jose Tabata, OF	2008-09	6/9/2010	Pittsburgh ('10-15)
Brad Lincoln, RHP	2009	6/9/2010	Pittsburgh ('10-12), Toronto ('12-13), Philadelphia ('14)
Pedro Alvarez, 3B	2009	6/16/2010	Pittsburgh ('10-15), Baltimore ('16-18)
Alex Presley, OF	2010	9/8/2010	Pittsburgh ('10-13), Minnesota ('13), Houston ('14-15), Milwaukee ('16), Detroit ('16-17)
Mike Crotta, RHP	2007, '09-11	4/3/2011	Pittsburgh ('11)
Daniel Moskos, LHP	2009-10	4/30/2011	Pittsburgh ('11)
Josh Harrison, 2B/3B	2010, '18	5/31/2011	Pittsburgh ('11-18), Detroit ('19), Washington ('20-21), Oakland ('21), Chicago-AL ('22), Philadelphia ('23)
Tony Watson, LHP	2009-10	6/8/2011	Pittsburgh ('11-17), Los Angeles-NL ('17), San Francisco ('18-21), Los Angeles-AL ('21)
Chase d'Arnaud, 2B/SS	2010, '13	6/24/2011	Pittsburgh ('11-12, '14), Philadelphia ('15), Atlanta ('16-17), Boston ('17), San Diego ('17), San Francisco ('18)
Eric Fryer, C	2011	6/26/2011	Pittsburgh ('11-12, '16), Minnesota ('13-15), St. Louis ('16-17)
Aaron Thompson, LHP	2011	8/24/2011	Pittsburgh ('11), Minnesota ('14-15)
Jared Hughes, RHP	2008-11, '13	9/7/2011	Pittsburgh ('11-16), Milwaukee ('17), Cincinnati ('18-19), Philadelphia ('19), New York-NL ('20)
Jeff Locke, LHP	2010-11	9/10/2011	Pittsburgh ('11-16), Miami ('17)
Matt Hague, 1B	2010	4/7/2012	Pittsburgh ('12, '14), Toronto ('15)
Gorkys Hernandez, OF	2009-10	5/21/2012	Pittsburgh ('12, '15), Miami ('12), San Francisco ('16-18), Boston ('19)
Jordy Mercer, 3B/2B/SS	2010-11	5/29/2012	Pittsburgh ('12-18), Detroit ('19-20), New York-AL ('20), Washington ('21)
Starling Marte, OF	2011	7/26/2012	Pittsburgh ('12-19), Arizona ('20), Miami ('20-21), Oakland ('21), New York-NL ('22-24)
Todd Redmond, RHP	2007	8/18/2012	Cincinnati ('12), Toronto ('13-15)
Kyle McPherson, RHP	2011-12	8/20/2012	Pittsburgh ('12)
Justin Wilson, LHP	2010	8/20/2012	Pittsburgh ('12-14), New York-AL ('15, '21), Detroit ('16-17), Chicago-NL ('17-18), New York-NL ('19-20), Cincinnati ('21-22)
Steve Lerud, C	2008-09	8/30/2012	Philadelphia ('12-13)
Brock Holt, 2B/SS	2011-12	9/1/2012	Pittsburgh ('12), Boston ('13-19), Milwaukee ('20), Washington ('20), Texas ('21)
Jean Machi, RHP	2009	9/3/2012	San Francisco ('12-15), Boston ('15), Seattle ('17)
Bryan Morris, RHP	2010-11	9/14/2012	Pittsburgh ('12-14), Miami ('14-16), San Francisco ('17)
Phil Irwin, RHP	2011-12	4/14/2013	Pittsburgh ('13), Texas ('14)
Robbie Grossman, OF	2012	4/24/2013	Houston ('13-15), Minnesota ('16-18), Oakland ('19-20), Detroit ('21-22), Atlanta ('22), Texas ('23-24), Chicago-AL ('24), Kansas City ('24)
Gerrit Cole, RHP	2012	6/11/2013	Pittsburgh ('13-17), Houston ('18-19), New York-AL ('20-24)
Brandon Cumpton, RHP	2012-13, 17	6/15/2013	Pittsburgh ('13-14), Toronto ('18)
Tony Sanchez, C	2011-13	6/23/2013	Pittsburgh ('13-15), Atlanta ('17)
Duke Welker, RHP	2011-12	6/23/2013	Pittsburgh ('13)
Vic Black, RHP	2012	7/25/2013	Pittsburgh ('13), New York-NL ('13-14)
Andrew Lambo, OF	2010-13	8/13/2013	Pittsburgh ('13-15), Oakland ('16)
Kris Johnson, LHP	2012	8/18/2013	Pittsburgh ('13), Minnesota ('14)
Stolmy Pimentel, RHP	2013-14	9/4/2013	Pittsburgh ('13-14), Texas ('15)
Casey Sadler, RHP	2013, '17	5/2/2014	Pittsburgh ('14-15, '18), Tampa Bay ('19), Los Angeles-NL ('19)
Rudy Owens, LHP	2010	5/23/2014	Chicago-NL ('20), Seattle ('20-21)
Jamie Romak, INF	2008-09	5/28/2014	Houston ('14)
Gregory Polanco, OF	2013	6/10/2014	Los Angeles-NL ('14), Arizona ('15)
Hunter Strickland, RHP	2012	9/1/2014	Pittsburgh ('14-21)
			San Francisco ('14-18), Seattle ('19), Washington ('19), New York - NL ('20), Milwaukee ('21), Tampa Bay ('21), Los Angeles - AL ('21, 24), Cincinnati ('22)

John Holdzkom, RHP	2014	9/2/2014	Pittsburgh ('14)
Diego Moreno, RHP	2010-11	6/22/2015	New York-AL ('15), Tampa Bay ('17)
Alex Dickerson, OF	2013	8/6/2015	San Diego ('15-16, '19), San Francisco ('19-21), Atlanta ('22)
Ramon Cabrera, C	2012, '14	9/5/2015	Cincinnati ('15-16)
Elias Diaz, C	2014, '16	9/12/2015	Pittsburgh ('15-19), Colorado ('20-24), San Diego ('24)
Keon Broxton, OF	2014-15	9/21/2015	Pittsburgh ('15), Milwaukee ('16-18), New York-NL ('19), Baltimore ('19), Seattle ('19)
Yhonathan Barrios, RHP	2015	9/24/2015	Milwaukee ('15)
Alen Hanson, INF	2013-14	5/16/2016	Pittsburgh ('16-17), Chicago-AL ('17), San Francisco ('18), Toronto ('19)
A.J. Morris, RHP	2014	5/24/2016	Cincinnati ('16)
Jameson Taillon, RHP	2012-13, '17	6/8/2016	Pittsburgh ('16-19), New York - AL ('21-22), Chicago - NL ('23-24)
Adrian Sampson, RHP	2014	6/18/2016	Seattle ('16), Texas ('18-19), Chicago - NL ('21-22)
Jacob Stallings, C	2012, '15	6/19/2016	Pittsburgh ('16-21), Miami ('22-23), Colorado ('24)
Adam Frazier, SS/OF	2015	6/24/2016	Pittsburgh ('16-21), San Diego ('21), Seattle ('22), Baltimore ('23), Kansas City ('24)
Chad Kuhl, RHP	2015	6/26/2016	Pittsburgh ('16-18, '20-21), Colorado ('22), Washington ('23)
Dustin Molleken, RHP	2009-10	7/4/2016	Chicago - AL ('24)
Steven Brault, LHP	2015	7/5/2016	Detroit ('16)
Tyler Glasnow, RHP	2015-16	7/7/2016	Pittsburgh ('16-21), Chicago-NL ('22)
Josh Bell, 1B/RF	2014-15	7/8/2016	Pittsburgh ('16-18), Tampa Bay ('18-23, Los Angeles - NL ('24)
Max Moroff, 2B	2015	7/31/2016	Pittsburgh ('16-20), Washington ('21-22), San Diego ('22)
JaCoby Jones, SS/OF	2015	8/30/2016	Cleveland ('23), Miami ('23-24), Arizona ('24)
Joely Rodriguez, LHP	2014	9/11/2016	Pittsburgh ('16-18), Cleveland ('19), St. Louis ('21)
Willy Garcia, OF	2014-15	4/14/2017	Detroit ('16-21)
Jose Osuna, 1B/OF	2015-16	4/18/2017	Philadelphia ('16-17), Texas ('20-21), New York-AL ('21), New York-NL ('22) Boston ('23-24)
Dovydas Neverauskas, RHP	2016	4/24/2017	Chicago-AL ('17)
Gift Ngoepe, INF	2013-15, '19	4/26/2017	Pittsburgh ('17-20)
Edgar Santana, RHP	2016	6/10/2017	Pittsburgh ('17), Toronto ('18)
Jordan Luplow, LF	2017	7/28/2017	Pittsburgh ('17-18), Atlanta ('21)
Angel Sanchez, RHP	2014-15	8/24/2017	Pittsburgh ('17-18), Cleveland ('19-21), Tampa Bay ('21), Arizona ('22)
Clay Holmes, RHP	2016, '19	4/6/2018	Toronto ('23), Minnesota ('23)
Nick Kingham, RHP	2013-14, '16, '18	4/29/2018	Pittsburgh ('17)
Brandon Mann, LHP	2014	5/13/2018	Pittsburgh ('18-21), New York-AL ('21-24)
Austin Meadows, OF	2015-16	5/18/2018	Pittsburgh ('18-19), Toronto ('19)
Robert Stock, RHP	2015	6/24/2018	Texas ('18)
Tanner Anderson, RHP	2017	7/2/2018	Pittsburgh ('18), Tampa Bay ('18-21), Detroit ('22-23)
Jeremy Bleich, LHP	2015	7/13/2018	San Diego ('18-19), Boston ('20), Chicago-NL ('21), New York-NL ('21)
Alex McRae, RHP	2016-17	8/1/2018	Pittsburgh ('18, '21), Oakland ('19)
Kevin Newman, SS	2016-17	8/16/2018	Oakland ('18)
Daniel Zamora, LHP	2017	8/17/2018	Pittsburgh ('18-19), Chicago-AL ('20-21)
Pablo Reyes, UTIL	2017-18	9/2/2018	Pittsburgh ('18-22), Cincinnati ('23), Arizona ('24)
Kevin Kramer, 2B	2017	9/5/2018	New York-NL ('18-19), Milwaukee ('21-22), Boston ('23-24), New York - NL ('24)
Reese McGuire, C	2016	9/6/2018	Pittsburgh ('18-19)
Nick Burdi, RHP	2018	9/11/2018	Toronto ('18-21), Chicago-AL ('22), Boston ('22-24)
Connor Joe, OF	2017	3/28/2019	Pittsburgh ('18-20), Chicago-NL ('23), New York-AL ('24)
Jason Martin, OF	2018	4/6/2019	San Francisco ('19), Colorado ('21-22), Pittsburgh ('23-24)
Cole Tucker, SS	2017-18	4/20/2019	Pittsburgh ('19-20), Texas ('21)
			Pittsburgh ('19-22), Colorado ('23), Los Angeles-AL ('24)

PIRATES' MLB REHAB ASSIGNMENTS

Below are the Major League rehab assignments that have come through Altoona in the history of the franchise.

*Denotes player that played for the Curve before reaching the Majors

PLAYER	YEAR	INJURY	PLAYER	YEAR	INJURY
Marc Wilkins	1999 (4/16-4/24)	Right Shoulder	Chase d'Arnaud*	2013 (5/19-5/23)	Torn Thumb Ligament
Francisco Cordova	1999 (5/3-5/8)	Shoulder Inflammation	James McDonald	2013 (5-27, 6/1)	R Shoulder Discomfort
Jason Christiansen	1999 (5/22-5/25)	Strained Neck	Jared Hughes*	2013 (7/17)	R Shoulder Inflammation
Turner Ward	1999 (6/23-6/24)	Right Knee	Travis Snider	2013 (8/19, 8/20)	Left Big Toe Discomfort
Javier Martinez	1999 (6/28-7/26)	Torn Arm Ligament	Jason Grilli	2013 (8/31, 9/2)	Right Forearm Strain
Ivan Cruz	1999 (7/22-7/25)	Strained Right Elbow	Wandy Rodriguez	2014 (5/1, 5/6)	Right Knee Inflammation
Rich Lusselle	2000 (4/26-5/21)	Right Elbow Surgery	Clint Barnes	2014 (8/14, 8/16)	Left Groin Strain
Adrian Brown	2000 (7/2-7/3)	Strained Left Hamstring	Charlie Morton	2014 (8/28)	Sports Hernia, Right Hip
Brad Clontz	2000 (8/25-9/4)	Right Elbow	Chris Stewart	2015 (4/9-4/10)	Hamstring
Jason Schmidt	2001 (4/13-4/30)	Right Shoulder & Elbow	Charlie Morton	2015 (5/8)	Hip
Francisco Cordova	2001 (4/28)	Right Elbow	Rob Scallie	2015 (8/1)	Right Forearm Tightness
Adrian Brown	2001 (5/7-5/13)	Right Shoulder	Ryan Vogelsong	2016 (7/10-7/15)	Facial Fractures
Terry Mulholland	2001 (7/27-7/28)	Broken Index Finger	Elias Diaz*	2016 (7/16-19)	R Elbow Debridement
Jose Silva	2001 (8/31-9/2)	Broken Right Leg	Chris Stewart	2016 (8/12-9/2)	Left Knee Discomfort
Kris Benson	2002 (5/7)	Right Elbow	Tyler Glasnow*	2016 (8/14-8/22)	R Shoulder Discomfort
Armando Rios	2002 (6/9)	Left Knee Contusion	Jameson Taillon*	2017 (5/28)	Groin Discomfort
Ryan Vogelsong	2002 (7/23-8/2)	Right Elbow	Joe Musgrove	2018 (5/7)	Right Shoulder Strain
Sean Casey	2006 (5/26-5/28)	Lower Back Fracture	Josh Harrison*	2018 (5/14-5/18)	Left Hand Fracture
Kip Wells	2006 (4/15)	Blocked Anterior R. Shoulder	Enry Romero	2018 (6/15-6/17)	L Shoulder Impingement
John Van Benschoten*	2006 (8/14)	Right Shoulder	Francisco Cervelli	2018 (7/5-7/6)	Concussion
Ryan Doumit*	2006 (8/20-8/22)	Torn Left Hamstring	Nick Burdi*	2018 (7/23-7/31)	Right Elbow (TJ Surgery)
Jack Wilson*	2008 (5/20-5/26)	Right Calf	Clay Holmes*	2018 (8/5-8/11)	R Triceps Inflammation
Ryan Doumit*	2008 (6/3-6/5)	Left Thumb Fracture	Francisco Cervelli	2019 (6/14-6/17)	Concussion
Chris Duffy*	2008 (6/15-7/3)	Left Shoulder Surgery	Luis Oviedo	2022 (4/17)	Ankle Sprain
Phil Capps*	2008 (8/12-8/15)	Right Shoulder	Duane Underwood Jr.	2022 (5/10, 6/28-7/3)	R Hamstring Strain, COVID
Matt Dumitrait	2009 (7/30-7/31)	Left Shoulder	Tucupita Marceno	2022 (6/28-6/30)	COVID
Donnie Veal	2007 (8/19-9/7)	Sprained Left Index Finger	Dillon Peters	2022 (6/28-7/4)	Back
Ross Ohlendorf	2010 (5/3-7/7)	Stiff Back	Ji Man Choi	2023 (6/22-6/25)	Hamstring
Jack Taschner	2010 (5/28-5/31)	Left Hamstring Tightness	Henry Davis*	2024 (6/26-6/28)	Concussion
Zach Duke*	2010 (7/5-7/12)	Left Elbow Pronator Strain	Ryan Borucki	2024 (7/9-7/15)	Left Elbow Inflammation
Mike Pettit*	2011 (6/7)	Right Elbow	David Bednar	2024 (8/2)	Left Oblique Strain
Joe Beimel*	2011 (7/4-7/10)	L Elbow Inflammation	Isiah Kiner-Falefa	2024 (8/2)	Left Knee
Ross Ohlendorf	2011 (7/24)	R Shoulder Posterior Strain	Endy Rodriguez*	2024 (9/10-15)	Right Elbow (TJ Surgery)
Jeff Karstens	2012 (5/21, 6/19)	R Shoulder Inflammation			
Juan Cruz	2012 (8/6-8/7)	R Shoulder Inflammation			
Francisco Liriano	2013 (4/20)	Fractured Right Arm			
Charlie Morton	2013 (6/23-8/5/16-21)	Right Elbow (TJ Surgery)			
Neil Walker*	2013 (5/9-5/13)	Right Hand Laceration			
Jeff Karstens	2013 (5/18)	R Shoulder Inflammation			

Bryan Reynolds, OF	2018	4/20/2019	Pittsburgh ('19-24)
Taylor Hearn, LHP	2018	4/25/2019	Texas ('19-23)
Montana DuRapau, RHP	2015-18	5/9/2019	Pittsburgh ('19)
Harold Ramirez, OF	2016	5/11/2019	Miami ('19-20), Cleveland ('21), Tampa Bay ('22-24), Washington ('24)
Geoff Hartlieb, RHP	2018	5/18/2019	Pittsburgh ('19-21), New York-NL ('21), Miami ('23), Colorado ('24)
Josh Smith, LHP	2015-16	5/25/2019	Cleveland ('19), Miami ('19-20)
Mitch Keller, RHP	2017-18	5/27/2019	Pittsburgh ('19-24)
Dario Agrazal, RHP	2017-19	6/15/2019	Pittsburgh ('19)
Luis Escobar, RHP	2018	7/13/2019	Pittsburgh ('19)
James Marvel, RHP	2018-19	9/8/2019	Pittsburgh ('19)
JT Brubaker, RHP	2017-18	7/26/2020	Pittsburgh ('20-22)
Cody Ponce, RHP	2019	8/2/2020	Pittsburgh ('20-21)
Nick Mears, RHP	2019	8/8/2020	Pittsburgh ('20-22), Colorado ('23-24), Milwaukee ('24)
Brandon Waddell, LHP	2016-2019	8/14/2020	Pittsburgh ('20), Minnesota ('21), Baltimore ('21), St. Louis ('21)
Will Craig, 1B	2018	8/27/2020	Pittsburgh ('20-21)
Ke'Bryan Hayes, 3B	2018	9/1/2020	Pittsburgh ('20-24)
Wyatt Mathisen, INF	2017-2018	9/7/2020	Arizona ('20-21)
Blake Cederlind, RHP	2019	9/15/2020	Pittsburgh ('20)
Jared Oliva, OF	2019	9/21/2020	Pittsburgh ('20-21)
Jake Brentz, LHP	2017-19	4/3/2021	Kansas City ('21-22)
Hunter Owen, INF	2019	5/5/2021	Pittsburgh ('21)
Max Kranick, RHP	2021	6/27/2021	Pittsburgh ('21-22)
Roansy Contreras, RHP	2021	9/29/2021	Pittsburgh ('21-24), Los Angeles-AL ('24)
Oneil Cruz, INF	2019, '21	10/2/2021	Pittsburgh ('21-24)
Diego Castillo, INF	2021	4/7/2022	Pittsburgh ('22), Arizona ('23), Minnesota ('24)
Beau Sulser, RHP	2019, '23	4/26/2022	Pittsburgh ('22), Baltimore ('22)
Jack Suwinski, OF	2021-2022	4/26/2022	Pittsburgh ('22-24)
Cam Alldred, LHP	2021	5/12/2022	Pittsburgh ('22)
Cal Mitchell, OF	2021	5/24/2022	Pittsburgh ('22-23)
Yerry De Los Santos, RHP	2021	5/25/2022	Pittsburgh ('22-23)
Canaan Smith-Njigba, OF	2021	6/14/2022	Pittsburgh ('22-23)
Jason Delay, C	2019-22	6/14/2022	Pittsburgh ('22-24)
Cam Vieux, LHP	2018-21	6/17/2022	Pittsburgh ('22)
Liover Peguero, INF	2022-23	6/18/2022	Pittsburgh ('22-24)
Bligh Madris, OF	2019-21	6/20/2022	Pittsburgh ('22), Houston ('23), Detroit ('24)
Luis Ortiz, RHP	2022	9/13/2022	Pittsburgh ('22-24)
Ji-Hwan Bae, INF/OF	2021	9/23/2022	Pittsburgh ('22-24)
Blake Sabol, C/OF	2022	3/30/2023	San Francisco ('23-24)
Drew Maggi, INF	2012-2014, '23	4/26/2023	Pittsburgh ('23)
Cody Bolton, RHP	2019	4/29/2023	Pittsburgh ('23), Seattle ('24)
Joe Jacques, LHP	2019, '22	6/12/2023	Boston ('23-24), Arizona ('24)
Osvaldo Bido, RHP	2021	6/14/2023	Pittsburgh ('23), Oakland ('24)
Carmen Mlodzinski, RHP	2022	6/16/2023	Pittsburgh ('23-24)
Connor Kaiser, INF	2021	6/19/2023	Colorado ('23)
Henry Davis, C/OF	2022-23	6/19/2023	Pittsburgh ('23-24)
Nick Gonzales, INF	2022	6/23/2023	Pittsburgh ('23-24)
Jared Triolo, INF	2022	6/28/2023	Pittsburgh ('23-24)
Quinn Priestner, RHP	2022	7/17/2023	Pittsburgh ('23-24), Boston ('24)
Endy Rodriguez, C/INF	2022	7/17/2023	Pittsburgh ('23)
Colin Selby, RHP	2022	8/9/2023	Pittsburgh ('23), Kansas City ('24), Baltimore ('24)
Hunter Stratton, RHP	2021	9/5/2023	Pittsburgh ('23-24)
Kyle Nicolas, RHP	2022-23	9/19/2023	Pittsburgh ('23-24)
Jared Jones, RHP	2023	3/30/2024	Pittsburgh ('24)
Paul Skenes, RHP	2023	5/11/2024	Pittsburgh ('24)
Grant Koch, C	2021-22	5/29/2024	Pittsburgh ('24)
Luis Peralta, LHP	2024	8/24/2024	Colorado ('24)
Mike Burrows, RHP	2022	9/28/2024	Pittsburgh ('24)

MLB BEFORE ALTOONA

Listed below are the players who had previous major league experience prior to playing for the Altoona Curve (not including players assigned to Altoona on a major league rehab assignment). Teams played for AFTER time spent in Altoona are listed in bold.

PLAYER	ALT YRS	PREV. MLB	PLAYER	ALT YRS	PREV. MLB	PLAYER	ALT YRS	PREV. MLB
Steve Bieser, C	1999	NYM, PIT	Howie Clark, OF	2005	BAL, TOR, BOS	Shairon Martis, RHP	2012	WSH, MIN
Enrique Burgos, RHP	1999	KC, SF	Hansel Izquierdo, RHP	2005	FLA	Aaron Poreba, LHP	2012	CWS, SD, TEX
Matt Dunbar, LHP	1999	FLA	Justin Kaye, RHP	2005	SEA	Jose Contreras, RHP	2013	NY, CWS, COL, PHI, PIT
Todd Dunn, OF	1999	MIL	Jason Roach, RHP	2005-07	NYM	Ali Solis, C	2013	SD, TB
Joey Long, LHP	1999	SD	Rich Thorpe, OF	2005-06	KC, TB	Cutlin Balester, RHP	2014-15	WSH, DET, CIN
Mike Robertson, INF	1999	CWS, PHI, ARI	Travis Chapman, OF	2006	PHI	Johnny Hellweg, RHP	2017	MIL
Mel Rosario, C	1999	BAL	Brandon Knight, RHP	2006	NY, NYM	Jackson Williams, C	2017-18	COL, SF
John Werner, INF	1999, 01	PIT, FLA	Blaine Neal, RHP	2006	SD, FLA, BOS, COL	John Borman, C	2018	PIT
Shane Anderson, LHP	2000	PIT, CIN, BOS	Simon Peab, INF	2006	TOR	Vicente Campos, RHP	2019	ARI
Keith Williams, OF	2000	SF	Nerio Rodriguez, RHP	2006	BAL, TOR, CLE, STL	Tom Koehler, RHP	2019	MIA, TOR
Mike Garcia, RHP	2001	PIT	Jorge Vasquez, RHP	2006	ATL, KC	Darnell Sweeney, INF	2019	PHI, TOR
Scarborough Green, OF	2001	STL, TEX	Peter Bergeron, OF	2007	MTL	Rodolfo Castro, INF	2021	PIT, PHI
Shane Monahan, OF	2001	SEA	Chris Truby, RHP	2007	TB, SD	Tucupita Marcano, INF/OF	2022	SD, PIT
Chris Peterson, INF	2001	COL	Russ Johnson, INF	2007	HOU, TB, NY	Luis Oviedo, RHP	2022	PIT
Jason Phillips, RHP	2001	PIT, CLE	Jose Paniagua, RHP	2007	MTL, SEA, DET, CWS	Jun Minaya, RHP	2023	CWS, MIN
Jim Dougherty, RHP	2002	HOU, OAK, PIT	Alay Soler, RHP	2007	NYM	Domingo Leyba, INF	2023	ARI, BAL
Brian Looney, LHP	2002	MTL, BOS	Chris Truby, RHP	2007	HOU, DET, MTL, TB	Josh Palacios, OF	2023	TOR, WSH
Kevin Seifick, INF	2002	PHI, COL	Melvin Dorta, INF	2008	WSH	Joe Perez, INF/OF	2023-24	HOU
Ryan Vogelsong, RHP	2002	SF, PIT	Dan Reichert, RHP	2008	KC, TOR	Jackson Wolf, LHP	2023	SD
Tom Fordham, LHP	2003	CWS	Miguel Perez, C	2008-09, 12-13	CIN	Seth Beer	2024	ARI
Chan Perry, INF	2003	CLE, KC	Evan Merck, RHP	2008	PIT, BAL	Dustin Peterson	2024	ATL, DET
Kevin Nicholson, INF	2003-04	SD	Juan Mateo, RHP	08-09	CHC	Isaac Mattson	2024	BAL, PIT
Mike Crutale, RHP	2004	STL, MIL	Pedro Lopez, INF	2009	CWS, CIN			
Tomas de la Rosa, INF	2004	MON, SF	Anderson Machado, INF	2009	PHI, CIN, COL			
Andrew Lorraine, LHP	2004	CAL, CWS, OAK, SEA, CHC, MIL	Hector Gimenez, UTL	2009-10	HOU, LAD, ARI			
			Craig Hansen, RHP	2010	BOS, PIT	Brandon		
			Jones, OF	2010	ATL			
			Anthony Claggett, RHP	2010-11	PIT, NY			
			Chris Leroux, RHP	2011	FLA, PIT, NY			
			Josh Rodriguez, INF	2011	PIT			
			Brett Sinkbeil, RHP	2011	FLA			
			Donnie Veal, LHP	2011	PIT, CWS, ATL			
			Logan Kensing, RHP	2012	FLA, WSH, COL, SEA, DET			

ALL-TIME ROSTER: ALPHABETICAL

KEY: **BOLD** - MLB Experience | **+++** - MLB Experience before joining Curve | ******* - MLB Rehab Assignment | **^** - Year of MLB Rehab

HISTORY/RECORDS

-A-		
ACUNA, Francisco (INF)	2024	2021-24
AGAMENNONE, Brandon (RHP)	2004	2006^
AGRAZAL, Darlo (RHP)	2017-19	2021
AGUERO, Ramon (RHP)	2009-10	2003
AH YAT, Paul (LHP)	1999	2008-09
ALBALADEJO, Jonathan (RHP)	2006	2014
ALCALA, Jason (RHP)	2004	2021
ALDERSON, Tim (RHP)	2009-13	2019
ALEMAIS, Stephen (INF)	2018-19	2018*, 19^
ALLDRED, Cam (LHP)	2021	2019
ALLIE, Stetson (1B/OF)	2014-16	2013
ALVARADO, Carlos (RHP)	2000-01	2011
ALVAREZ, Andres (INF/OF)	2022-23	2012
ALVAREZ, Pedro (3B)	2009	2023-24
ALVAREZ, Rafael (OF)	2006	2001
ALVAREZ, Tony (OF)	2001-02	2008-09
ALVAREZ, Victor (3B)	2008	2024
AMARAL, Daniel (OF)	2021-22	2006
ANDERSON, Jimmy (LHP)+++	2000	2004-07
ANDERSON, Tanner (RHP)	2017	2024
ANTELO, Derek (RHP)	2008	2010
ARROYO, Bronson (RHP)	1999	2023-24
ASCHE, Mike (OF)	1999	2005
ASHCRAFT, Braxton (RHP)	2023-24	2006
ASTACIO, Olivo (RHP)	2007	2023^
AYERS, Mike (LHP)	1999-01	1999^
-B-		
BAE, Ji-Hwan (INF/OF)	2021	2021-03
BAKER, Nathan (LHP)	2012-14	2024
BALESTER, Collin (RHP)+++	2014-15	2010-11
BARCO, Hunter (LHP)	2024	2005
BARMES, Clint (SS)***	2014^	2000
BARNES, Barrett (OF)	2015-16	2004
BARNES, B.J. (OF)	2001, 03	2012
BARON, Jim (LHP)	1999	2012
BARRIOS, Yfonathan (RHP)	2015	2017-19
BARTHMAIER, Jimmy (RHP)	2008, 10	2010-12
BASS, Jayson (OF)	2000-01	2003-06
BAUTISTA, Jose (3B)+++	2005	2013
BECKMAN, Ryan (RHP)	2012-14	2021
BEDNAR, David (RHP)***	2024^	1999*, 2001^
BEER, Seth (INF)+++	2024	2007-09
BEIMEL, Joe (LHP)	2000, 2011^	2009
BELISARIO, Ronald (RHP)	2007-08	2004-05
BELL, Josh (OF/1B)	2014-15	2000
BELLOMY, Bear (RHP)	2022-23	2011
BELTRAN, Alonso (RHP)	1999	2018
BENEDICT, Matt (RHP)	2014-15	2015-16
BENNETT, Jeff (RHP)	2001, 03	2007, 2009-11
BENSON, Kris (RHP)***	2002-2^	2004
BERGERON, Peter (OF)+++	2007	1999^
BIDO, Osvaldo (RHP)	2021	2012^
BIESER, Steve (C)+++	1999	2008
BIMEAL, Matt (RHP)	2004	2021-23
BINS, Carter (C)	2021-24	2019-21
BISSENETTE, Josh (INF)	2021-22	2012-13, 2017
BIXLER, Brian (SS)	2006	2012-14
BLACK, Vic (RHP)	2012	2011-14
BLACKWELL, Chad (RHP)	2006	2012-13
BLEICH, Jeremy (LHP)	2015	
BLOOM, Kyle (LHP)	2007-09	1999
BOEVE, Adam (OF)	2005-07	2010, 2013^
BOLESKA, Tom (RHP)	2010-11	2006-08
BOLTON, Cody (RHP)	2019	2022-23, 2024^
BONIFAY, Josh (OF)	2003-05	2001-02
BOONE, James (OF)	2008-09	2021
BORDEN, Buddy (RHP)	2017	1999
BORMANN, John (C)+++	2018	2005
BORNER, Brady (LHP)	2003-06	2024
BORUCKI, Ryan (LHP)***	2024^	2004
BOUKNIGHT, Kip (RHP)	2007	2004
BOWEN, Jase (OF)	2023-24	2014
BOWERS, Jason (INF)	2007-08	2010
BRADLEY, Bobby (RHP)	2004	2021
BRADY, Sean (LHP)	2019	1999
BRAULT, Steven (LHP)	2015	2007-09
BRAZELTON, Dewon (RHP)+++	2007	2019-22
BRENTZ, Jake (LHP)	2017-19	2002
BRESNEHAN, Patrick (RHP)	2007-08	2002
BROMBERG, David (RHP)	2013	2014-17
BROOKS, Frank (LHP)	2003	2014, 2016^
BROWN, Adrian (OF)***	2000*, 2001^	2013
BROWN, Alvin (RHP)	1999	2016-17
BROWN, Jason (C)	2002	2001
BROWN, Kelson (IF)	2012-14	2024
BROXTON, Keon (OF)	2014-15	2013-15
BRUBAKER, J.T. (RHP)	2018	2022-24
BRUCE, Mo (INF)	2001	2001
BRYANT, Matt (OF)	1999	1999
BULLINGTON, Bryan (RHP)	2004	2008
BURDI, Nick (RHP)***	2018*	2002
BURGOS, Enrique (RHP)+++	1999	2002
BURNETT, Sean (LHP)	2003	2001, 04, 06^, 08^
BURNSIDE, Adrian (LHP)	2001-02	2009-11
BURROWS, Mike (RHP)	2022	1999-00
BURTON, Darren (OF)	2000-01	2003-04, 08^
BUSBY, Dylan (INF)	2021	2004, 10^
BUTTLER, Vic (OF)	2005-07	2009^
-C-		
CABRERA, Ramon (C)	2012, 14	1999
CAMP, Shawn (RHP)	2001, 03	2016
CAMPOS, Vicente (RHP)+++	2019	2021
CANDELARIO, Eddi (RHP)	2004-05	2015-18
CAPPS, Matt (RHP)	2005, 08^	2009-12
CAREY, Jack (RHP)	2023-24	
CARRASCO, D.J. (RHP)	2000-01	
CARUSO, Joe (INF)	2002-03	
CASE, Brad (RHP)		
CASEY, Sean (1B)***		
CASTILLO, Diego (INF)		
CASTILLO, Jose (INF)		
CASTORRI, Christian (RHP)		
CASTRO, Orlando (LHP)		
CASTRO, Rodolfo (INF)+++		
CEDERLIND, Blake (RHP)		
CERVELLI, Francisco (C)***		
CESAR, Joel (RHP)		
CEVETTE, Dan (LHP)		
CHALK, Brad (OF)		
CHAMBERS, Evan (OF)		
CHANDLER, Bubba (RHP)		
CHANEY, Mike (LHP)		
CHANG, Ray (INF)		
CHAPMAN, Emmanuel (RHP)		
CHAPMAN, Travis (3B)+++		
CHAVES, Brandon (INF)		
CHAVEZ, Zane (C)		
CHEN, Po-Yu (RHP)		
CHEN, Yung-Chi (INF/OF)		
CHENG, Tsung-Che (INF)		
CHIAFFREDO, Paul (C)		
CHIAVACCI, Ron (RHP)		
CHOI, Ji Man (INF)***		
CHRISTIANSEN, Jason (LHP)***		
CHRYSLER, Clint (LHP)		
CIMILLO, Nick (INF)		
CITTA, Brendt (INF)		
CLAGGETT, Anthony (RHP)+++		
CLARK, Howie (OF)+++		
CLONTZ, Brad (RHP)+++		
COCKRELL, Mike (INF)		
COFIELD, Kyle (RHP)		
COLE, Gerrit (RHP)		
COLLY, Austin (RHP)		
COLLA, Mike (RHP)		
CUNNOLLY, Mike (LHP)		
CONTRERAS, Jose (RHP) +++		
CONTRERAS, Roansy (RHP)		
CORDOVA, Francisco (RHP)***		
CORLEY, Brad (OF)		
CORSALETTI, Jeff (OF)		
CORTES, Jorge (OF)		
COTA, Humberto (C)		
COX, Tyler (LHP)		
CRAIG, Will (1B)		
CREASY, Jason (RHP)		
CROTTE, Mike (RHP)		
CRUDALE, Mike (RHP)+++		
CRUZ, Ivan (1B)***		
CRUZ, Juan (RHP)***		
CRUZ, Luis (INF)		
CRUZ, Omar (LHP)		
CRUZ, Oneil (SS)		
CUMPTON, Brandon (RHP)		
CUNNINGHAM, Jarek (2B/3B)		
CURRY, Matt (1B)		
CUTLER, Charlie (C)		
-D-		
DANIELS, David (RHP)		
d'ARNAUD, Chase (2B/SS)^		
DAVIDSON, Dave (LHP)		
DAVIS, Henry (C/OF)		
DAVIS, J.J. (OF)		
DAVIS, Jonah (OF)		
DAVIS, Kane (RHP)		
DAVIS, Rajai (OF)		
DEESE, Jaycob (RHP)		
de CASTER, Yurendell (INF)		
de la ROSA, Tomas (INF)+++		
de LEON, Emmanuel (RHP)		
de los SANTOS, Jose (INF)		
DE LOS SANTOS, Yerry (RHP)		
DeHAAN, Kory (OF)		
DELANEY, Jason (1B/OF)		
DELAY, Jason (C)		
DEROSSO, Tony (INF)		
DESCHENES, Marc (RHP)		
DIAZ, Christopher (INF)		
DIAZ, Elias (C)		
DICKERSON, Alex (OF)		
DICKSON, Cody (LHP)		
DIORIO, Mike (RHP)		
DIXON, Brenden (INF)		
DODSON, Zack (LHP)		
DOMBKOWSKI, Nick (LHP)		
DONALDSON, Bo (RHP)		
DONNELLY, Brendan (RHP)		
DORTA, Melvin (INF) +++		
DOUGHERTY, Jim (RHP)+++		
DOUGHERTY, Tony (RHP)		
DOUMIT, Ryan (C)		
DUBEE, Michael (RHP)		
DUFF, Matt (RHP)		
DUFFY, Chris (OF)		
DUKE, Zach (LHP)		
DUMATRAIT, Phil (LHP)***		
DUNBAR, Matt (LHP)+++		
DUNCAN, Frank (RHP)		
DUNN, Todd (OF)+++		
DuRAPAU, Montana (RHP)		
DURHAM, Miles (OF/1B)		
-E-		
ECKELMAN, Matt (RHP)		
ECONOMOS, Nicholas (RHP)		
ELDRED, Brad (1B)		

Curve

HISTORY\RECORDS

MARTIN, Jeff (RHP)	2000	PALMA, Rick (LHP)	2002
MARTIN, Justin (INF)	2001	PANIAGUA, Jose (RHP)***	2007
MARTIN, Mason (INF)	2021, 2023	PARRISH, Dave (C)	2006-07
MARTINEZ, Anastacio (RHP)	2003	PASSANTINO, Jeff (RHP)	2021-22
MARTINEZ, Javier (RHP)***	1999*	PATTERSON, Jarrod (INF)	2000
MARTINEZ, Octavio (C)	2006	PATZKE, Jeff (INF)	1999
MARTIS, Shairon (RHP)***	2012	PAUL, Ethan (INF)	2021
MARVEL, James (RHP)	2018-19	PAULINO, Carlos (C)	2013-14
MATEO, Juan (RHP)***	2008-09	PAULINO, Ronny (C)	2003-05
MATHEWS, Del (LHP)	1999	PAVLIOVICH, Tony (RHP)	2001-02
MATHISEN, Wyatt (3B)	2017-18	PAZ, Richard (INF)	2001
MATSON, Zach (LHP)	2022	PEARCE, Steven (INF/OF)	2007
MATTSOON, Isaac (RHP)***	2024	PEARSON, Kyle (RHP)	2008
MATTHIESSEN, Will (INF)	2022-23	PEGUERO, Liover (INF)	2022-23
MATTSOON, Rob (RHP)	2000	PENA, Alex (RHP)	1999
McADOO, Charles (INF)	2024	PENA, Rudy (C)	2004
McCLURE, Kade (RHP)	2024	PERACHI, Dominic (LHP)	2024
McCONNELL, Sam (LHP)	1999-00	PERALTA, Luis (LHP)	2024
McCUTCHEEN, Andrew (OF)	2006-07	PEREZ, Clario (RHP)	2015
McDADE, Neal (RHP)	2001-04	PEREZ, Franklin (RHP)	2006
McDONALD, James (RHP)***	2013*	PEREZ, Joe (INF/OF)***	2023-24
McGOUGH, Trey (LHP)	2021	PEREZ, Miguel (C)***	2008-09, 2012-13
McGUIRE, Reese (C)	2016	PERRY, Chan (INF)***	2003
McKINNEY, Brett (RHP)	2015-16	PETERS, Dillon (LHP)***	2022*
McLOUTH, Nate (OF)	2004	PETERSEN, Chris (INF)***	2001
McPHERSON, Kyle (RHP)	2011-12	PETERSON, Brian (C)	2007
McRAE, Alex (RHP)	2016-17	PETERSON, Dustin (OF)***	2019
McSWAIN, Matt (RHP)	2011-12	PETERSON, Matt (RHP)	2004-07
MEADOWS, Austin (OF)	2015-16	PEURIFOY, Ryan (OF)	2024
MEADOWS, Randy (INF)	2002	PHILLIPS, Jason (RHP)***	2001
MEARS, Nick (RHP)	2019	PICART, Greg (INF)	2011-12
MEATH, Matt (OF)	2005, 07	PICHARDO, Kervin (INF)	2024
MEDINA, Jhondaniel (RHP)	2015-16	PICKFORD, Kevin (LHP)	2000
MEDRANO, Jesse (3B)	2019	PIMENTEL, Stolmy (RHP)	2013, 2014*
MEER, Evan (RHP)***	2008	PLANCHART, Geovanny (C)	2024
MEIER, Dan (OF)	2001-02	POINTER, Corey (OF)	2000
MEIS, Justin (RHP)	2023-24	POLANCO, Gregory (OF)	2013
MEJIA, Emmanuel (RHP)	2022	PONCE, Cody (RHP)	2019
MELLENDEZ, Cristofer (RHP)	2021-22, '24	POND, Simon (1B/OF)***	2006
MENDEZ, Donald (INF)***	2004	POPE, Brett (INF)	2019
MERCEDES, Victor (INF)	2005	POREDA, Aaron (RHP)***	2012
MERCER, Jordy (3B/SS/2B)	2010-11	POWELL, Pedro (OF)	2006, 08
MILIANO, Michell (RHP)	2023	PRASCH, Ed (INF)	2009
MILLER, Adam (RHP)	2015	PRESLEY, Alex (OF)	2010
MILLER, Jeff (RHP)	2004	PRIBANIC, Aaron (RHP)	2011-12
MILLER, Quinton (RHP)	2013-14	PRIESTER, Quinn (RHP)	2022
MINAYA, Juan (RHP)***	2023		
MITCHELL, Cal (OF)	2021	RAMIREZ, Harold (OF)	2016
MLODZINSKI, Carmen (RHP)	2022	RAMOS, Jhonathan (LHP)	2012-14
MOEVES, Derrik (RHP)	2006	RANDALL, Scott (RHP)	2024
MOLLEKEN, Dustin (RHP)	2009-10	RATLEDGE, Logan (INF)	2017-18
MONAHAN, Shane (OF)***	2001	RAYMUNDO, G.J. (INF)	2005
MONTERO, Joan (RHP)	2012	REDMAN, Tike (OF)	1999
MONTGOMERY, Matt (RHP)	2002	REDMOND, Todd (RHP)	2007
MORALES, Tomas (C)	2016-17	REICHERT, Dan (RHP)***	2008
MORENO, Diego (RHP)	2010-11	REID, Justin (RHP)	2001-02, 04
MORGAN, Nyjer (OF)	2006	REYES, Alfredo (INF/OF)	2018-19
MORIARTY, Mike (INF)***	2004	REYES, Milver (C)	2006-09
MOROFF, Max (IF)	2015	REYES, Pablo (INF/OF)	2017-18
MORRIS, A.J. (RHP)	2014	REYNOLDS, Bryan (OF)	2018
MORRIS, Bryan (RHP)	2010-11	RIOS, Armando (OF)***	2002*
MORRIS, Hunter (1B)	2015	RIVERA, Carlos (1B)	2001-02
MORRIS, Josh (RHP)***	2013*, 2014*, 2015*	ROACH, Jason (RHP)***	2005-07
MOSKOS, Daniel (LHP)	2009-10	ROBERTS, Austin (RHP)	2022
MULHOLLAND, Terry (LHP)***	2001*	ROBERTS, Kevin (RHP)	2008
MUNOZ, Luis (RHP)	2007-08	ROBERTSON, Mike (1B)***	1999
MURRAY, Chase (OF)	2021	ROBLES, Domingo (LHP)	2019
MURRAY, Shea (RHP)	2019-21	ROBLES, Moises (RHP)	2008-09
MUSGROVE, Joe (RHP)***	2018*	RODRIGUEZ, Endy (C/INF)	2022, '24*
		RODRIGUEZ, Frank (RHP)	2001
		RODRIGUEZ, Joely (LHP)	2004
		RODRIGUEZ, Josh (INF)***	2011
		RODRIGUEZ, Nerio (RHP)***	2006
		RODRIGUEZ, Victor (INF)	2002
		RODRIGUEZ, Wandy (LHP)***	2014*
		ROGERS, Brian (RHP)	2006, 08
		ROJAS, Chris (RHP)	2006
		ROJAS, JR., Mel (OF)	2013-15
		ROMAK, Jamie (1B)	2008-09
		ROMERO, Enny (LHP)***	2018*
		RONEBERG, Brett (OF)	2003, 06-07
		ROSARIO, Mel (C)***	1999
		ROSARIO, Miguel (RHP)	2016-17
		ROSENGREN, John (LHP)	2000
		RUIZ, Randy (1B)	2007
		RUINION, Tony (RHP)	1999
		SABOL, Blake (C)	2022
		SADLER, Casey (RHP)	2013, 17
		SADLER, Ray (OF)	2003-06
		SAK, Jim (RHP)	2000
		SALCEDO, Edward (INF/OF)	2015
		SAMANIEGO, Tyler (LHP)	2022-24
		SAMPLE, Tyler (RHP)	2014-15
		SAMPSON, Adrian (RHP)	2014
		SANCHEZ, Angel (RHP)	2014-15
		SANCHEZ, Lolo (OF)	2022-23
		SANCHEZ, Romulo (RHP)	2015-07
		SANCHEZ, Tony (C)	2011-13
		SANCHEZ, Yunesky (3B/1B)	2011
		SANDERS, Tracy (INF)	2000
		SANTANA, Edgar (RHP)	2016
		SANTOS, Adalberto (OF)	2012-13
		SANZ, Luis (RHP)	2013
		SCAHILL, Rob (RHP)***	2015*
		SCHMIDT, Jason (RHP)***	2001*
		SCHWIND, Jonathan (OF)	2015-17
		SCIONEAUX, Tate (RHP)	2017-19
		SCOTT, Connor (OF)	2022-24
		SCOTT, Travis (C)	201
O'BRIEN, Patrick (RHP)	2004		
O'CONNOR, Brian (LHP)	1999-00, 02		
O'REILLY, John (RHP)	2019-21		
OGLE, Braeden (LHP)	2023		
OHLENDORF, ROSS (RHP)***	2010*, 2011*		
OLIVA, Jared (OF)	2019		
OQUENDO (SNELL), Ian (RHP)	2003-04		
ORTIZ, Luis (RHP)	2022		
OSTEEN, Gavin (LHP)	2000		
OSUNA, Jose (1B/OF)	2015-16		
OVIEDO, Luis (RHP)***	2022-23		
OWEN, Hunter (3B)	2019		
OWENS, Rudy (LHP)	2010		
OZIAS, Todd (RHP)	2003		

Curve

HISTORY\RECORDS

- 2 -

Tike Redman	1999
Mel Rosario	1999
Nate McLouth	2004
Matt Meath	2005
Pedro Powell	2008
Jim Nearych	2009
Yung Chen	2010
Brandon Moore (Hitting Coach)	2011
Brock Holt	2012
Gustavo Nunez	2012
Andy Vasquez	2013-15
Gift Ngoepe	2015
Jacoby Jones	2015
Anderson Feliz	2016
Kevin Newman	2017
Anderson Feliz	2017
Mitchell Tolman	2017
Pablo Reyes	2018
Stephen Alematis	2018-19
Austin Coley	2019
Adrian Valerio	2019
Ji-Hwan Bae	2021
Tucupita Marceno	2022
Joe Jacques	2022
Andres Alvarez	2022-23
Brenden Dixon	2024
J.C. Flowers	2024
Kalae Harrison	2024
Termain Johnson	2024

- 3 -

Kevin Haverbusch	1999
Tracy Sanders	2000
Shane Monahan	2001
Randy Meadows	2002
Ian Oquendo (Snell)	2003
Matt Peterson	2004
Brandon Chaves	2004-07
Melvin Dorta	2008
James Boone	2009
Gorkys Hernández	2009
Shelby Ford	2010-11
Matt Curry	2011
Robbie Grossman	2012
Drew Maggi	2012
Mel Rojas Jr.	2013-14
Ralph Henriquez	2014
Eric Wood	2015-16
Chris Diaz	2017
Logan Rattledge	2017
Deke Tucker	2017-18
Brett Pope	2019
Trey McGough	2021
Ethan Paul	2021
Liover Peguero	2022
Mason Martin	2023
El Wilson	2023
Jackson Glenn	2024

- 5 -

Luis Figueroa.....	1999
Jack Wilson.....	2000
Shaun Skrehot.....	2001-2004
Andy Wilson.....	2005
Taber Lee.....	2005-06
Matt Meath.....	2007
Shelby Ford.....	2008
Jack Wilson.....	2008
Brian Friday.....	2009
Jim Nearych.....	2010
Jose De Los Santos.....	2010
Jordy Mercer.....	2011
Josh Rodriguez.....	2011
Andy Vasquez.....	2012
Elevyz Gonzalez.....	2012
Tony Sanchez.....	2013
Gift Ngoepe.....	2013
Dan Gamache.....	2014
Max Meroff.....	2015
Joey Cora (Manager).....	2016
Wyatt Mathisen.....	2017-18
Josh Harrison.....	2018

Bryan Reynolds.....	2018
Bratin Jackson.....	2019
Cal Mitchell.....	2021
Nick Gonzales.....	2022
Drew Maggi.....	2023
Jackson Wolf.....	2023
Tsuna-Che Chena.....	2024

- 6 -

Garrett Long.....	1999-2000
Shawn Garrett.....	2002
Chris Duffy.....	2003-04
Vic Buttler.....	2005
Howie Clark.....	2005
Chaz Lytle.....	2006
Justin Elliott.....	2007
Pat Bresnahan.....	2008
Jeff Corsaletti.....	2009
Chase d'Arnaud.....	2010
Starling Marte.....	2011
Kelson Brown.....	2012-14
Adam Frazier.....	2015
Chris Diaz.....	2016
Connor Joe.....	2017
Jackson Williams.....	2018
Logan Rattledge.....	2018
Ryan Peurifoy.....	2019
Robbie Glendinning.....	2019
Daniel Amaral.....	2021-22
Claudio Finol.....	2022
Jonathan Prieto (Coach).....	2022
Cale Johnson (Pitching Coach).....	2023
Grant Ford.....	2023-24

- 7 -

Del Matthews	1999
Rob Mackowiak	2000
Rich Paz	2001
Victor Rodriguez	2002
Shawn Garrett	2003
Jeff Kenginger	2004
G.J. Raymundo	2005
Brandon Moore (Hitting Coach)	2006-08
Matt Walbeck	2009-10
P.J. Forbes	2011-12
Drew Maggi	2013-14
Jonathan Schwind	2015
Reese McGuire	2016
Elvis Escobar	2016
Chase Simpson	2017
Casey Hughston	2017
Justin Maffei	2017
Kesoni De Renne (Hitting Coach)	2018
Bligh Madris	2019-21
Carter Bins	2021
Jesus Valdez	2021
Jack Suwinski	2022
Brendt Citta	2022
Gannon Scott	2022
Callix Grabbe (Manager)	2023
Robby Hammock (Manager)	2024

.....
- 10

Matt Dunbar.....	1999
Rico Washington.....	2000-2002
Victor Mercedes.....	2005
Rich Thompson.....	2005
Vic Buttler.....	2006
Carlos Maldonado.....	2008
Andrew McCutchen.....	2006-07
James Boone.....	2008
Pedro Lopez.....	2009
Shelby Ford.....	2009
Josh Harrison.....	2010
Brad Chalk.....	2011
Adalberto Santos.....	2012-13
Gift Ngoepe.....	2014
Dan Gamache.....	2015
Austin Meadows.....	2015
Erich Weiss.....	2016
Zane Chavez.....	2017
Jackson Williams.....	2017
Daniel Zamora.....	2017
Ke'Bryan Hayes.....	2018

PIRATES' RETIRED NUMBERS

The Pittsburgh Pirates have retired 10 uniform numbers at the Major League level. It is Pirates' policy that those numbers are not to be worn by any of their players in the minors throughout the farm system. Those numbers are:

1

BILLY MEYER

4

RALPH KINER



WILLIE STARGELL

9

BILL MAZEROSKI

11

PAUL WANER

20

PIE TRAYNOR

21

ROBERTO CLEMENTE

32

HONUS WAGNER

40

DANNY MURTAUGH

42

JACKIE ROBINSON

*Robinson's number was retired throughout Major League Baseball on July 12, 1997.

ALL-TIME ROSTER: NUMERICAL

Stephen Alemas	2018
Hunter Owen	2019
Chris Sharpe	2019
Cam Alldred	2021
Alex Manasa	2021
Brendt Citta	2021
Grant Koch	2021
Omar Cruz	2022
Liover Peguero	2023
Tsung-Che Cheng	2023
Jase Bowen	2024

- 11 -

Bronson Arroyo	1999
Shaun Skrehot	2000-01
Larry Wimberly	2002
Joe Caruso	2003
Ray Navarrete	2004
Rajai Davis	2005
Brandon Knight	2006
Vic Buttlr	2007

- 12 -

Chris Wimmer	1999
Joe Beigel	2000
Tony Alvarez	2002
Ray Navarrete	2003
Michael Cockrell	2004
David Davidson	2006
Taber Lee	2007
Derek Hankins	2008-10
Anderson Machado	2009
Brock Holt	2011
Austin McClune (Coach)	2013
Adrian Sampson	2012
Clint Barnes	2012
Michael Ryan (Manager)	2017-19
Josh Bissonette	2021-22
Carter Bins	2022
Henry Davis	2022
Matt Fraizer	2023-24
Dustin Peterson	2024

- 13 -

Jayson Bass	2000
Neal McDade	2002-03
Donaldo Mendez	2004
Craig Stansberry	2005
Javier Guzman	2006-07
Luis Cruz	2008
Jim Negrych	2008
Pedro Alvarez	2009
Matt Hague	2010
Jeremy Farrell	2011
Tyler Waldron	2012
Greg Picart	2012
Gerrit Cole	2012
Carlos Garcia (Manager)	2013-14
Stetson Allie	2016
Elvis Escobar	2017-18
Alfredo Reyes	2018-19
Stephen Alemas	2018
Adrian Valerio	2019
Darnell Sweeney	2019
Onell Cruz	2019-21
Will Matthiessen	2022
Tyler Samaniego	2022-24
Jaycob Deese	2024
Drake Fellows	2024
Eli Wilson	2024
Cy Nielson	2024

- 14 -

Paul Ah Yat	1999
Danny Carrasco	2000
Lee Evans	2001
Clint Chrysler	2002
Jose Castillo	2003
Ryan Doumit	2004
Scott Neuberger	2005
Adam Boeve	2005
Travis Chapman	2006
Neil Walker	2006
Kip Bouknight	2007
Derek Hankins	2007
Anthony Webster	2008
Jason Delaney	2009
Jordy Mercer	2010
Jeremy Farrell	2012
Carlos Paulino	2013
Joely Rodriguez	2014
Keon Broxton	2015
Tom Prince (Manager)	2015
Edwin Espinal	2016-17
Jonathan Schwind	2017
Ke Bryan Hayes	2018
Brain Jackson	2018
Jason Delay	2019
Jonah Davis	2021
Matt Fraizer	2021
Bear Bellomy	2022-23
Carter Bins	2023
Justin Orton (Coach)	2024

- 15 -

Ken Giard	1999
Bruce Tanner (Pitching Coach)	2000
Alex Pena	2000
Carlos Rivera	2001
Brian O'Connor	2002
Rick Palma	2003
Jeremy Harts	2004-05
Octavio Martinez	2006
Romulo Sanchez	2007
Jimmy Barthmeier	2008
Steve Lerud	2008-09

James Skelton	2010
Bryan Morris	2010
Anthony Claggett	2011
Ryan Beckman	2012
Jose Contreras	2013
Charlie Morton	2013
Allen Hanson	2013
Carlos Paulino	2014
Chad Kuhl	2015
Austin Meadows	2016
Travis MacGregor	2021-23
Jeff Passantino	2022
Fabrizio Macias	2022
Anthony Solomoto	2023
Michell Miliano	2023
Connor Scott	2024
Henry Davis (rehab)	2024
Scott Randall	2024
Nick Cimillo	2024

- 16 -

Adam Hyzdu	1999-00
(Retired - 2000)	

- 17 -

Kane Davis	1999
Brad Guy	2000
Brett Roneberg	2003
Chris Snusz	2004
Rudy Pena	2004
Paul Maholm	2005
Jason Roach	2005
Brett Roneberg	2006-07
David Davidson	2008
Jamie Romak	2008
Tyler Herron	2009
Kris Krebs	2009
Kris Watts	2010-11
Matt Curry	2012-14
Ali Solis	2013
Chase d'Arnaud	2013
Neil Walker	2013
Orlando Castro	2014
Stan Kyles (Pitching Coach)	2014
Barrett Barnes	2015-16
Austin Coley	2017
Yeddy Garica	2018-19
Shea Murray	2021
Tahjai Thomas	2022-23
Domingo Gonzalez	2022
Tres Gonzalez	2024
Dominic Perachi	2024

- 18 -

Mike Asche	1999
Carlos Alvarado	2000
Sean Burnett	2003
Gary Thomas	2004
Brant Ust	2006
Justin Vaciavik	2007
Brian Finegan	2008
Brad Lincoln	2009
Miles Durham	2009
Aaron Thompson	2011
Anthony Norman	2012
Jeff Karstens	2012
Jeff Innan	2012
Justin Howard	2013-14
Zack Dodson	2014-15
Jose Osuna	2016
Elias Diaz	2016
Tate Sconeaux	2017-19
Sean Brady	2019
Gary Green (Bench Coach)	2021
Jared Triolo	2022
Juan Minaya	2023
Braxton Ashcraft	2023-24
Drake Fellows	2024
Blake Townsend	2024

- 19 -

Alexander Hernandez	1999
Dan Meier	2002
Chad Lytle	2005
Ray Bautista	2005
Ray Seargear (Pitching Coach)	2006
Ray Sadler	2006
Jason Bowers	2007-08
Victor Alvarez	2008
Yoslan Herrera	2009
Jeremy Barthmeier	2010
Bryan Marrs	2011
Kris Johnson	2012
Miles Durham	2012
Erik Turgeon	2012
Jhonnathan Ramos	2013
Junior Sosa	2014-15
Angel Sanchez	2014
Brett McKinney	2015
Frank Duncan	2016
Kevin Newman	2016
Kevin Riggs (Hitting Coach)	2017
Jesus Liranzo	2018
Austin Coley	2018
Mitchell Tolman	2019
Jesse Medrano	2019
Raul Hernandez	2021
Cam Vieux	2021
Nate Teribilo	2022
Aaron Shortridge	2022
Josh Palacios	2023
Lolo Sanchez	2023
Mike Jarvis	2024
Sammy Siani	2024

- 22 -

Fernando Rios.....	2002	Ronny Paulino.....	2003-05
Jeff Andrews (Pitching Coach).....	2003-05	Josh Sharpless.....	2005
Nyjer Morgan.....	2006	Ray Searage (Pitching Coach).....	2006
Mike Connolly.....	2006	Dewon Brazelton.....	2007
Jonel Pacheco.....	2009	Randy Ruiz.....	2007
Angel Gonzalez.....	2009	Jason Delaney.....	2008
Quincy Lattimore.....	2011-12	Jose Tabata.....	2008
Eliczer Navarro.....	2013	Ryan Long (Hitting Coach).....	2009-10, 2013-14
Stefan Welch.....	2013	Tony Sanchez.....	2011-12
Alan Hanson.....	2014	Josh Smith.....	2015
Tyler Glasnow.....	2015-16	Brett McKinney.....	2016
Erich Weiss.....	2016	Pedro Vasquez.....	2018-19
Justin Maffei.....	2016-17	James Marvel.....	2018
Jake Brentz.....	2017	Cristofer Melendez.....	2021
Kieran Mattison (Manager).....	2022	Austin Roberts.....	2022
Henry Davis.....	2023	Omar Cruz.....	2023
Chavez Young.....	2023	- 27 -	
Chris Gau.....	2024		
Jack Carey.....	2024		
- 23 -			
Jeff Livesey (Hitting Coach).....	1999-2000	David Daniels.....	1999
Jose Lopez.....	2002	Humberto Cota.....	2000
Kevin Nicholson.....	2003-04	Tony Derosso.....	2002
Chris Snusz.....	2005	B.J. Barnes.....	2003
Craig Stansberry.....	2006	Scott Sheldon.....	2004
Brian Bixler.....	2006	Ben Shaffer.....	2004
Wardell Starling.....	2007	David Lundquist.....	2004
Brad Corley.....	2008	Javier Guzman.....	2005
Milver Reyes.....	2009	Hansel Izquierdo.....	2005
Hector Gimenez.....	2009-10	Matt Lorenzo.....	2006
Tom Boleska.....	2011	Adam Boeve.....	2006-07
Greg Picart.....	2011	Yoslan Herrera.....	2008
Jeff Johnson (Pitching Coach).....	2012	Dean Treanor (Pitching Coach).....	2009
Matt Benedict.....	2014-15	Michael Ryan (Coach).....	2012
Collin Balester.....	2015	Zack Thornton.....	2013
Harold Ramirez.....	2016	Zack Dodson.....	2013
Chris Stewart.....	2016	Jeff Inman.....	2014
Jordan Luplow.....	2017	Wandy Rodriguez.....	2014
Logan Hill.....	2017, 2019	Tyler Waldron.....	2014
Jonathan Schwind.....	2017	Kawika Emsley-Pai.....	2014
Jason Martin.....	2018	Jordan Creasy.....	2015-16
Elvis Escobar.....	2018	Pablo Reyes.....	2018
Robbie Glendinning.....	2019	Joe Musgrove.....	2018
Mason Martin.....	2021	Eduardo Vera.....	2018
Kyle Nicolas.....	2022-23	Beau Sulser.....	2019
Nick Dombkowski.....	2023-24	David Newhan (Hitting Coach).....	2021
Charles McAdoo.....	2024	Grant Koch.....	2022
- 24 -		Lolo Sanchez.....	2022-23
		Joe Perez.....	2023
		Paul Skenes.....	2023
		Abraham Gutierrez.....	2023-24
		- 28 -	
Matt Bryant.....	1999		
Matt Duff.....	2000	Reed Sechrist.....	1999
Darren Burton.....	2001	John Grabow.....	2000
Kevin Sefcik.....	2002	Josh Bonifay.....	2003-05
Marc Deschenes.....	2002	Chris Hernandez.....	2006-08
Mike Connolly.....	2003-05	Jeff Sues.....	2008
Paul Chaffredo.....	2005	Brad Corley.....	2009
Simon Pond.....	2006	Sean Smith.....	2009
Neil Walker.....	2007	Miles Durham.....	2010-11
Jonel Pacheco.....	2008	Travis Scott.....	2011
Pedo Alvarez.....	2009	Vic Black.....	2012
Brandon Jones.....	2010	Miguel Perez.....	2013
Alex Presley.....	2010	Miles Durham (Coach).....	2014
Andrew Lambio.....	2010	Stetson Allie.....	2015
Brian Leach.....	2011	Jared Lakind.....	2016
Kyle McPherson.....	2011	Alex McRae.....	2017
Jarek Cunningham.....	2012-13	Jake Brentz.....	2018
Willy Garcia.....	2014-15	Dario Agrazal.....	2018
Mel Rojas Jr.....	2015	Adrian Valerio.....	2019
Hunter Morris.....	2015	Nicholas Economos.....	2019
Jonathan Schwind.....	2016	Matt Fraizer.....	2022
Ryan Vogelsong.....	2016	Domingo Leyba.....	2023
Tanner Anderson.....	2017	Will Matthiessen.....	2023
Bryan Reynolds.....	2018	Seth Beer.....	2024
Jordan George.....	2018	Eli Wilson.....	2024
Scooter Hightower.....	2019	- 29 -	
Gift Ngoepe.....	2019		
Elvis Escobar.....	2019	Tracy Sanders.....	2000
Joe Jacques.....	2019	John Pachot.....	2002
Canaan Smith-Nijgba.....	2021	Clint Chrysler.....	2003
Blake Scott.....	2022	Tony Beasley (Manager).....	2004-05
Henry Davis.....	2022	Chad Blackwell.....	2006
Conner Scott.....	2023	Jason Roach.....	2006
Isaac Matton.....	2024	Kip Wells.....	2006
Carter Bins.....	2024	Sean Casey.....	2006
Endy Rodriguez (rehab).....	2024	Brad Corley.....	2007
- 25 -		Tim Leiper (Manager).....	2008
		Randy Newsom.....	2009
		Ray Chang.....	2009
Alonso Beltran.....	1999	Tyler Cox.....	2011
Darren Burton.....	2000	Joe Beimel.....	2011
Carlos Rivera.....	2002	Brandon Cumpton.....	2012
Chan Perry.....	2003	Oscar Tejeda.....	2013
Ray Sadler.....	2004	Tim Alderson.....	2013
Justin Kaye.....	2005	Jeff Karstens.....	2013
Rich Thompson.....	2006	Elias Diaz.....	2014
Dave Parrish.....	2006-07	Tom Harlan.....	2015
Brian Peterson.....	2007	Buddy Borden.....	2017
Miguel Perez.....	2008-09	Kevin Kramer.....	2017
Craig Hansen.....	2010	Geoff Hartlieb.....	2018
Eric Fryer.....	2011	Francisco Cervelli.....	2018-19
Andrew Lambio.....	2011, 2013	James Marvel.....	2019
Oscar Tejada.....	2012	John O'Reilly.....	2019
Kyle Coffeld.....	2012	Miguel Perez (Manager).....	2021
Gregory Polanco.....	2013	Dylan Shockey.....	2022-24
Jerek Cunningham.....	2014	Valentin Linarez.....	2023
Sebastian Valle.....	2015	Geovanny Planchart.....	2024
Josh Smith.....	2016	- 30 -	
Nick Kingham.....	2016		
Michael Suchy.....	2017	J.R. House.....	2001
Will Craig.....	2018	Jason Brown.....	2002
Jon Nunnally (Hitting Coach).....	2019, 2022-23	Chris Heintz.....	2003
Jeff Passantino.....	2021	Brady Borne.....	2004-06
		Brian Rogers.....	2006
		Ryan Doumit.....	2006
		Milver Reyes.....	2006
Sam McConnell.....	1999		
J.J. Davis.....	2002		
- 26 -			

ALL-TIME ROSTER: NUMERICAL

Matt Capps.....	2008
Evan Meek.....	2008
Brian Holliday.....	2008
Kyle McPherson.....	2008
Dustin Molleken.....	2009-10
Yunesky Sanchez.....	2011
Diego Moreno.....	2011
Chris Leroux.....	2011
Phil Irwin.....	2012
Zachary Foster.....	2012
Jameson Taillon.....	2012
Alex Dickerson.....	2013
Nathan Baker.....	2014
Jhondaniel Medina.....	2015-16
Jared Lakind.....	2017
Matt Eckelman.....	2018
Joel Cesar.....	2019
Shea Murray.....	2019
Noe Toribio.....	2021
Andres Alvarez.....	2022
Jeff Passantino.....	2022
Justin Meis.....	2023
Emmanuel Chapman.....	2024

- 31 -

Craig Wilson.....	1999
Brian O'Connor.....	2000
Shawn Camp.....	2001
Ben Shafar.....	2002-03
Chris Shelton.....	2003
Brandon Agamenzone.....	2004
Zach Duke.....	2004, 2010
Yurendell De Caster.....	2005
Chris Truby.....	2007
Carlos Maldonado.....	2007
Ronald Belisario.....	2007-08
Jose Tabata.....	2009
Jeff Locke.....	2010-11
Brett Sinkbell.....	2011
Ryan Long (Hitting Coach).....	2012
Luis Sanz.....	2013
John Holdzkorn.....	2014
Clario Perez.....	2015
Jerrick Sulter.....	2017, 2019
Nick Burd.....	2018
Omar Cruz.....	2021
Will Kobos.....	2022
Cristofer Melendez.....	2022
Gary Green (Bench Coach).....	2023

- 32 -

Luis Iglesias.....	1999
Brian Smith.....	2000
Brady Borner.....	2003
Neal McDade.....	2004
James Johnson.....	2005-06
Angel Gonzalez.....	2008
Derek Antelo.....	2008
Shawn Nottingham.....	2009
Phillip Dumatrait.....	2009
Tim Alderson.....	2009-11
Miguel Perez.....	2012
Kyle Kaminsky.....	2012
Duke Welker.....	2012
Brandon Cumpston.....	2013
Quinton Miller.....	2013-14
Jacob Stallings.....	2015
Brandon Waddell.....	2016-18
Dario Agrazal.....	2017
Tyler Gaffney.....	2018
Angel German.....	2019
Rodolfo Castro.....	2021
Chase Murray.....	2021
Diego Castillo.....	2021
Luis Ortiz.....	2022
Cameron Junker.....	2022-24
Darvin Garcia.....	2024
Jaden Woods.....	2024

Brian O'Connor.....	1999
Mike Ayers.....	2000
Kevin Haverbusch.....	2002
Paul Weichard.....	2002
Rick Palma.....	2002
Jeff Bennett.....	2003
Ray Sadler.....	2003
Ian Snell.....	2004
Ben Shaffar.....	2005
Russ Johnson.....	2007
Todd Redmond.....	2007
Michael Nannini.....	2007
Ray Chang.....	2008
Corey Hamman.....	2009
Ramon Agüero.....	2009
Michael Dubee.....	2010-11
Mike Cola.....	2012
Jeff Inman.....	2013
Nick Kingham.....	2013, 2018
J.T. Brubaker.....	2018
Montana DuRapau.....	2018
Scooter Hightower.....	2018
Vicente Campos.....	2019
Cam Vieaux.....	2019
Will Gardner.....	2021
Zach Matson.....	2021
Nick Dombkowski.....	2022
Jacob Gonzalez.....	2023
Brady Conlan (Coach).....	2024
Joe Perez.....	2024

- 35 -

Scott Lovekamp (Pitching Coach).....	1999
Keith Williams.....	2000
J.R. House.....	2002
Anastacio Martinez.....	2003
Frank Brooks.....	2003
Tomas De La Rosa.....	2004
Jason Alcala.....	2004
Jorge Cortes.....	2004-05
Wardell Starling.....	2006
Chris Rojas.....	2006
Kevin Roberts.....	2008
Ramon Agüero.....	2010
Phil Irwin.....	2011
Jose Hernandez.....	2011
Tim Alderson.....	2012
Ethan Hollingsworth.....	2013
Yao-Hsun Yang.....	2014
Brandon Mann.....	2014
Josh Bell.....	2014
John Kuchno.....	2015
Miguel Rosario.....	2016-17
Mitch Keller.....	2018
Arden Pabst.....	2018
Jake Brentz.....	2019
Blake Cederlind.....	2019
Diego Castillo.....	2021
John O'Reilly.....	2021
Stephen Morales (Coach).....	2022
Matt Gorski.....	2022-23
Bubba Chandler.....	2023
Po-Yu Chen.....	2024
Anthony Solometo.....	2024
Luis Peralta.....	2024
Brad Case.....	2024

- 36 -

Wilson Guzman.....	2000
Brian Looney.....	2002
Mike Gonzalez.....	2002
Todd Ozias.....	2003
Josh Shortstief.....	2006
John Van Benschoten.....	2006
Ray Seavage (Pitching Coach).....	2006
Jose Paniagua.....	2007
David Davidson.....	2007

CURVE AROUND THE GLOBE

ALL-TIME CURVE PLAYERS BY BIRTH STATE

California.....	106	Indiana, North Carolina.....	11	Delaware, Arkansas, Oregon, New Hampshire.....	2
Florida.....	53	Alabama, Massachusetts.....	10	Alaska, Idaho.....	1
Texas.....	52	Michigan, Missouri, Virginia, Arizona.....	9	Minnesota, Nebraska.....	1
Pennsylvania.....	28	Oklahoma.....	8	New Mexico.....	1
Ohio.....	27	Colorado, Kentucky, Louisiana, Connecticut.....	7	South Dakota, Vermont.....	1
New York.....	26	Mississippi, Wisconsin, Kansas, Hawaii.....	6	Maine, Montana.....	0
Illinois.....	20	South Carolina.....	5	North Dakota, Wyoming.....	0
Georgia.....	19	Iowa, Maryland, West Virginia, Utah.....	4		
New Jersey, Washington.....	15	Nevada.....	3		
Tennessee.....	14	Rhode Island, D.C.....	2		

ALL-TIME CURVE PLAYERS BY BIRTH COUNTRY

United States.....	560	Cuba.....	7	Saudi Arabia.....	1
Dominican Republic.....	87	Colombia.....	6	Honduras.....	1
Venezuela.....	41	Taiwan.....	5	South Africa.....	1
Mexico.....	14	Panama.....	4	Lithuania.....	1
Puerto Rico.....	10	Bahamas.....	2	South Korea.....	1
Canada.....	8	Curacao.....	2		
Australia.....	8	Belgium.....	1		

Cott Nestor.....	2009	Austin Coley.....	2019
Anthony Norman.....	2010	Chris Sharpe.....	2019
Matt McSwain.....	2011-12	Blake Cederlind.....	2019
Christian Marrero.....	2012	Cody Ponce.....	2019
Juan Cruz.....	2012	Claudio Finol.....	2021
Nathan Baker.....	2013	Jack Suwinski.....	2021
Nick Kingham.....	2014	Aaron Shackelford.....	2022
Jonathan Ramos.....	2014	Claudio Finol.....	2023
Angel Sanchez.....	2015	Geronimo Franzua.....	2023
Adam Miller.....	2015	Eddy Yearn.....	2024
Tyler Eppler.....	2015-16		
Montana DuRapau.....	2017	Aaron France.....	- 41 -
Brandon Curnpton.....	2017	John Grabow.....	1999-00
Logan Sendelbach.....	2018	Mike Moriarty.....	2002-03
Cam Vieaux.....	2019	Ray Sadler.....	2004
Domingo Robles.....	2019	Ray Sadler.....	2005
Arden Pabst.....	2021	Milver Reyes.....	2006
Colin Selby.....	2022	Ryan Doumit.....	2008
Jared Jones.....	2023	Christian Gastorri.....	2008
Tsung-Che Cheng.....	2023	Daniel Moskos.....	2009-10
Jackson Glenn.....	2023	Noah Krol.....	2011
Brenden Dixon.....	2024	Kris Harvey.....	2012
Dominic Perachi.....	2024	Jason Townsend.....	2013
Kade McClure.....	2024	Emmanuel De Leon.....	2014
Chris Gau.....	2024	Kevin Riggs (Hitting Coach).....	2015-16
Jaycob Deese.....	2024	Bryan Hickerson (Pitching Coach).....	2017-18
		Jared Oliva.....	2019
	- 37 -	Drew Benes (Pitching Coach).....	2022
Lee Evans.....	2000	Noe Toribio.....	2023
Matt Montgomery.....	2002	Wyatt Hendrie.....	2024
Mike Johnston.....	2003	Ryan Borucki (rehab).....	2024
Bryan Bullington.....	2004	Hunter Bianco.....	2024
Tom Gorzelanny.....	2005	Beau Sulser.....	2024
Jorge Vasquez.....	2006	Cristofer Melendez.....	2024
Yoslan Herrera.....	2007		
Jeff Sues.....	2009-10		- 43 -
Corey Hamman.....	2010	Marty Brown (Manager).....	1999-2000
Anthony Gaggett.....	2010	Justin Reid.....	2002
Jared Hughes.....	2011, 2013	Tom Fordham.....	2003
Anthony Norman.....	2011	Jeff Miller.....	2004
Charlie Cutler.....	2012-13	Carlos Maldonado.....	2005
Tom Harlan.....	2014	Romulo Sanchez.....	2006
Chris Stewart.....	2015	Derrick Moeves.....	2006
Jose Osuna.....	2015	Omari Falcon.....	2007
Kevin Kramer.....	2017	Brandon Williams.....	2007
Stephen Morales (Coach).....	2018	Kris Watts.....	2008
Sean Brady.....	2019	Blair Johnson.....	2008
Cody Ponce.....	2019	Chris Duffy.....	2008
Tom Koehler.....	2019	Jamie Romak.....	2009
Deon Stafford.....	2021	Gorkys Hernandez.....	2010
Nathan Kirby.....	2021	Mike Colla.....	2010-11
Ethan Paul.....	2021	Nathan Baker.....	2012
J.C. Flowers.....	2022	Jason Grilli.....	2013
Aaron Shortridge.....	2023	Pat Ludwig.....	2014
Beau Sulser.....	2023	Jeff Inman.....	2015
Valentin Linarez.....	2024	Cody Dickson.....	2016-17
		Sam Street.....	2018
	- 38 -	Stephen Atemais.....	2018
Tony Pavlovich.....	2002	Cam Vieaux.....	2018
Joe Caruso.....	2002	Sean Keselica.....	2019
Eddie Candelario.....	2004	Ryan Valdes.....	2019
Matt Bimeal.....	2004	Cody Bolton.....	2019
Shane Youman.....	2005	Brad Case.....	2021
Josh Sharpless.....	2006	Oliver Garcia.....	2022-23
Alex Fernandez.....	2007	Claudio Finol.....	2022
Dan Reichert.....	2008	Endy Rodriguez.....	2022
Brad Holman (Pitching Coach).....	2008	Taylor Davis (Coach).....	2024
Tony Watson.....	2009-10		
Ramon Cabrera.....	2012, 2014		- 44 -
Jacob Stallings.....	2012	Ron Wright.....	1999
Casey Salder.....	2013	Derrick Lankford.....	2000
Stan Kyles (Pitching Coach).....	2014	Ryan Vogelsong.....	2002
Yonathan Barrios.....	2015	Shawn Camp.....	2003
Montana DuRapau.....	2015	Brad Guy.....	2003
Edgar Santana.....	2016	Elio Serrano.....	2004
Yusufi Garcia.....	2017	Matt Peterson.....	2005-07
John Bormann.....	2018	Kyle Bloom.....	2008-09
Enny Romero.....	2018	Justin Wilson.....	2010
Dario Agrazal.....	2018-19	Aaron Poreda.....	2012
Luis Escobar.....	2018	Stefan Welch.....	2012
Joel Cesar.....	2019	Jameson Taillon.....	2013
Max Kranick.....	2021	Dan Cvetette.....	2013
Jason Delay.....	2021	Taylor Hearn.....	2018
Dylan Busby.....	2021	Blake Weiman.....	2018
Joe Jimenez.....	2021	Jerrick Suiter.....	2019
Connor Scott.....	2022	Oneil Cruz.....	2019
Malcom Nunez.....	2022	Oswaldo Bido.....	2021
Grant Koch.....	2022	Carmen Mlodzinski.....	2022
Nick Dombkowski.....	2023	Norkis Marcos.....	2023
Norkis Marcos.....	2023	Aaron Shackelford.....	2024
Jase Bowen.....	2023	Thomas Harrington.....	2024
Fernando Nieve (Pitching).....	2024	Mike Jarvis.....	2024
	- 39 -		- 45 -
Jim Baron.....	1999	Eddy Furniss.....	2000
Steve Sparks.....	2000	Jim Dougherty.....	2002
Chris Lemonis.....	2002	Nick Gravelle.....	2002
Brad King.....	2002	Brad Guy.....	2002
John Wehner (Hitting Coach).....	2003	Kris Benson.....	2002
Bobby Bradley.....	2004	John Van Benschoten.....	2003
Matt Capps.....	2005	Tim Evans.....	2004
Greg Martin.....	2005	Yurendell De Caster.....	2004
Jonathan Albaladejo.....	2006	Paul Stewart.....	2005
Peter Bergeron.....	2007	Tim Leiper (Manager).....	2006
Michael Crotta.....	2007, 2009-10	Luis Munoz.....	2007
Steve Pearce.....	2007	Joshua Hill.....	2008-09
Corey Hamman.....	2008	Jared Hughes.....	2009
Moises Robles.....	2008	Ronald Uviedo.....	2010
Diego Moreno.....	2010	Kyle McPherson.....	2012
Aaron Pribanic.....	2011-12	Gerrit Cole.....	2012
Shairon Martis.....	2013	Stolmy Pimentel.....	2013
Evan Chambers.....	2012	Johnny Hellweg.....	2017
David Bromberg.....	2013	Cody Bolton.....	2019
Stetson Allie.....	2014	Matt Eckelman.....	2022-23
John Kuchno.....	2014	Anthony Solometo.....	2023-24
Sean Keselica.....	2017-19	Po-Yu Chen.....	2024

ALL-TIME ROSTER: NUMERICAL

Enrique Burgos	- 46 -	1999
Dale Sveum (Manager)		2001-2003
John Wehner		2004
Tom Evans		2005
Rafael Alvarez		2006
Pat Bresnahan		2007
Olio Astacio		2007
Ray Seavage (Pitching Coach)		2007
Milver Reyes		2008
Eddie Prash		2009
Jared Hughes		2009-10
Rudy Owens		2010
Mike Loree		2011
Mike Crotta		2011
Jhonathan Ramos		2012
Andrew Lamb		2012
Kenn Kasperek		2013-14
Tom Prince (Manager)		2015
Kevin Krause		2018
Nick Mears		2019
Steven Jennings		2021
Brad Case		2022-24
Mike Jarvis		2023
Yoyner Fajardo		2024

Aaron Burnside	- 47 -	2002
Landon Jacobsen		2003-06
Ron Chiavacci		2006
Tim Leiper (Manager)		2007
Brian Rogers		2008
Jared Hughes		2008
Lincoln Holdzkorn		2009
Michael Dube		2009
Tom Filer (Pitching Coach)		2010
Wally Whitehurst (Pitching Coach)		2011
Ryan Beckman		2013-14
Josh Bell		2015
Jin-De Jhang		2016-18
Oddy Nunez		2022
Duane Underwood Jr.		2022
Sean Sullivan		2023-24
Isiah Kiner-Falefa		2024

Chris Spurling	- 48 -	2002
Blake Stein		2004
Patrick O'Brien		2004
Brad Eldred		2004-05
Romulo Sanchez		2005
Blaine Neal		2006
Jason Roach		2007
Juan Mateo		2008-09
Jena Machi		2009
Rudy Owens		2010
Jason Townsend		2012
Logan Kensing		2012
Tyler Waldron		2013
Francisco Liriano		2013
Miguel Perez (Coach)		2015
Clay Holmes		2019
Grant Koch		2021
Luis Oviedo		2022
Brendi Citta		2022
Duane Underwood Jr.		2022
Dillon Peters		2022
Jason Delay		2022
Malcom Nunez		2022
Aaron Shortridge		2023
Ji-Man Choi		2023
Francisco Acuna		2024
Jack Carey		2024
J.C. Flowers		2024

Joan Montero	- 49 -	2014
Coltin Balester		2014
Charlie Morton		2015
Steven Brault		2015

Dovydas Neverauskas	2016
Tomas Morales	2016-17
Christian Kelley	2018
Sean Brady	2019
Robbie Glendinning	2019
Yerry De Los Santos	2021
Blake Butler (Independent Baseball Performance Coach)	2022-23
Kervin Pichardo	2024

A.J. Morris	- 50 -	2014
Charlie Morton		2014
Tyler Sample		2014
Justin Meccage (Pitching Coach)		2015
David Whitehead		2016
Luis Heredia		2017
Jameson Taillon		2017
Bret Helton		2018
Rosary Contreras		2021
Mike Burrows		2022
Fabricio Macias		2023
Grant Ford		2023
Scott Elarton (Interim Pitching Coach)		2023
Drew Benes (Interim Pitching Coach)		2023
David Bednar (rehab)		2024

Justin Meccage (Pitching Coach)	- 51 -	2016
---------------------------------	--------	------

Jason Townsend	- 52 -	2014
Matt Nevarez		2014
Tyler Sample		2015
Clay Holmes		2016
Joel Hanrahan (Pitching Coach)		2017
Enmanuel Mejia		2022
Sean Sullivan		2023

Stan Kyles (Pitching Coach)	- 53 -	2013
James McDonald		2013
Keon Broxton		2014
Jeremy Bleich		2015
Rob Scahill		2015
Robert Stock		2015
Alex McRae		2016
Greg Picart (Coach)		2017
Logan Hill		2018
Arden Pabst		2019
Hunter Stratton		2021
Quinn Priestler		2022
Braeden Ogle		2023
Joe Perez		2023
Jack Carey		2023
Justin Meis		2024

Duke Welker	- 54 -	2011
Donnie Veal		2011
Hunter Strickland		2012
Stolmy Pimentel		2014
Claudio Finol		2023

Blake Stein	- 55 -	2004
Matt Winters (Hitting Coach)		2005
Nerio Rodriguez		2006
Shane Youman		2006
Nerio Rodriguez		2007
Jay Seier		2007
Josh Shortislef		2008

Andrew Lorraine	- 56 -	2004
Mike Crudale		2004
David Lundquist		2004
Franklin Perez		2006
Josh Shortislef		2007
Luis Munoz		2008

TALLEST CURVE PLAYERS

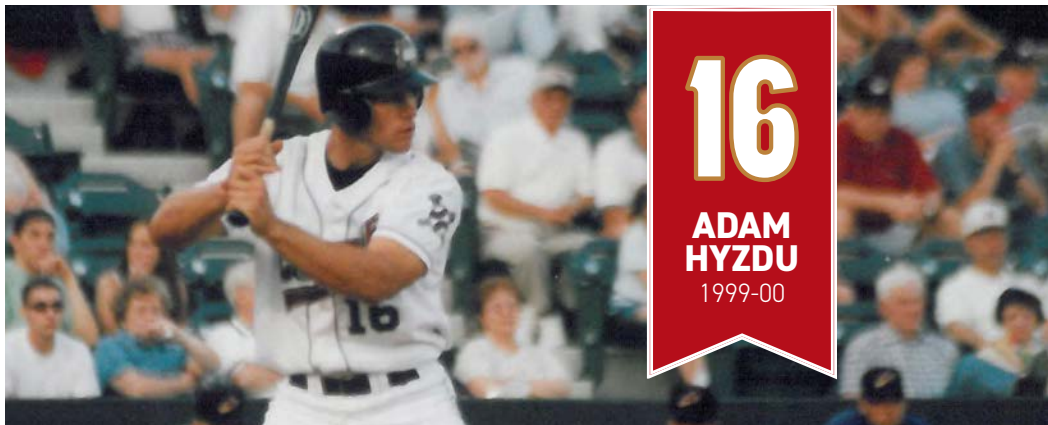
21 of the 25 players in Curve history listed at 6-foot-6 or taller have been right-handed pitchers.

John Holdzkorn, RHP (2014)	6-9
Johnny Hellweg, RHP (2017)	6-9
Kenn Kasperek, RHP (2013-14)	6-8
Tyler Glasnow, RHP (2015-16)	6-8
Oddy Nunez, LHP (2021)	6-8
Oneil Cruz, SS (2019-21)	6-7
Jared Hughes, RHP (2008-11, '13)	6-7
Will Matthiessen, 1B (2022)	6-7
Blake Stein, RHP (2004)	6-7
Tyler Sample, RHP (2014-15)	6-7
Duke Welker, RHP (2011-12)	6-7

TALLEST POSITION PLAYERS BY PRIMARY POSITION

C Jacob Stallings (2012, '15)	6-5
1B Will Matthiessen (2022)	6-7
2B Shelby Ford (2008-11)	6-3
3B Neil Walker (2006-07, '13)	6-3
SS Oneil Cruz (2019)	6-7
LF/RF Todd Dunn (1999)	6-5
CF Gregory Polanco (2013)	6-5

The shortest player in Curve history was infielder Andy Wilson, listed at 5-foot-6, who played seven games for the Curve in 2005. After Elvis Escobar converted from outfielder to left-handed pitcher in 2018, Escobar's 5-foot-8 measurements made him the shortest Curve pitcher on record followed by Alonso Beltran (1999), Wilson Guzman (2000) and Eliecer Navarro (2013) at 5-foot-9.



It didn't take long for the city of Altoona to show the critics who said the area was too small to support a professional baseball team that it has as knowledgeable and caring fans as anywhere minor league baseball is played. It didn't take Adam Hyzdu long to discover that fact either.

When the minor league veteran signed as a free agent with the Pirates shortly after being released by the Red Sox organization early in the 1999 season, Curve fans were just getting used to their new team and its beautiful new ballpark. Few probably even knew the names of the players they were cheering for. But soon, everyone knew about Hyzdu.

He was the club's Most Valuable Player during the inaugural 1999 season, batting .316 with 24 home runs and 78 RBI in just 91 games, before earning a late-season promotion to Triple-A. Most people thought they had seen the last of Hyzdu in a Curve uniform.

However, after a less-than-intent look from the Pirates in major league spring training, and much to the surprise of the fans of Altoona, Hyzdu returned to the Curve for the 2000 season. Although perhaps initially upset about returning to the Double-A level for the fifth time in his career, Hyzdu tore up Eastern League pitching and in return won the hearts of Curve fans. In 142 games for the 2000 Curve, he batted .290 with team records for home runs (31) and RBI (106) and earned the Eastern League's Most Valuable Player Award. By the middle of the season, the entire city of Altoona was campaigning for Hyzdu's promotion to the major leagues.

And just when it appeared as though Adam Hyzdu's 11th season as a professional baseball player would end without a major league at-bat, he had the week of his life. On September 4th, following a season-ending loss to Akron, his number 16 jersey was retired by the Curve—an honor not normally bestowed upon a minor league baseball player. Then, just four days later, Hyzdu received the call he had been waiting for—he was heading to the major leagues with the Pittsburgh Pirates! He singled in his first major league at-bat on September 8th and 12 days later hit his first major league home run against the Philadelphia Phillies at Veterans Stadium.

After returning to the minor leagues to open 2001, he was recalled by the Pirates in May and spent the majority of the season with the major league club. On July 4th that season, in his hometown of Cincinnati, Hyzdu hit two homers against the Reds, bringing his baseball playing career full circle from the days when he was belting home runs at Moeller High School.

After spending parts of the 2002 and 2003 seasons with Pittsburgh, Hyzdu left the Pirates' organization to join the Boston Red Sox system in 2004. After hitting .301 with 29 homers and 79 RBI for Triple-A Pawtucket, Adam was rewarded with a September call-up to the playoff-bound Boston Red Sox and had a chance to remain with the club as the Sox did the unthinkable and won the franchise's first World Series title since 1918.

In 2005, despite spending most of the season in the minor leagues with both the Padres and Red Sox organizations, Hyzdu appeared in 29 big league games between San Diego and Boston, marking the sixth season in which he had seen action in the major leagues. 2005 also brought a milestone in Adam's career as he appeared in a major league postseason game for the first time.

The 2006 season saw Hyzdu appear for his fourth major league team as he played in two games for the Texas Rangers after signing with the club as a minor league free agent in November 2005. Hyzdu spent the 2007 season in Japan before announcing his retirement at the end of the year, capping off an 18-year playing career.

HYZDU ALTOONA STATS

YR	CLUB	AVG	G	AB	R	H	2B	3B	HR	RBI	BB	SO	SB	CS	E
99	Altoona (AA)	.316	91	345	64	109	26	2	24	78	40	62	8	4	11
00	Altoona (AA)	.290	142	514	96	149	39	2	31	106	94	102	3	7	1

THE LEGEND OF HYZDU

Adam Hyzdu's two-year stint in Altoona left quite a dent on the record books as he still holds the franchise's single-season marks in six different offensive categories:

Home Runs	31	Runs.....	96
RBI	106	Extra-Base Hits	72
Games played.....	142	Slugging %.....	.612

2003

2003 SOUTHERN DIVISION SERIES - Akron Aeros def. Altoona Curve, 3 games to 1

DATE	SITE	RESULT	WINNER	LOSER	SAVE	ATT.
September 3	Akron	L, 2-8	Paul Rigidon	Landon Jacobsen	None	6,773
September 4	Akron	W, 4-3	Mike Johnston	Kazuhiro Tadano	Todd Ozias	8,026
September 5	ALTOONA	L, 6-11	Jose Vargas	John VanBenschoten	None	7,097
September 6	ALTOONA	L, 0-8	Kyle Evans	Ian Oquendo	None	5,583

Akron wins Best-of-Five Series, 3-1

2004

2004 SOUTHERN DIVISION SERIES - Altoona Curve def. Erie SeaWolves, 3 games to 0

DATE	SITE	RESULT	WINNER	LOSER	SAVE	ATT.
September 9	ALTOONA	W, 14-2	Zach Duke	Kyle Sleeth	None	4,869
September 10	ALTOONA	W, 8-3	Tom Gorzelanny	Matt Roney	None	5,221
September 11	Erie	W, 14-4	Bobby Bradley	Rick Kirsten	None	4,183

Altoona wins Best-of-Five Series, 3-0

2004 EL CHAMPIONSHIP SERIES - New Hampshire Fisher Cats def. Altoona Curve, 3 games to 0

DATE	SITE	RESULT	WINNER	LOSER	SAVE	ATT.
September 14	ALTOONA	L, 4-5	Brandon League	Blake Stein	Jordan DeJong	4,438
September 15	ALTOONA	L, 4-5	Chris Baker	Tom Gorzelanny	Jordan DeJong	4,093
September 18	Manchester	L, 0-2	Francisco Rosario	Ian Snell	Brandon League	3,394

New Hampshire wins Best-of-Five Series, 3-0, to win Eastern League Championship

2004 POSTSEASON BATTING STATS

Player	AVG	G	AB	R	H	2B	3B	HR	RBI	BB	SO
Jorge Cortes	.318	6	22	2	7	1	0	0	2	3	3
Chris Duffy	.407	6	27	8	11	2	1	0	7	3	4
Brad Eldred	.231	6	26	5	6	1	0	1	4	2	9
Tom Evans	.435	6	23	2	10	2	0	2	6	3	5
Nate McLouth	.320	6	25	5	8	2	0	1	7	2	2
Mike Moriarty	.250	6	24	5	6	2	0	1	5	3	6
Kevin Nicholson	.000	1	1	0	0	0	0	0	0	0	0
Ronny Paulino	.348	6	23	6	8	1	0	0	0	0	4
Ray Sadler	.273	6	22	6	6	0	0	1	2	3	4
Shaun Skrehot	.381	6	21	5	8	1	1	0	3	2	3
Total	.327	214	44	70	12	2	6	36	21	40	

2004 POSTSEASON PITCHING STATS

Player	W-L	ERA	G	GS	SV	IP	H	R	ER	HR	BB	SO
Bobby Bradley	1-0	5.40	1	1	0	5.0	7	3	3	2	2	4
Bryan Bullington	0-0	7.20	1	1	0	5.0	6	4	4	1	1	5
Eddi Candelario	0-0	9.00	1	0	0	1.0	2	1	1	1	0	1
Zach Duke	1-0	2.25	2	2	0	12.0	14	4	3	0	0	10
Tom Gorzelanny	1-1	1.00	2	0	0	9.0	5	1	1	1	0	7
Neal McDade	0-0	0.00	4	0	0	8.1	4	0	0	0	2	7
Jeff Miller	0-0	9.00	1	0	0	1.0	2	1	1	0	0	1
Ian Snell	0-1	5.00	2	2	0	9.0	15	5	5	3	1	10
Blake Stein	0-1	10.80	1	0	0	1.2	5	2	2	0	0	1
Shane Youman	0-0	0.00	1	0	0	1.0	0	0	0	0	1	0
Totals	3-3	3.40	6	6	0	53.0	60	21	20	8	7	46

2005

2005 SOUTHERN DIVISION SERIES - Akron Aeros def. Altoona Curve, 3 games to 2

GAME 1 - Sept. 7 at Akron		L, 7-11
ALT	3 00 000 400	7 11 0
AKR	5 11 011 02x	11 15 0

WP: Jeremy Bowers LP: Eddi Candelario SV: --
 HR: ALT - Stansberry, Clark; AKR - Larkin, Ochoa
 ATTENDANCE: 4,728
 NOTES: ALT SP Eddi Candelario allowed eight runs on 12 hits in 4.1 IP...ALT Howie Clark 3-R HR in 7th

GAME 2 - Sept. 8 at Akron		L, 4-6
ALT	0 00 003 100	4 10 1
AKR	0 00 300 30x	6 11 2

WP: Chris Cooper LP: Brady Borner
 SV: Edward Mujica
 HR: ALT - Boeve, Maldonado
 ATTENDANCE: 4,621
 NOTES: ALT tied game 3-3 in 6th with 3-R HR by Adam Boeve, took 4-3 lead in 7th on solo HR by Carlos Maldonado...AKR took lead in 7th with 2-out, 2-R single by Nathan Panther

GAME 3 - Sept. 9 vs. Akron		W, 3-0
AKR	0 00 000 000	0 4 0
ALT	0 20 100 00x	3 7 0

WP: Tom Gorzelanny LP: Rafael Perez SV: --
 HR: ALT - Boeve, Bonifay
 ATTENDANCE: 4,547
 NOTES: ALT took lead on 2-R HR by Adam Boeve in 2nd...Josh Bonifay solo HR in 4th...ALT SP Tom Gorzelanny threw first complete-game shutout in Curve playoff history & set single-game strikeout record (9.0 IP, 4 H, 0 R, 0 BB, 13 SO)

GAME 4 - Sept. 10 vs. Akron		W, 6-3
AKR	0 01 000 200	3 5 0
ALT	0 20 020 20x	6 12 0

WP: Hansel Izquierdo LP: Jake Dittler
 SV: Matt Capps
 HR: ALT - Bonifay; AKR - Mulhern, Larkin
 ATTENDANCE: 4,255
 NOTES: ALT Carlos Maldonado RBI GO, Javier Guzman RBI 1B in 2nd...ALT Craig Stansberry RBI 1B, Josh Bonifay RBI 1B in 5th...AKR closed within one in 7th with solo HRs by Ryan Mulhern & Shaun Larkin...ALT Bonifay 2-R HR in 7th...Bonifay 2-4, HR, 3 RBI

GAME 5 - Sept. 11 at Akron		L, 4-6
ALT	0 10 210 000	4 9 1
AKR	0 00 301 11x	6 15 2

WP: Travis Foley LP: Justin Kaye
 SV: Edward Mujica
 HR: ALT - Boeve 2
 ATTENDANCE: 3,642
 NOTES: ALT Adam Boeve solo HR in 2nd...ALT Boeve 2-R HR in 4th to give Curve 3-0 lead...AKR tied score in 4th with 2-R 2B by Javi Herrera...ALT took 4-3 lead in 5th on Josh Bonifay SF...AKR tied score in 6th with Eider Torres single, took lead in 7th on Jonathan Van Every single



Tom Gorzelanny set the Curve's single-game strikeout record with 13 in Game 3 of the 2005 Division Series

2005 POSTSEASON BATTING STATS

Player	AVG	G	AB	R	H	2B	3B	HR	RBI	BB	SO
Adam Boeve	.368	5	19	5	7	2	0	4	10	1	7
Josh Bonifay	.350	5	20	3	7	1	0	2	5	0	8
Howie Clark	.211	5	19	2	4	1	0	1	3	2	1
Jorge Cortes	.211	5	19	0	4	0	0	0	0	0	5
Tom Evans	.385	5	13	5	5	1	0	0	0	8	2
Javier Guzman	.316	5	19	3	6	1	1	0	1	0	5
C. Maldonado	.263	5	19	2	5	0	0	1	2	0	4
Craig Stansberry	.200	5	20	4	4	0	0	1	2	3	2
Rich Thompson	.318	5	22	0	7	2	0	0	1	0	3
Totals	.288	5	170	24	49	8	1	9	24	14	37

2005 POSTSEASON PITCHING STATS

Player	W-L	ERA	G	GS	SV	IP	H	R	ER	HR	BB	SO
Brady Borner	0-1	6.75	3	0	0	4.0	5	3	3	0	0	5
Eddi Candelario	0-1	16.62	1	1	0	4.1	12	8	8	2	1	3
Matt Capps	0-0	0.00	2	0	1	2.0	1	1	0	0	0	1
Tom Gorzelanny	1-0	0.00	1	1	0	9.0	4	0	0	0	0	13
Hansel Izquierdo	1-0	4.26	1	1	0	6.1	5	3	3	2	0	4
James Johnson	0-0	18.00	1	0	0	1.0	1	2	2	0	2	2
Justin Kaye	0-1	9.00	2	0	0	2.0	3	2	2	0	2	0
Matt Peterson	0-0	4.76	1	1	0	5.2	6	3	3	0	1	3
Jason Roach	0-0	3.38	2	0	0	2.2	5	1	1	0	1	1
Ben Shaffar	0-0	0.00	1	0	0	1.0	0	0	0	0	0	1
Shane Youman	0-0	6.75	1	1	0	4.0	8	3	3	0	0	3
Totals	3-2	5.36	5	5	1	42	50	26	25	4	36	

2006

2006 SOUTHERN DIVISION SERIES - Akron Aeros def. Altoona Curve, 3 games to 2

GAME 1 - Sept. 6 at Akron		L, 10-12
ALT	0 10 002 0 0 7	10 14 1
AKR	0 11 253 0 0 x	12 14 4
WP: Adam Miller LP: Jason Roach		
SV: Jim Ed Warden		
HR: AKR - Ochoa, Mulhern		
ATTENDANCE: 7,800		
NOTES: ALT Neil Walker 2-5, 2B, 3B, 3 RBI		

GAME 2 - Sept. 7 at Akron		L, 0-12
ALT	0 0 0 0 0 0 0 0	0 9 1
AKR	1101 0 0 0 0 0 0	12 11 1
WP: Aaron Laffey LP: Josh Shortslef SV: --		
HR: AKR - J. Sandberg, Barton		
ATTENDANCE: 7,688		
NOTES: AKR 11 runs in 1st inning...ALT SP Josh Shortslef 0.2 IP, 7 H, 8 ER...AKR SP Aaron Laffey 6.0 IP, 6 H, 0 R, 0 BB, 9 SO		

GAME 3 - Sept. 8 vs. Akron		W, 4-1
AKR	0 0 0 0 0 1 0 0	1 8 0
ALT	0 2 0 0 0 1 0 1 x	4 8 1
WP: Landon Jacobsen LP: Sean Smith		
SV: Brandon Knight		
HR: ALT - Sadler, Roneberg		
ATTENDANCE: 4,508		
NOTES: Ray Salder 2-R HR in 2nd...Brett Roneberg solo HR in 6th...Landon Jacobsen 6 IP, 1 R		

GAME 4 - Sept. 9 vs. Akron		W, 3-1
AKR	0 0 0 0 0 1 0 0	1 5 2
ALT	2 0 0 0 0 1 0 0 x	3 5 0
WP: Wardell Starling LP: Jensen Lewis SV: Blaine Neal		
HR: --		
ATTENDANCE: 3,472		
NOTES: ALT SP Wardell Starling 6.1 IP, 3 H, 1 R...ALT Simon Pond 1-3, BB, 2 RBI		

GAME 5 - Sept. 10 at Akron		L, 2-5
ALT	0 0 0 0 1 1 0 0 0	2 10 0
AKR	1 0 0 3 0 0 1 0 x	5 6 0
WP: Tony Sipp LP: Nerio Rodriguez SV: Jim Ed Warden		
HR: ALT - Sadler; AKR - Snyder		
ATTENDANCE: 6,206		
NOTES: AKR Brad Snyder 3-R HR in 4th		

2006 POSTSEASON BATTING STATS

Player	AVG	G	AB	R	H	2B	3B	HR	RBI	BB	SO
Brian Bixler	.250	5	20	3	5	3	0	0	1	2	7
Brandon Chaves	.133	5	15	2	2	1	0	0	0	3	5
Javier Guzman	.476	5	21	0	10	2	1	0	1	2	1
Taber Lee	.000	1	1	0	0	0	0	0	0	0	0
Brent Lillibridge	.000	2	2	0	0	0	0	0	0	0	1
Octavio Martinez	.250	2	4	0	1	0	0	0	0	0	2
A. McCutchen	.182	5	22	3	4	0	0	0	1	1	4
Simon Pond	.200	5	20	2	4	1	0	0	4	1	5
Pedro Powell	.250	4	4	1	1	0	0	0	0	1	2
Milver Reyes	.154	5	13	0	2	1	0	0	0	0	5
Brett Roneberg	.389	5	18	4	7	2	0	1	4	3	4
Ray Sadler	.267	4	15	3	4	1	0	2	3	0	5
Neil Walker	.300	5	20	1	6	1	1	0	4	1	5
Totals	.263	5	175	19	46	12	2	3	18	15	46

2006 POSTSEASON PITCHING STATS

Player	W-L	ERA	G	GS	SV	IP	H	R	ER	HR	BB	SO
Mike Connolly	0-0	13.50	1	0	0	2.0	4	3	3	1	0	0
David Davidson	0-0	2.45	2	0	0	3.2	1	1	1	0	3	4
Chris Hernandez	0-0	10.80	2	0	0	3.1	3	4	4	1	2	2
Brandon Knight	0-0	0.00	2	0	1	2.0	2	0	0	0	2	3
Blaine Neal	0-0	0.00	2	0	1	3.2	2	0	0	0	0	2
Matt Peterson	0-0	5.40	1	0	0	1.2	5	5	1	1	0	0
Jason Roach	0-1	10.80	1	1	0	3.1	5	4	4	0	3	0
Nerio Rodriguez	0-1	7.20	1	1	0	5.0	4	4	4	1	0	3
Josh Shortslef	0-1	108.0	1	1	0	0.2	7	8	8	1	1	1
Wardell Starling	1-0	1.42	1	1	0	6.1	3	1	1	0	3	5
Jorge Vasquez	0-0	0.00	3	0	0	4.1	2	0	0	0	1	1
Totals	2-3	5.79	5	5	2	42	44	31	27	5	16	23

2010

2010 WESTERN DIVISION SERIES - Altoona Curve def. Harrisburg Senators, 3 games to 1

GAME 1 - Sept. 8 vs. Harrisburg		L, 5-10
HAR	0 50 000 0 50	10 12 2
ALT	3 00 000 0 0 2	5 7 2
WP: Tom Milone LP: Rudy Owens SV: --		
HR: ALT - Harrison		
ATTENDANCE: 3,099		
NOTES: ALT Josh Harrison 2-R HR in 1st...HAR scored 5 runs in 2nd against ALT SP Rudy Owens		

GAME 2 - Sept. 9 vs. Harrisburg		W, 6-4
HAR	1 00 020 100	4 10 2
ALT	0 10 230 00 x	6 7 2
WP: Derek Hankins LP: Adrian Alaniz		
SV: Daniel Moskos		
HR: --		
ATTENDANCE: 3,414		
NOTES: ALT Andrew Lambo 2-4, 2 2B, 3 RBI		

GAME 3 - Sept. 10 at Harrisburg		W, 7-2
ALT	0 03 000 220	7 12 0
HAR	0 00 000 00 2	2 6 1
WP: Justin Wilson LP: Ryan Tatusko SV: --		
HR: ALT - Harrison, C. d'Arnaud; HAR - A. Fox		
ATTENDANCE: 4,119		
NOTES: ALT SP Justin Wilson 6.0 IP, 2 H, 0 R, 7 SO...ALT Matt Hague 3-R go-ahead 2B in 3rd...ALT Chase d'Arnaud & Josh Harrison back-to-back solo HR in 7th		

GAME 4 - Sept. 11 at Harrisburg		W, 10-5
ALT	0 34 100 110	10 5 1
HAR	0 20 001 020	5 7 0
WP: Tony Watson LP: Tanner Roark		
SV: Daniel Moskos		
HR: ALT - Durham, Mercer, Lambo, Gimenez, C. d'Arnaud; HAR - J. Solano, Marrero		
ATTENDANCE: 3,051		
NOTES: ALT SP Tony Watson 6.2 IP, 4 H, 3 R, 2 ER...ALT Miles Durham 3-R HR in 2nd...ALT Jordy Mercer 2-R HR in 3rd...ALT Andrew Lambo 2-R HR in 3rd...Lambo 3-4, 2 R, HR, 3 RBI...Durham 2-4, R, HR, 3 RBI		



EASTERN LEAGUE CHAMPIONSHIPS since 1999

Akron.....	6	New Britain*	1
Trenton.....	4	New Haven	1
New Hampshire	3	Norwich	1
Altoona	2	Portland	1
Erie	2	Reading*	1
Binghamton	1	Somerset.....	1

Reading & New Britain were declared co-champions in 2001 due to a stoppage of play in professional baseball

Since the Eastern League adopted its current postseason format in 1983, only four teams have swept their way through all six playoff games: the Albany-Colonie Yankees in 1991, the Trenton Thunder in 2013, the Altoona Curve in 2017 and the New Hampshire Fisher Cats in 2018.

The Eastern League was known as the Double-A Northeast League for the 2021 season.

2010 EL CHAMPIONSHIP SERIES - Altoona Curve def. Trenton Thunder, 3 games to 1

GAME 1 - Sept. 14 vs. Trenton										L, 2-3 (10)	
TRN	0	0	1	0	1	0	0	0	0	3	10 2
ALT	1	0	1	0	0	0	0	0	0	2	7 0
WP: Andrew Brackman LP: Bryan Morris											
SV: --											
HR: ALT - C. d'Arnaud											
ATTENDANCE: 5,501											
NOTES: TRN SP Andy Pettitte (rehab) 5.0 IP, 6 H, 2 R, 2 ER, 1 BB, 4 SO...ALT Chase d'Arnaud lead-off HR in 1st...ALT SP Rudy Owens 5 IP, 2 R, 7 SO...TRN Austin Romine go-ahead 1B in 10th...ALT Josh Harrison 2-5, RBI											



Three-time American League All-Star Andy Pettitte started Game 1 of the 2010 ELCS for Trenton at Blair County Ballpark

GAME 2 - Sept. 15 vs. Trenton										W, 6-4	
TRN	0	0	1	0	1	0	2	0	4	9	1
ALT	1	0	4	0	0	0	1	x	6	5	1
WP: Jeff Locke LP: Dellin Betances											
SV: Daniel Moskos											
HR: ALT - Harrison, Mercer 2; TRN - A. Romine, Brewer											
ATTENDANCE: 3,197											
NOTES: ALT Josh Harrison solo HR in 1st...ALT Jordy Mercer 2-R HR in 3rd, solo HR in 8th...ALT SP Jeff Locke 7 IP, 2 R, 1 ER, 2 BB, 8 SO											

GAME 4 - Sept. 18 at Trenton										W, 5-2		
ALT	0	0	0	2	2	0	0	1	0	5	10	0
TRN	0	0	1	0	0	0	1	0	0	2	5	2
WP: Tony Watson LP: Manny Banuelos												
SV: Daniel Moskos												
HR: TRN - Sublett												
ATTENDANCE: 3,095												
NOTES: ALT Jim Negrych go-ahead, 2-R 1B in 4th...ALT Matt Hague RBI 1B, Jim Negrych RBI 2B in 5th...ALT Chase d'Arnaud RBI 1B in 8th...ALT SP Tony Watson 6 IP, 5 H, 2 R, 2 BB, career-high 10 SO...ALT Jared Hughes 2 IP, 0 H, 0 R, 2 SO...ALT Daniel Moskos 1 IP, 0 H, 0 R, 1 BB, 2 SO...												

GAME 3 - Sept. 17 at Trenton											W, 5-0	
ALT	0	1	0	0	3	0	1	0	0	5	8	1
TRN	0	0	0	0	0	0	0	0	0	0	7	1
WP: Justin Wilson LP: Adam Warren												
SV: Daniel Moskos												
HR: ALT - Lambo, Norman												
ATTENDANCE: 3,351												
NOTES: ALT SP Justin Wilson 7 IP, 5 H, 0 R, 1 BB, 3 SO...ALT Andrew Lambo solo HR in 2nd...												
Josh Harrison 2-R 1B in 5th...Anthony Norman solo HR to lead off 7th...Rained out on 9/16												



The Curve won their first Eastern League title on September 18, 2010 in Trenton

2010 POSTSEASON BATTING STATS

2010 POSTSEASON PITCHING STATS

Player	AVG	G	AB	R	H	2B	3B	HR	RBI	BB	SO
Yung Chi Chen	.400	3	5	2	2	0	0	0	0	1	1
Chase d'Arnaud	.290	8	31	8	9	1	0	3	5	5	9
J. De Los Santos	.250	4	8	2	2	0	0	0	0	2	4
Miles Durham	.333	7	21	3	7	0	0	1	4	2	4
Hector Gimenez	.154	8	26	2	4	1	0	1	2	6	11
Matt Hague	.161	8	31	5	5	2	0	0	4	5	3
Josh Harrison	.297	8	37	6	11	2	0	3	7	1	3
Andrew Lambo	.281	8	32	6	9	2	0	2	7	3	7
Jordy Mercer	.189	8	37	5	7	1	0	3	6	0	16
Jim Negrych	.348	6	23	3	8	2	0	0	3	2	5
Anthony Norman	.286	5	14	4	4	0	0	1	3	3	6
Totals	.246	8	276	46	68	11	0	14	41	30	75

Player	W-L	ERA	G	GS	SV	IP	H	R	ER	HR	BB	SO
Michael Colla	0-0	0.00	1	0	0	2.0	2	0	0	0	0	12
Michael Dubee	0-0	18.00	3	0	0	3.0	9	7	6	1	2	4
Derek Hankins	1-0	6.75	2	0	0	4.0	7	3	3	2	2	5
Craig Hansen	0-0	7.71	2	0	0	2.1	4	2	2	0	2	0
Jared Hughes	0-0	0.00	3	0	0	8.1	1	0	0	0	3	9
Jeff Locke	1-0	1.54	2	2	0	11.2	10	5	2	0	6	13
Bryan Morris	0-1	3.00	2	0	0	3.0	4	1	1	0	1	5
Daniel Moskos	0-0	0.00	6	0	5	6.1	2	0	0	0	3	8
Rudy Owens	0-1	8.10	2	2	0	6.2	11	7	6	0	5	9
Tony Watson	2-0	2.84	2	2	0	12.2	9	5	4	3	4	14
Justin Wilson	2-0	0.00	2	2	0	13.0	7	0	0	0	6	10
Totals	6-2	2.96	8	8	5	73.0	66	30	24	6	35	79

2015

2015 WESTERN DIVISION SERIES - Bowie Baysox def. Altoona Curve, 3 games to 1

GAME 1 - Sept. 9 vs. Bowie										W, 8-7	
BOW	0	7	0	0	0	0	0	0	7	12	3
ALT	0	0	0	1	4	0	0	3	8	14	3
WP: Montana DuRapau LP: Andrew Triggs SV: --											
HR: ALT - Barnes, Meadows											
ATTENDANCE: 2,691											
NOTES: ALT Barrett Barnes grand slam in 5th...ALT Austin Meadows tying 2-R HR in 9th...ALT Jacob Stallings walk-off single...ALT bullpen combined for 7.1 scoreless innings											



On September 9, 2015, Austin Meadows hit a game-tying, two-run homer in the bottom of the ninth and Jacob Stallings hit a walk-off single two batters later to cap a comeback after trailing 7-0

GAME 2 - Sept. 10 vs. Bowie										L, 0-7
BOW	1	0	0	2	0	1	3	7	11	0
ALT	0	0	0	0	0	0	0	0	8	1
WP: Nick Additon LP: Tyler Eppler SV: --										
HR: BOW - M. Yastrzemski										
ATTENDANCE: 2,359										
NOTES: BOW Corban Joseph 3-5, 2 R, RBI...										
BOW SP Nick Additon 6 IP, 6 H, 0 R, 1 BB, 4 SO...										
ALT SP Tyler Eppler 6 IP, 6 H, 3 ER, BB, 2 SO										



GAME 3 - Sept. 11 at Bowie										L, 3-11	
ALT	0	2	0	0	0	1	0	0	3	9	1
BOW	3	0	0	1	4	0	0	0	11	14	2
WP: Chris Lee LP: Steven Brault SV: --											
HR: BOW - Latimore 2											
ATTENDANCE: 2,781											
NOTES: ALT SP Steven Brault 4.2 IP, 9 H, 6 ER,											
2 BB, SO...BOW Quincy Latimore 4-5, 3 R, 2											
HR, 2 2B, 6 RBI											

GAME 4 - Sept. 12 at Bowie										L, 0-3	
ALT	0	0	0	0	0	0	0	0	3	0	
BOW	2	1	0	0	0	0	x	3	5	0	
WP: David Hess LP: Jason Creasy SV: Andrew Triggs HR: BOW - M. Yastrzemski, Latimore, Rosa ATTENDANCE: 1,425 NOTES: BOW solo HR in 1st by Mike Yastrzemski and Quincy Latimore...BOW solo HR in 2nd by Garabaz Rosa...BOW SP David Hess 7 IP, 1 H, 0 R, 2 BB, 3 SO...ALT Adam Frazier 2-4											

2015 POSTSEASON BATTING STATS

2015 POSTSEASON PITCHING STATS

Player	AVG	G	AB	R	H	2B	3B	HR	RBI	BB	SO
Stetson Allie	.077	4	13	0	1	0	0	0	1	1	2
Barrett Barnes	.214	4	14	4	3	0	0	1	5	1	2
Adam Frazier	.294	4	17	1	5	0	0	0	0	1	2
Austin Meadows	.400	4	15	3	6	2	0	1	2	2	1
Max Moroff	.250	4	16	1	4	1	0	0	0	2	4
Jose Osuna	.111	4	18	1	2	0	0	0	0	0	6
Jacob Stallings	.412	4	17	0	7	2	0	0	1	0	3
Sebastian Valle	.143	2	7	0	1	0	0	0	0	1	2
Andy Vasquez	.000	1	3	0	0	0	0	0	0	0	0
Erich Weiss	.333	2	6	0	2	0	0	0	0	1	1
Eric Wood	.250	3	12	1	3	0	0	0	1	0	4
Totals	.246	4	138	11	34	5	0	2	10	9	27

Player	W-L	ERA	G	GS	SV	IP	H	R	ER	HR	BB	SO
Steven Brault	0-1	11.57	1	1	0	4.2	9	6	6	1	2	1
Jason Creasy	0-1	4.50	1	1	0	6.0	5	3	3	3	1	5
M. DuRapau	1-0	0.00	1	0	0	2.0	1	0	0	0	0	1
Tyler Eppler	0-1	4.50	1	1	0	6.0	6	3	3	1	1	2
Felipe Gonzalez	0-0	4.50	1	0	0	2.0	2	1	1	0	1	3
Tom Harlan	0-0	5.40	1	0	0	1.2	2	2	1	1	1	1
John Kuchno	0-0	0.00	1	0	0	1.2	2	0	0	0	0	1
Chad Kuhl	0-0	21.60	1	1	0	1.2	6	7	4	0	1	2
Brett McKinney	0-0	0.00	2	0	0	2.2	2	0	0	0	0	3
J. Medina	0-0	40.50	1	0	0	0.2	2	3	3	0	2	0
Clario Perez	0-0	13.50	2	0	0	2.0	4	3	3	0	2	1
Josh Smith	0-0	0.00	2	0	0	3.0	1	0	0	0	1	4
Totals	1-3	6.35	4	4	0	34	42	28	24	6	15	24

2016

2016 WESTERN DIVISION SERIES - Akron RubberDucks def. Altoona Curve, 3 games to 1

GAME 1 - Sept. 7 vs. Akron	L, 8-12
AKR 1 0 2 0 0 6 3 0	12 18 0
ALT 3 2 1 0 1 0 1 0 0	8 15 0
WP: Grant Sides LP: Miguel Rosario SV: -- HR: AKR - Stamets, Papi; ALT - Allie, Feliz 2 ATTENDANCE: 2,291 NOTES: ALT Anderson Feliz 2 solo HR...ALT Stetson Allie 2-4, HR...AKR Mike Papi 3-5, HR, 3 RBI...AKR Eric Stamets 4-5, 3 R, HR, 2 RBI	

GAME 2 - Sept. 8 vs. Akron	W, 3-1
AKR 0 0 0 0 1 0 0 0 0	1 4 0
ALT 2 0 0 0 0 1 0 0 x	3 9 0
WP: Clay Holmes LP: Michael Peoples SV: Jared Lakind HR: ALT - Allie ATTENDANCE: 2,568 NOTES: ALT SP Clay Holmes 5.2 IP, 4 H, 1 ER, 5 SO...ALT Erich Weiss RBI 1B, Barrett Barnes SF in 1st...ALT Stetson Allie solo HR in 6th	

GAME 3 - Sept. 9 at Akron	L, 4-9
ALT 0 0 0 4 0 0 0 0 0	4 9 1
AKR 0 2 2 0 0 0 1 4 x	9 10 1
WP: Cameron Hill LP: Cody Dickson SV: Cole Sulser HR: AKR - Papi ATTENDANCE: 4,166 NOTES: AKR Mike Papi 3-5, 2 R, HR, 5 RBI...ALT Kevin Newman 3-5, 2B, 3B, 2 RBI	

GAME 4 - Sept. 11 at Akron	L, 0-1 (10)
ALT 0 0 0 0 0 0 0 0 0	0 1 1
AKR 0 0 0 0 0 0 0 1 1	3 0 0
WP: Louis Head LP: Brett McKinney SV: -- HR: -- ATTENDANCE: 2,871 NOTES: ALT SP Brandon Waddell 7 IP, 1 H, 0 R, 2 BB, 5 SO...AKR SP Nick Pasquale 8 IP, 1 H, 0 R, 3 BB, 7 SO...AKR Mike Papi one-out 2B in 10th, followed by Eric Haase walk-off single	

CURVE PLAYOFFS vs. EL

TEAM	HOME	ROAD	TOTAL	SERIES	TEAM	HOME	ROAD	TOTAL	SERIES
Akron	6-4	1-11	7-15	0-5	Harrisburg	1-1	2-0	3-1	1-0
Bowie	2-1	2-2	4-3	1-1	New Hamp.	0-2	0-1	0-3	0-1
Erie	2-0	1-0	3-0	1-0	Trenton	2-1	4-0	6-1	2-0

2016 POSTSEASON BATTING STATS

Player	AVG	G	AB	R	H	2B	3B	HR	RBI	BB	SO
Stetson Allie	.429	4	14	3	6	1	0	2	2	3	3
Barrett Barnes	.200	4	15	1	3	0	0	0	2	1	2
Chris Diaz	.000	2	4	0	0	0	0	0	1	2	1
Elvis Escobar	.000	2	5	0	0	0	0	0	0	0	3
Edwin Espinal	.059	4	17	1	1	0	0	0	0	0	3
Anderson Feliz	.200	4	15	2	3	0	0	2	2	2	3
Jin-De Jhang	.286	4	14	0	4	2	0	0	2	0	3
Tomas Morales	.250	1	4	0	1	0	0	0	0	0	1
Kevin Newman	.538	3	13	3	7	3	1	0	3	1	2
Jonathan Schwind	.222	3	9	1	2	0	0	0	1	0	2
Erich Weiss	.333	4	12	2	4	1	0	0	1	2	3
Eric Wood	.273	4	11	2	3	2	0	0	0	4	1
Totals	.256	4	133	15	34	9	1	4	14	15	27

2016 POSTSEASON PITCHING STATS

Player	W-L	ERA	G	GS	SV	IP	H	R	ER	HR	BB	SO
Cody Dickson	0-1	6.23	1	0	0	4.1	4	4	3	0	5	4
M. DuRapau	0-0	5.40	2	0	0	1.2	2	1	1	1	0	1
Trey Haley	0-0	0.00	1	0	0	1.2	0	0	0	0	1	2
Clay Holmes	1-0	1.59	1	1	0	5.2	4	1	1	0	2	5
Nick Kingham	0-0	13.50	1	1	0	2.2	4	4	4	0	4	3
Jared Lakind	0-0	0.00	1	0	1	1.1	0	0	0	0	1	3
Junior Lopez	0-0	20.25	2	0	0	1.1	3	3	3	1	1	2
Brett McKinney	0-1	3.86	1	0	0	2.1	2	1	1	0	1	4
Alex McRae	0-0	9.00	1	1	0	6	12	6	6	1	0	3
Miguel Rosario	0-1	18.00	1	0	0	1	3	2	2	0	1	1
Josh Smith	0-0	27.00	2	0	0	0.1	0	1	1	0	1	0
Brandon Waddell	0-0	0.00	1	1	0	7	1	0	0	0	2	5
Totals	1-3	5.60	4	4	1	35.1	35	23	22	3	19	33

2017

2017 WESTERN DIVISION SERIES - Altoona Curve def. Bowie Baysox, 3 games to 0

GAME 1 - Sept. 7, 2017 at Bowie	W, 2-0
ALT 0 0 0 0 1 0 1 0 0	2 9 2
BOW 0 0 0 0 0 0 0 0 0	0 1 0
WP: Mitch Keller LP: David Hess SV: -- HR: -- ATTENDANCE: 1,238 NOTES: ALT Jordan George RBI 1B in 5th...ALT Mitchell Tolman RBI 1B in 7th...ALT SP Mitch Keller 9 IP, 1 H, 0 R, 2 BB, 4 SO complete-game shutout on 90 pitches & faced minimum	

GAME 2 - Sept. 8 at Bowie	W, 8-4
ALT 0 0 3 0 3 0 2 0 0	8 12 1
BOW 0 0 3 0 1 0 0 0 0	4 7 0
WP: Alex McRae LP: Alec Asher SV: -- HR: ALT - Suchy; BOW - Rosa, Mullins ATTENDANCE: 1,488 NOTES: ALT Elvis Escobar go-ahead RBI 2B, Michael Suchy RBI 2B, Mitchell Tolman RBI 1B in 5th...Suchy 2-R HR in 7th...ALT Yeady Garcia 2 IP, 0 R...ALT Tate Scioneaux 1 IP, 0 R	


GAME 3 - Sept. 9 vs. Bowie	W, 6-1
BOW 0 0 0 1 0 0 0 0 0	1 8 0
ALT 2 0 0 1 1 2 0 0 x	6 9 0
WP: Austin Coley LP: Lucas Long SV: -- HR: ALT - Reyes, Mathisen; BOW - Stewart ATTENDANCE: 3,156 NOTES: ALT SP Austin Coley 7 IP, 6 H, 1 ER, BB, 3 SO...ALT Tanner Anderson 2 IP, 2 H, 0 R...ALT Pablo Reyes solo HR in 5th...ALT Wyatt Mathisen 2-R HR in 6th	


2017 EL CHAMPIONSHIP SERIES - Altoona Curve def. Trenton Thunder, 3 games to 0

GAME 1 - Sept. 12 at Trenton	W, 2-1
ALT 0 0 0 0 1 0 1 0 0	2 7 0
TRN 0 0 0 0 0 0 0 1 0	1 9 1
WP: Brandon Waddell LP: Dillon Tate SV: Tanner Anderson HR: -- ATTENDANCE: 2,062 NOTES: ALT SP Brandon Waddell 6 IP, 5 H, 0 R, 0 BB, 6 SO...ALT Mitchell Tolman RBI 1B in 5th...ALT Elvis Escobar RBI 1B in 7th...ALT Tanner Anderson 1.2 IP, 1 H, 0 R, 2 SO	

GAME 2 - Sept. 13 at Trenton	W, 4-2
ALT 0 0 0 0 3 1 0 0 0	4 9 0
TRN 0 0 0 0 1 0 0 1 0	2 8 2
WP: J.T. Brubaker LP: Justus Sheffield SV: Yeady Garcia HR: -- ATTENDANCE: 2,005 NOTES: ALT SP J.T. Brubaker 8.0 IP, 8 H, 2 R, 1 ER, 1 BB, 6 SO...ALT Yeady Garcia 1.0 IP, 0 H, 0 R, 1 BB, 2 SO...ALT Jordan George RBI 1B, Elvis Escobar RBI 1B, Kevin Kramer RBI BB in 5th...Escobar RBI 1B in 6th	

GAME 3 - Sept. 14 vs. Trenton	W, 4-2
TRN 0 2 0 0 0 0 0 0 0	2 4 2
ALT 0 0 0 0 4 0 0 x	4 7 0
WP: Mitch Keller LP: Will Carter SV: Tate Scioneaux HR: -- ATTENDANCE: 3,656 NOTES: ALT SP Mitch Keller 7.1 IP, 4 H, 2 ER, 1 BB, 8 SO...ALT Johnny Hellweg 0.2 IP, 0 H, 0 R, 1 BB...ALT Tate Scioneaux 1.0 IP, 0 H, 0 BB, 0 R, 3 SO...ALT Jerick Suiter RBI BB in 5th...ALT Jin-De Jhang 3-R 3B with two outs in 5th	





On September 7, 2017, Mitch Keller threw the second complete-game shutout in Curve postseason history



2017 POSTSEASON BATTING STATS

Player	AVG	G	AB	R	H	2B	3B	HR	RBI	BB	SO
Elvis Escobar	.348	6	23	2	8	1	0	0	6	0	8
Jordan George	.158	6	19	1	3	0	0	0	1	4	1
Casey Hughton	.000	5	5	2	0	0	0	0	0	1	3
Jin-De Jhang	.333	6	21	4	7	1	2	0	5	3	1
Kevin Kramer	.077	4	13	1	1	0	0	0	2	3	3
Wyatt Mathisen	.235	6	17	2	4	0	0	1	2	6	4
Pablo Reyes	.211	5	19	4	4	0	0	1	1	4	5
Jonathan Schwind	.333	1	3	2	1	0	0	0	0	0	1
Michael Suchy	.348	6	23	3	8	1	0	1	3	1	5
Jerrick Suiter	.273	6	22	3	6	3	0	0	2	4	6
Mitchell Tolman	.333	6	24	1	8	0	0	0	3	4	6
Cole Tucker	.600	2	5	1	3	2	0	0	0	0	0
Totals	.273	6	194	26	53	8	2	3	25	30	43

2017 POSTSEASON PITCHING STATS

Player	W-L	ERA	G	GS	SV	IP	H	R	ER	HR	BB	SO
Tanner Anderson	0-0	0.00	2	0	1	3.2	3	0	0	0	0	3
J.T. Brubaker	1-0	1.13	1	1	0	8	8	2	1	0	1	6
Austin Coley	1-0	1.29	1	1	0	7	6	1	1	1	1	3
Yeady Garcia	0-0	0.00	2	0	1	3	2	0	0	0	1	4
Johnny Hellweg	0-0	0.00	1	0	0	0.2	0	0	0	0	0	1
Luis Heredia	0-0	6.75	1	0	0	1.1	3	1	1	0	0	1
Mitch Keller	2-0	1.10	2	2	0	16.1	5	2	2	0	3	12
Alex McRae	1-0	6.00	1	1	0	6	4	4	2	2	3	3
Tate Scioneaux	0-0	0.00	2	0	1	2	1	0	0	0	0	4
Brandon Waddell	1-0	0.00	1	1	0	6	5	0	0	0	0	6
Totals	6-0	1.50	6	6	3	54	37	10	9	3	9	42

2018

2018 WESTERN DIVISION SERIES - Akron RubberDucks def. Altoona Curve, 3 games to 1

GAME 1 - Sept. 5 at Akron	L, 2-5
ALT 100 001 000	2 5 1
AKR 003 010 100	5 7 0

WP: Kyle Dowdy LP: Cam Vieaux

SV: Jordan Milbrath

HR: AKR - Donaldson

ATTENDANCE: 3,207

NOTES: AKR Josh Donaldson 2-R HR in 3rd...

ALT Cole Tucker 1-3, 3B, BB, 2 R...AKR Kyle

Dowdy 6.2 IP, 4 R, 2 R, 2 BB, 6 SO

GAME 4 - Sept. 8 vs. Akron	L, 0-9
AKR 203 000 400	9 15 0
ALT 000 000 000	0 9 1

WP: Sean Brady LP: Dario Agrazal SV: --

HR: AKR - Calica

ATTENDANCE: 2,898

NOTES: AKR Sean Brady 7 IP, 7 H, 0 R, 0 BB,

3 SO...AKR Andrew Calica 3-5, 2 R with 3-R

HR in 3rd...AKR Mark Mathias 3-5, RBI...ALT

Jin-De Jhang 3-4

GAME 2 - Sept. 6 at Akron	L, 1-2 (10)
ALT 100 000 000 0	1 5 1
AKR 000 001 000 1	2 3 0

WP: Jordan Milbrath LP: Matt Eckelman SV: --

HR: ALT - Tucker; AKR - Rodriguez

ATTENDANCE: 3,419

NOTES: ALT Cole Tucker lead-off HR in 1st...ALT

Eduardo Vera 8 IP, 2 H, 1 R, 1 BB, 3 SO...AKR Jake

Paulson 7 IP, 5 H, 1 R, 2 BB, 4 SO...AKR Nellie

Rodriguez walk-off HR on first pitch in 10th

GAME 3 - Sept. 7 vs. Akron	W, 8-5
AKR 500 000 000	5 9 0
ALT 000 050 03x	8 9 1

WP: Blake Weiman LP: Argenis Angulo

SV: Matt Eckelman

HR: ALT - Tucker

ATTENDANCE: 3,385

NOTES: ALT Cole Tucker game-tying grand slam

in 5th...ALT Logan Hill go-ahead fielder's choice

followed by Jordan George 2-R single in 8th



On September 7, 2018, Cole Tucker hit a game-tying grand slam as the Curve erased a 5-0 deficit with a five-run fifth. It was the second grand slam in the Curve's postseason history.

2018 POSTSEASON BATTING STATS

Player	AVG	G	AB	R	H	2B	3B	HR	RBI	BB	SO
Stephen Alemais	.273	4	11	1	3	0	0	0	2	2	2
Will Craig	.143	4	14	1	2	0	0	0	0	2	4
Jordan George	.214	4	14	0	3	0	0	0	2	2	0
Ke'Bryan Hayes	.313	4	16	1	5	0	0	0	1	0	3
Logan Hill	.154	4	13	1	2	0	0	0	1	2	5
Jin-De Jhang	.400	4	15	2	6	0	0	0	0	1	1
Christian Kelley	.167	2	6	0	1	0	0	0	0	1	2
Arden Pabst	.250	1	4	1	1	0	0	0	1	0	1
Alfredo Reyes	.000	1	3	0	0	0	0	0	0	0	1
Bryan Reynolds	.071	4	14	0	1	1	0	0	1	1	3
Cole Tucker	.267	4	15	4	4	0	1	2	5	1	1
Totals	.224	4	125	11	28	1	1	2	11	12	24

2018 POSTSEASON PITCHING STATS

Player	W-L	ERA	G	GS	SV	IP	H	R	ER	HR	BB	SO
Dario Agrazal	0-1	19.29	1	1	0	2.1	6	5	5	1	3	2
Matt Eckelman	0-1	4.50	2	0	1	2	3	1	1	1	0	2
Geoff Hartlieb	0-0	0.00	1	0	0	1.2	1	0	0	0	1	2
Bret Helton	0-0	0.00	1	0	0	1	1	0	0	0	0	2
Scotter Hightower	0-0	0.00	1	0	0	1	0	0	0	0	0	1
Sean Keselica	0-0	27.00	1	0	0	1.1	6	4	4	0	1	0
James Marvel	0-0	9.00	1	1	0	5	6	5	5	0	2	4
Tate Scioneaux	0-0	0.00	1	0	0	2	1	0	0	0	0	3
Logan Sendelbach	0-0	0.00	1	0	0	2.2	1	0	0	0	1	2
Eduardo Vera	0-0	1.13	1	1	0	8	2	1	1	0	1	3
Cam Vieaux	0-1	5.40	1	1	0	5	5	4	3	1	3	3
Blake Weiman	1-0	3.00	2	0	0	3	2	1	1	0	0	3
Totals	1-3	5.14	4	4	1	35	34	21	20	3	12	27

EASTERN LEAGUE POSTSEASON APPEARANCES since 1999

Akron13	New Hampshire4
Trenton12	Norwich/Connecticut4
Altoona9	Richmond4
Reading, Erie8	New Britain3
Binghamton, Harrisburg7	New Haven3
Bowie6	Somerset3
Portland6	Hartford1

OPENING DAY INFO



April 9, 1999
at Reading
L, 6-2

Tike Redman CF
Chris Wimmer 2B
Alex Hernandez RF
Ron Wright 1B
Kevin Haverbusch 3B
Mel Rosario C
Garrett Long LF
Luis Figueroa SS
Paul Ah Yat P



April 4, 2002
vs. Harrisburg
W, 7-5

Shaun Skrehot SS
Tony Alvarez CF
Rico Washington 3B
Shawn Garrett LF
J.R. House C
Carlos Rivera 1B
J.J. Davis RF
Victor Rodriguez 2B
Justin Reid P



April 7, 2005
at Reading
L, 5-4

Rajai Davis CF
Jorge Cortes RF
Jose Bautista 3B
Brad Eldred 1B
Ronny Paulino C
Scott Neuberger LF
Victor Mercedes 2B
Brandon Chaves SS
Mike Connolly P



April 3, 2008
vs. Reading
L, 8-3

James Boone CF
Shelby Ford 2B
Jonel Pacheco LF
Brad Corley RF
Jason Delaney 1B
Luis Cruz SS
Melvin Dorta 3B
Miguel Perez C
Kyle Bloom P



April 7, 2011
at Erie
L, 3-2

Brock Holt 2B
Starling Marte CF
Jordy Mercer SS
Tony Sanchez C
Miles Durham 1B
Quincy Latimore LF
Jeremy Farrell 3B
Eric Fryer DH
Brad Chalk RF
Bryan Morris P



April 7, 2000
vs. Harrisburg
W, 7-3

Rob Mackowiak RF
Rico Washington 2B
Adam Hyzdu LF
Alex Hernandez CF
Kevin Haverbusch 3B
Eddy Furniss 1B
Humberto Cota C
Luis Figueroa SS
Brian O'Connor P



April 3, 2003
at Reading
L, 8-7

Chris Duffy CF
Jose Castillo SS
Brett Roneberg 1B
Josh Bonifay LF
Shawn Garrett RF
Kevin Nicholson 2B
Chris Heintz C
Joe Caruso 3B
Ben Shaffar P



April 6, 2006
vs. Trenton
W, 4-3

Rich Thompson CF
Craig Stansberry 2B
Rafael Alvarez DH
Travis Chapman 3B
Simon Pond 1B
Adam Boeve RF
Vic Buttler LF
Javier Guzman SS
Carlos Maldonado C
Mike Connolly P



April 8, 2009
at Erie
L, 8-7

Brian Friday SS
Jim Negrych 2B
Jose Tabata CF
Jonel Pacheco LF
Jamie Romak 1B
Steve Lerud C
Brad Corley RF
Pedro Lopez DH
Angel Gonzalez 3B
Tony Watson P



April 5, 2012
vs. Erie
W, 7-4

Robbie Grossman CF
Brock Holt SS
Jarek Cunningham 2B
Tony Sanchez C
Andrew Lambo RF
Jeremy Farrell 3B
Matt Curry 1B
Ramon Cabrera DH
Quincy Latimore LF
Mike Colla P



April 6, 2001
at Erie
L, 7-2

Jayson Bass LF
Richard Paz 2B
J.R. House C
Darren Burton CF
Rico Washington 3B
J.J. Davis RF
Dan Meier DH
Lee Evans 1B
Shaun Skrehot SS
John Grabow P



April 8, 2004
vs. Portland
W, 3-2

Chris Duffy CF
Nate McLouth RF
Kevin Nicholson 3B
Ray Navarrete 1B
Ronny Paulino C
Ray Sadler DH
Gary Thomas LF
Jeff Keppinger 2B
Brandon Chaves SS
Ian Snell P



April 9, 2007
at Akron
L, 5-4

Andrew McCutchen CF
Vic Buttler LF
Neil Walker 3B
Randy Ruiz DH
Adam Boeve RF
Brett Roneberg 1B
Javier Guzman 2B
Brandon Chaves SS
Milver Reyes C
Josh Shortleif P



April 8, 2010
vs. Harrisburg
W, 5-1

Gorkys Hernandez CF
Chase d'Arnaud SS
Jordy Mercer 3B
Miles Durham RF
Hector Gimenez C
Alex Presley LF
Josh Harrison 2B
Matt Hague 1B
Mike Crotta P



April 4, 2013
at Erie
L, 10-6

Mel Rojas, Jr. CF
Jarek Cunningham 2B
Matt Curry 1B
Andrew Lambo LF
Adalberto Santos 3B
Alex Dickerson RF
Carlos Paulino C
Gift Ngoepe SS
Drew Maggi DH
Brandon Cumpton P

OPENING DAY INFO

Curve



April 5, 2014
vs. Erie
L, 2-0 (7)

Alen Hanson	SS
Gift Ngoepe	2B
Stetson Allie	1B
Justin Howard	DH
Willy Garcia	RF
Jarek Cunningham	3B
Mel Rojas, Jr.	CF
Elias Diaz	C
Keon Broxton	LF
Adrian Sampson	P



April 9, 2015
at Harrisburg
W, 1-0

Keon Broxton	CF
Chris Stewart	C
Josh Bell	1B
Willy Garcia	LF
Stetson Allie	RF
Eric Wood	3B
Max Moroff	2B
Gift Ngoepe	SS
Angel Sanchez	P



April 7, 2016
vs. Harrisburg
L, 10-6

Harold Ramirez	CF
Erich Weiss	2B
Jose Osuna	1B
Reese McGuire	C
Eric Wood	3B
Stetson Allie	RF
Justin Maffei	LF
Chris Diaz	SS
Jason Creasy	P



April 7, 2017
at Harrisburg
W, 5-3

Kevin Newman	SS
Pablo Reyes	CF
Kevin Kramer	2B
Edwin Espinal	3B
Jordan Luplow	LF
Connor Joe	1B
Michael Suchy	RF
Zane Chavez	C
Alex McRae	P



April 5, 2018
vs. Akron
W, 6-5

Cole Tucker	SS
Stephen Alemais	2B
Will Craig	1B
Logan Hill	DH
Bryan Reynolds	RF
Ke'Bryan Hayes	3B
Pablo Reyes	CF
Elvis Escobar	LF
Christian Kelley	C
J.T. Brubaker	P



April 4, 2019
at Akron
W, 5-0

Jared Oliva	CF
Bralin Jackson	LF
Bligh Madris	RF
Jerrick Suiter	1B
Logan Hill	DH
Hunter Owen	3B
Mitchell Tolman	2B
Arden Pabst	C
Alfredo Reyes	SS
James Marvel	P



May 4, 2021
vs. Bowie
L, 2-1

Ji-Hwan Bae	2B
Oneil Cruz	SS
Rodolfo Castro	3B
Mason Martin	1B
Cal Mitchell	RF
Brendt Citta	DH
Jonah Davis	CF
Canaan Smith-Njigba	LF
Arden Pabst	C
Roansy Contreras	P



April 8, 2022
vs. Harrisburg
L, 9-6

Matt Fraizer	CF
Nick Gonzales	2B
Jared Triolo	3B
Jack Suwinski	RF
Liover Peguero	SS
Carter Bins	C
Lolo Sanchez	DH
Will Matthiessen	1B
Tucupita Marcano	LF
Carmen Mlodzinski	P



April 6, 2023
vs. New Hampshire
L, 8-2

Lolo Sanchez	DH
Henry Davis	C
Liover Peguero	SS
Matt Gorski	RF
Mason Martin	1B
Domingo Leyba	3B
Andres Alvarez	2B
Connor Scott	LF
Matt Fraizer	CF
Kyle Nicolas	P



April 5, 2024
at Akron
W, 4-3 (10)

Tres Gonzalez	LF
Tsung-Che Cheng	SS
Jackson Glenn	3B
Jase Bowen	CF
Aaron Shackelford	1B
Abrahan Gutierrez	C
Seth Beer	DH
Kervin Pichardo	2B
Matt Fraizer	RF
Bubba Chandler	P

ALTOONA CURVE OPENING DAY MISCELLANEOUS STATISTICS

By Opponent	
vs. Akron	3-1
vs. Bowie	0-1
vs. Erie	1-5
vs. Harrisburg	5-2
vs. New Hampshire	0-1
vs. Portland	1-0
vs. Reading	0-4
vs. Trenton	1-0

Records Breakdown	
Open at Home	7-6
Open on the Road	4-8
Open vs. AL affiliate	5-8
Open vs. NL affiliate	5-5
Open vs. own division	8-12
Open vs. other division	2-1

Misc. Info	
Earliest Opening Day Game:	
April 3, 2x, last - 2008 vs. Reading	
Latest Opening Day Game:	
May 4, 2021 vs. Bowie	
Last Opening Day Win (Team):	
2024 at Akron (4-3, 10 innings)	
Last Opening Day Win (Starter)	
2019 - James Marvel at Akron	

ALL-TIME OPENING DAY STARTING PITCHERS

YEAR	PLAYER	OPPONENT	DEC.	FINAL LINE	FINAL SCORE
1999	Paul Ah Yat	@ Reading	ND	1.0 IP, 0 H, 0 R, 0 ER, 0 BB, 1 SO*	L, 6-2
2000	Brian O'Connor	Harrisburg	W	5.0 IP, 2 H, 0 R, 0 ER, 4 BB, 4 SO	W, 7-3
2001	John Grabow	@ Erie	L	5.1 IP, 4 H, 4 R, 3 ER, 2 BB, 4 SO	L, 7-2
2002	Justin Reid	Harrisburg	ND	3.2 IP, 5 H, 2 R, 2 ER, 0 BB, 4 SO	W, 7-5
2003	Ben Shaffar	@ Reading	ND	4.1 IP, 5 H, 5 R, 1 ER, 0 BB, 4 SO	L, 8-7
2004	Ian Snell	Portland	W	5.0 IP, 4 H, 0 R, 0 ER, 1 BB, 6 SO	W, 3-2
2005	Mike Connolly	@ Reading	L	0.0 IP, 0 H, 1 R, 1 ER, 1 BB, 0 SO#	L, 5-4
2006	Mike Connolly	Trenton	ND	5.0 IP, 4 H, 1 R, 1 ER, 1 BB, 7 SO	W, 3-4
2007	Josh Shortleif	@ Akron	L	4.0 IP, 5 H, 3 R, 2 ER, 1 BB, 8 SO	L, 5-4
2008	Kyle Bloom	Reading	L	3.2 IP, 5 H, 6 R, 6 ER, 3 BB, 2 SO	L, 8-3
2009	Tony Watson	@ Erie	L	3.2 IP, 5 H, 5 R, 5 ER, 4 BB, 2 SO	L, 8-7
2010	Mike Crotta	Harrisburg	W	6.0 IP, 1 H, 1 R, 1 ER, 1 BB, 4 SO	W, 5-1
2011	Bryan Morris	@ Erie	ND	4.1 IP, 4 H, 2 R, 2 ER, 5 BB, 3 SO	L, 3-2
2012	Mike Colla	Erie	ND	4.0 IP, 5 H, 3 R, 3 ER, 2 BB, 3 SO	W, 7-4
2013	Brandon Cumpston	@ Erie	L	5.0 IP, 6 H, 4 R, 4 ER, 2 BB, 6 SO	L, 10-6
2014	Adrian Sampson	Erie	L	6.0 IP, 5 H, 2 R, 2 ER, 0 BB, 6 SO	L, 2-0 (7)
2015	Angel Sanchez	@ Harrisburg	ND	6.0, 3 H, 0 R, 0 ER, 1 BB, 3 SO	W, 1-0
2016	Jason Creasy	Harrisburg	ND	6.0, 7 H, 3 R, 2 ER, 2 BB, 1 SO	L, 10-6
2017	Alex McRae	@ Harrisburg	W	5.0 IP, 7 H, 1 R, 1 ER, 1 BB, 9 SO	W, 5-3
2018	J.T. Brubaker	Akron	ND	5.0 IP, 4 H, 3 R, 1 ER, 2 BB, 8 SO	W, 6-5
2019	James Marvel	@ Akron	W	6.0 IP, 1 H, 0 R, 0 ER, 0 BB, 9 SO	W, 5-0
2021	Roansy Contreras	Bowie	W	5.0 IP, 5 H, 0 R, 0 ER, 0 BB, 11 SO	L, 2-1
2022	Carmen Modzinski	Harrisburg	L	3.2 IP, 5 H, 5 R, 5 ER, 1 BB, 3 SO	L, 9-6
2023	Kyle Nicolas	New Hampshire	L	4.2 IP, 1 H, 3 R, 4 BB, 5 SO	L, 8-2
2024	Bubba Chandler	@ Akron	ND	3.1 IP, 4 H, 2 R, 2 BB, 4 SO	W 4-3 (10)

*Left game after one inning because game was suspended by rain

#Left game after facing one batter because game was suspended by rain

YEAR-BY-YEAR RESULTS IN HOME OPENERS

YEAR	DATE	OPPONENT	RESULT	ATT.	NOTES
1999	April 15	Bowie	W, 6-1	6,171	Six scoreless innings, seven strikeouts by starting pitcher Bronson Arroyo (W)
2000	April 7	Harrisburg	W, 7-3	6,133	Curve jump out to 5-0 lead to back five scoreless innings by Brian O'Conner (W)
2001	April 9	Reading	W, 6-3	6,220	Five-run first inning fuels Altoona's first win of the season
2002	April 4	Harrisburg	W, 7-5	6,408	Two runs in the eighth prove to be the difference
2003	April 10	Reading	W, 4-1	5,539	Sean Burnett (W) throws 5.2 scoreless innings for first Double-A win
2004	April 8	Portland	W, 3-2	5,667	Ian Snell (W) pitches five scoreless frames
2005	April 14	Erie	W, 7-3	5,182	Paul Maholm (W) allowed two unearned runs over six innings
2006	April 6	Trenton	W, 4-3	6,767	Rafael Alvarez tripled, scored on ground out to break 3-3 tie in eighth
2007	April 12	Reading	L, 7-6	4,555	Altoona's 5-4 lead crumbles with Reading's three-run eighth
2008	April 3	Reading	L, 3-3	6,736	Reading's four-run fourth chases Curve starter Kyle Bloom after eight runs allowed
2009	April 16	Erie	L, 3-0	5,174	Jamie Romak broke up no-hitter with two-out double in the 9th; 7 IP, 0 H by Erie's Alfredo Figaro
2010	April 8	Harrisburg	W, 5-1	4,252	Michael Crotta (W) pitches six one-hit, one-run frames; Four Altoona runs in fifth
2011	April 14	Richmond	W, 2-0	4,604	Aaron Thompson (W) 6 scoreless IP; Miles Durham RBI-double in 4th, Jordy Mercer solo-HR in 5th
2012	April 5	Erie	W, 7-4	5,354	Curve total 14 hits from every member of the lineup
2013	April 11	Harrisburg	W, 5-4	3,647	Casey Sadler (W) pitches 6 innings, 3 runs allowed; 3 hits, HR by Jarek Cunningham
2014	April 5	Erie	L, 2-0	4,139	Erie sweat doubleheader; First two games on April 3 and 4 postponed
2015	April 16	Akron	W, 2-1 (11)	4,464	First home opener to go to extra innings; Eric Wood walk-off walk
2016	April 7	Harrisburg	L, 10-6	4,027	Harrisburg 8 runs from sixth inning on, Curve scored 5; Harrisburg bullpen
2017	April 13	Akron	W, 3-2	7,313	Two homers by Kevin Kramer, including tie-breaker in eighth inning
2018	April 5	Akron	W, 6-5	5,024	Curve stun Akron with six-run eighth; Logan Hill go-ahead three-run HR
2019	April 11	Akron	W, 3-2 (12)	5,023	Six scoreless, one-hit innings by Cam Veaux; Bligh Madris walk-off single
2021	May 4	Bowie	L, 2-1	2,300	First game in 614 days at PNG Field; Curve pitchers set franchise record for K's (17)
2022	April 8	Harrisburg	L, 9-6	4,339	Trailed 6-0 after T4, Matt Fraizer and Llover Peguero each hit 2-run HR's
2023	April 6	New Hampshire	L, 8-2	5,005	12 runners left on base; Matt Gorski (Solo HR, HBP, BB, 1B), Henry Davis (1B, BB, HBP)
2024	April 9	Harrisburg	W, 8-7	5,213	Curve rally from 7-2 deficit after 4 innings to earn win, A. Shackelford 2 HR, 5 RBI

YEAR-BY-YEAR RESULTS ON JULY 4

YEAR	SITE	OPPONENT	RESULT	ATT.	NOTES
1999	Erie	Erie	W, 14-4	2,479	Craig Wilson grand slam, five total RBIs; two HRs, four RBIs by Tike Redman
2000	ALTOONA	Reading	L, 9-5	7,443	Reading plates six in ninth, spoils strong start by Sam McConnell (7 IP, 3 R, 1 ER)
2001	Akron	Akron	W, 10-6	6,067	Shaun Skrehot triples twice, doubles; Four-run sixth opened up Altoona lead
2002	ALTOONA	Reading	L, 4-0	8,139	Reading's Ken Pumphrey spins complete-game, five-hit shutout
2003	ALTOONA	Erie	W, 11-5	9,137	Sean Burnett (W, 7 IP, 10 H, 4 R) earns 10th win behind big offensive output
2004	ALTOONA	Harrisburg	W, 2-0 (8)	9,163	Rain-shortened; Neal McDade (W) gets win after 7 scoreless innings, two Curve runs in 7th
2005	ALTOONA	Erie	L, 5-4	8,712	Jose Bautista HR in 4th inning, Josh Bonifay two-run HR in 9th pulls Curve within one
2006	Reading	Reading	L, 5-0	5,823	Reading's Zack Segovia seventh-inn, complete-game shutout; Two-HR, four-RBI game for Gary Burnham
2007	Trenton	Trenton	L, 10-5 (5)	7,575	Rain-shortened; Brett Smith pitched no-hitter; Trenton hit 7 doubles and RBIs from 6 players
2008	ALTOONA	Harrisburg	L, 12-2	8,288	Curve bullpen tagged for 11 runs after five one-run innings by Kyle Bloom
2009	ALTOONA	Bowie	W, 1-0	8,151	Sixth-inning single by Miles Durham plates game's only run
2010	Reading	Reading	L, 6-4	7,625	Vance Worley (6 IP, 3 R) out-pitched Jared Hughes (5.2 IP, 6 R)
2011	ALTOONA	Akron	L, 7-1	7,920	Joe Beimel makes rehab start (1 IP, 0 R); Akron scores all 7 runs in 5 innings vs. Jeff Locke
2012	ALTOONA	Reading	L, 1-0	8,485	Second-inning error leads to only run of the game
2013	ALTOONA	Erie	W, 15-7	8,422	Three hits, two doubles and four RBIs by Carlos Paulino; 17 hits total by Curve
2014	ALTOONA	Harrisburg	W, 4-2	8,845	Justin Howard's pinch-hit, two-run homer breaks 1-1 tie in sixth inning
2015	ALTOONA	Harrisburg	L, 11-9	8,774	26 total hits and 10 extra-base hits combined; 8 strikeouts on 5 IP by Tyler Glasnow
2016	Akron	Akron	L, 5-3	8,221	Middle-inning, solo homers by Claudio Bautista and Clint Frazier make the difference
2017	ALTOONA	Binghamton	W, 6-0	8,796	8 scoreless innings by Tanner Anderson (W); Kevin Newman knocks in 4 runs, hits two-run HR
2018	ALTOONA	Trenton	L, 8-3	8,573	Trenton cranks out 14 hits, Ryan Bollinger (W) strikes out nine over 6 IP
2019	ALTOONA	Erie	W, 6-5 (10)	8,806	Walk-off, two-run 2B by Robbie Glendinning, first walk-off win & extra-inning game by July 4
2021	Hartford	Hartford	L, 9-6	6,850	Curve homer four times, but surrender six runs across 5th-7th inning in defeat
2022	Akron	Akron	--	--	Did not play because of civil unrest in city of Akron
2023	ALTOONA	Erie	L, 6-4	8,798	Matt Gorski homered twice, Abraham Gutierrez walked in all four PA's
2024	ALTOONA	Harrisburg	W, 1-0	8,905	Harrington 7.0 IP, 4 H, 2 BB, 8 K, Siani RBI 1B accounted for lone run. 7th-largest crowd in PNG History

CURVE RECORD ON HOLIDAYS

The Curve play on five holidays each year. A complete record of the team's performance on those days is listed below.

HOLIDAY	OVERALL	HOME	ROAD	HOLIDAY	OVERALL	HOME	ROAD
Mother's Day	12-14 ¹	5-7	7-7	Independence Day	10-14 [*]	8-9	2-5
Memorial Day	9-12 ²	2-7	7-5	Labor Day	9-12 ⁵	4-6	5-6
Father's Day	13-11 ³	6-7	7-4				

¹Split a doubleheader at Harrisburg in 2007, Rained out at Altoona in 2021, split a doubleheader vs. Somerset in 2024

²Played a doubleheader vs. Binghamton in 2000 and rained out in 2004 vs. New Britain, did not play in 2022 (off day), did not play in 2023 (off day), did not play in 2024 (off day)

³Rained out at Binghamton in 2019

⁴Did not play in 2022 due to civil unrest in city of Akron

⁵6-game series began in 2021, Curve last played on Labor Day on 9/2/19, a 1-0 loss at Harrisburg

TEAM AWARDS

1999

Most Valuable Player..... Adam Hyzdu
Fireman of the Year..... Matt Duff

2000

Most Valuable Player..... Adam Hyzdu
Fireman of the Year..... Brian Smith

2001

Most Valuable Player..... Shaun Skrehot
Fireman of the Year..... Tony Pavlovich

2002

Most Valuable Player..... Carlos Rivera
Fireman of the Year..... Chris Spurling

2003

Most Valuable Player..... Sean Burnett
Fireman of the Year..... Todd Ozias

2004

Most Valuable Player..... Chris Duffy
Fireman of the Year..... Jeff Miller
Teammate of the Year..... Nate McLouth

2005

Most Valuable Player..... Jose Bautista
Pitcher of the Year..... Brady Borner
Teammate of the Year..... Josh Bonifay
King of Swing..... Josh Bonifay

2006

Most Valuable Player..... Brett Roneberg
Pitchers of the Year..... Shane Youman
..... Landon Jacobsen
Unsung Hero..... Brandon Chavez
King of Swing..... Ray Sadler

2007

Most Valuable Player..... Steve Pearce
Pitcher of the Year..... Matt Peterson
Unsung Hero..... Brian Peterson
King of Swing..... Adam Boeve

2008

Most Valuable Player..... Jonel Pacheco
Pitcher of the Year..... Juan Mateo
Unsung Hero..... Milver Reyes
Big Plays of the Year..... Brad Corley

2009

Most Valuable Player..... Pedro Alvarez
Pitcher of the Year..... Yoslan Herrera
Unsung Hero..... Miguel Perez

2010

Most Valuable Player..... Hector Gimenez
Pitcher of the Year..... Rudy Owens
Fireman of the Year..... Daniel Moskos
Unsung Hero..... Josh Harrison
Iron Man of the Year..... Matt Hague

2011

Most Valuable Player..... Starling Marte
Pitcher of the Year..... Kyle McPherson
Fireman of the Year..... Bryan Morris
Unsung Hero..... Mike Colla
Iron Man of the Year..... Brock Holt

2012

Most Valuable Player..... Brock Holt
Pitcher of the Year..... Phil Irwin
Fireman of the Year..... Vic Black
Unsung Hero..... Matt Curry

2013

Most Valuable Player..... Alex Dickerson
Pitcher of the Year..... Casey Sadler
Unsung Heroes..... Justin Howard
..... David Bornberg
Fireman of the Year..... Luis Sanz
Iron Man of the Year..... Jarek Cunningham

2014

Most Valuable Player..... Elias Diaz
Pitcher of the Year..... Adrian Sampson
Fireman of the Year..... Kenn Kasparek
Unsung Hero..... Drew Maggi
Iron Man of the Year..... Willy Garcia

2015

Most Valuable Player..... Max Moroff
Pitcher of the Year..... Chad Kuhl
Fireman of the Year..... Jhondaniel Medina
Unsung Hero..... Adam Frazier

2016

Most Valuable Player..... Barrett Barnes
Pitcher of the Year..... Cody Dickson
Fireman of the Year..... Montana DuRapau
Unsung Heroes..... Jonathan Schwind
..... Eric Wood
Iron Man of the Year..... Erich Weiss

2017

Most Valuable Player..... Edwin Espinal
Pitchers of the Year..... Alex McRae
..... Austin Coley
Fireman of the Year..... Tate Scioneaux
Unsung Hero..... Jerick Suiter

2018

Most Valuable Player..... Will Craig
Pitcher of the Year..... Cam Vieaux
Defender of the Year..... Ke'Bryan Hayes
Unsung Hero..... Jordan George
Teammate of the Year..... Logan Rattledge
Fan Appreciation Award..... Cole Tucker

2019

Most Valuable Player..... Jared Oliva
Pitchers of the Year..... Pedro Vazquez
..... Beau Sulser
Fireman of the Year..... Matt Eckelman
Unsung Hero..... Brett Pope

2021

Most Valuable Player..... Mason Martin
Pitcher of the Year..... Trey McGough
Fireman of the Year..... Cam Alldred
Unsung Hero..... Josh Bissonette

2022

Most Valuable Player..... Jared Triolo
Pitcher of the Year..... Luis Ortiz
Fireman of the Year..... J.C. Flowers
..... Tahnaj Thomas
Unsung Hero..... Andres Alvarez

2023

Most Valuable Player..... Liover Peguero
Pitcher of the Year..... Jared Jones
Fireman of the Year..... Nick Dombkowski
..... Cameron Junker
Unsung Hero..... Claudio Finol

2024

Most Valuable Player..... Kervin Pichardo
Pitcher of the Year..... Bubba Chandler
Fireman of the Year..... Eddy Yean
Unsung Hero..... Sammy Siani

1999 CURVE (67-73)

PLAYER	AVG	G	AB	R	H	2B	3B	HR	RBI	BB	SO	SB	CS
Asche, Mike	.412	7	17	3	7	2	0	0	3	1	3	1	1
Bieser, Steve	.209	40	148	24	31	5	2	4	23	21	32	3	4
Bryant, Matt	.250	12	24	1	6	0	0	0	1	2	7	0	0
Cruz, Ivan	.154	3	13	1	2	1	0	0	3	1	8	0	0
DeHaan, Kory	.268	47	190	26	51	13	2	3	24	11	46	14	6
Dunn, Todd	.167	8	30	0	5	2	0	0	2	2	10	0	1
Figueroa, Luis	.263	131	418	61	110	15	5	3	50	52	44	9	9
Haad, Yamid	.182	43	137	20	25	3	0	6	10	19	32	7	3
Haverbusch, Kevin	.286	93	332	57	95	22	2	14	61	12	60	6	4
Hernandez, Alex	.257	126	475	76	122	26	3	15	63	54	110	11	8
Hyzdun, Adam	.316	91	345	64	109	26	2	24	78	40	62	8	4
Iglesias, Luis	.281	31	89	13	25	6	0	6	16	14	26	0	1
Jorgensen, Tim	.130	7	23	1	3	1	0	0	2	0	6	0	0
Long, Garrett	.245	109	355	61	87	12	4	18	56	63	100	6	6
Lorenzana, Luis	.216	34	74	9	16	2	1	2	8	14	17	0	0
Mackowiak, Rob	.262	53	195	21	51	15	3	3	27	8	34	0	2
McConnell, Sam	.250	13	4	0	1	0	0	0	1	1	1	0	0
Patzke, Jeff	.298	53	198	31	59	12	1	2	25	33	45	4	2
Redman, Tike	.269	136	532	84	143	20	12	3	60	52	52	29	16
Robertson, Mike	.280	46	175	31	49	12	0	9	28	24	26	0	3
Rosario, Melvin	.241	26	87	11	21	9	0	1	11	6	15	0	0
Secrist, Reed	.168	36	95	9	16	5	0	0	10	13	23	0	0
Sweet, Jon	.257	37	105	15	27	5	1	2	13	11	15	0	1
Ward, Turner	.000	1	3	1	0	0	0	0	0	2	2	0	0
Wehner, John	.167	4	12	2	2	0	0	0	2	0	0	1	1
Wilson, Craig	.268	111	362	57	97	21	3	20	69	40	104	1	3
Wimmer, Chris	.252	27	107	9	27	5	2	1	6	8	12	5	2
Wright, Ron	.213	24	80	2	17	6	0	0	4	9	27	0	0
TOTALS	.258	140	4723	695	1218	249	43	138	664	519	964	105	78

HISTORY/RECORDS

PLAYER	W-L	ERA	G	GS	CG	SHO	SV	IP	H	R	ER	HR	BB	SO
Ah Yat, Paul	8-4	3.02	16	15	0	0	0	95.1	86	41	32	6	30	90
Arroyo, Bronson	15-4	3.65	25	25	2	1	0	153.0	167	73	62	15	58	100
Ayers, Mike	0-0	1.59	11	0	0	0	0	17.0	10	4	3	1	11	16
Baron, Jim	9-9	3.97	29	20	0	0	0	145.0	141	73	64	13	44	75
Beltran, Alonso	0-2	9.00	13	0	0	0	1	18.0	27	18	18	2	9	18
Brown, Alvin	4-1	6.49	7	6	0	0	0	26.1	29	22	19	0	17	15
Burgos, Enrique	0-1	2.25	5	0	0	0	0	4.0	1	1	1	0	3	2
Christiansen, Jason	0-0	0.00	2	1	0	0	0	3.0	1	0	0	0	1	2
Cordova, Francisco	1-1	4.66	2	2	0	0	0	9.2	13	8	5	0	4	12
Daniels, David	2-2	2.67	55	0	0	0	8	67.1	55	21	20	6	19	63
Davis, Kane	4-6	3.78	16	16	0	0	0	95.1	97	51	40	5	41	53
Donnelly, Brendan	0-0	7.71	2	0	0	0	1	2.1	4	2	2	0	2	0
Dougherty, Tony	0-0	7.47	9	0	0	0	0	15.2	29	19	13	3	7	6
Duff, Matt	2-4	2.81	44	0	0	0	12	57.2	43	19	18	5	35	59
Dunbar, Matt	3-5	3.42	49	0	0	0	2	47.1	35	19	18	2	23	35
France, Aaron	4-5	3.67	33	11	0	0	0	95.2	79	50	39	8	48	70
Garcia, Al	0-0	4.50	2	0	0	0	0	4.0	6	4	2	0	3	1
Giard, Ken	2-2	1.71	38	0	0	0	6	42.0	34	12	8	1	25	48
Gonzalez, Mike	2-3	8.10	7	5	0	0	0	26.2	34	25	24	4	19	31
Long, Joey	0-0	5.91	8	0	0	0	0	10.2	16	8	7	3	4	5
Martinez, Javier	0-0	6.10	10	0	0	0	0	10.1	11	8	7	1	14	16
Mathews, Del	1-1	6.00	9	0	0	0	0	12.0	21	15	8	2	6	8
McConnell, Sam	1-7	6.64	13	12	1	0	0	62.1	82	52	46	7	33	40
O'Connor, Brian	7-11	4.70	28	27	1	0	0	153.1	152	98	80	10	92	106
Pena, Alex	1-0	3.86	9	0	0	0	0	21.0	22	12	9	2	9	20
Runion, Tony	1-4	3.59	31	0	0	0	2	42.2	52	23	17	3	9	39
Secrist, Reed	0-0	0.00	1	0	0	0	0	1.0	1	0	0	0	0	0
Wilkins, Marc	0-1	1.50	4	0	0	0	0	6.0	4	2	1	0	4	5
TOTALS	67-73	4.07	140	140	4	5	32	1244.2	1252	680	563	99	570	935



2000 CURVE (74-68)

Curve

PLAYER	AVG	G	AB	R	H	2B	3B	HR	RBI	BB	SO	SB	CS
Bass, Jayson	.244	19	45	7	11	0	1	0	5	5	8	3	0
Beimel, Joe	.250	10	8	3	2	1	0	0	0	1	4	0	0
Brown, Adrian	.000	2	5	1	0	0	0	0	0	3	1	0	0
Burton, Darren	.328	63	229	44	75	8	2	5	33	23	42	3	0
Cota, Humberto	.261	112	429	49	112	20	1	8	44	21	80	6	4
Duff, Matt	.400	48	5	0	2	0	0	0	0	0	1	0	0
Evans, Lee	.237	32	118	18	28	4	1	1	8	14	28	1	1
Figueroa, Luis	.284	94	342	45	97	10	4	1	28	37	32	14	5
Furniss, Wilburn	.239	121	348	50	83	16	1	11	52	68	82	4	4
Haad, Yamid	.197	59	183	24	36	7	0	4	13	18	44	1	1
Haverbusch, Kevin	.279	43	140	23	39	3	1	5	21	11	15	2	2
Hernandez, Alex	.337	50	199	28	67	16	1	4	34	13	42	1	2
Hyzdu, Adam	.290	142	514	96	149	39	2	31	106	94	102	3	7
Lankford, Derrick	.293	96	314	41	92	16	2	10	40	47	60	4	1
Long, Garrett	.230	42	122	18	28	8	0	4	18	17	33	0	1
Lorenzana, Luis	.157	24	51	7	8	2	0	0	2	4	15	0	0
Mackowiak, Rob	.297	134	526	82	156	33	4	13	87	22	96	18	5
McConnell, Sam	.125	20	8	0	1	0	0	0	1	1	4	0	0
Patterson, Jarrod	.139	11	36	1	5	1	0	0	4	3	11	0	0
Pickford, Kevin	.286	10	7	0	2	0	0	0	0	1	1	0	0
Pointer, Corey	.154	19	39	6	6	1	1	0	4	7	18	0	0
Sanders, Tracy	.184	26	76	11	14	4	0	4	12	12	29	0	0
Skrehot, Shaun	.228	57	158	14	36	4	1	0	9	16	32	7	2
Washington, Rico	.258	135	503	74	130	22	7	8	59	55	74	4	9
Williams, Keith	.256	36	121	14	31	5	0	3	17	16	29	3	1
Wilson, Jack	.252	33	139	17	35	7	2	1	16	14	17	1	3
TOTALS	.264	142	4764	682	1257	230	31	113	621	527	941	75	48

PLAYER	W-L	ERA	G	GS	CG	SHO	SV	IP	H	R	ER	HR	BB	SO
Alvarado, Carlos	3-0	4.11	16	1	0	0	1	30.2	31	16	14	2	18	27
Anderson, Jimmy	1-0	0.00	1	1	1	0	0	9.0	7	1	0	0	1	6
Ayers, Mike	3-2	3.24	38	0	0	0	1	58.1	47	30	21	2	29	49
Beimel, Joe	1-6	4.16	10	10	1	0	0	62.2	72	38	29	8	21	28
Burton, Darren	0-0	0.00	1	0	0	0	0	1.0	0	0	0	0	0	0
Carrasco, D.J.	1-1	8.36	9	0	0	0	0	14.0	16	14	13	0	13	10
Clontz, Brad	0-0	1.93	4	0	0	0	0	4.2	4	2	1	0	1	4
Duff, Matt	0-4	3.93	47	0	0	0	6	55.0	50	31	24	1	36	61
France, Aaron	5-2	3.44	22	12	0	0	0	81.0	83	41	31	4	27	57
Grabow, John	8-7	4.33	24	24	1	0	0	145.1	145	81	70	10	65	109
Guy, Brad	4-6	3.53	54	1	0	0	7	81.2	82	35	32	3	25	37
Guzman, Wilson	10-4	3.02	18	18	3	1	0	119.1	99	49	40	6	45	77
Lankford, Derrick	0-0	0.00	2	0	0	0	0	4.0	2	0	0	0	4	2
Loiselle, Rich	0-1	5.27	13	0	0	0	2	13.2	17	9	8	1	6	18
Manzueta, Roberto	0-1	5.06	8	2	0	0	0	21.1	26	16	12	0	13	14
Martin, Jeff	0-2	4.64	17	0	0	0	0	21.1	28	16	11	2	15	16
Mattson, Rob	1-1	6.32	7	6	0	0	0	37.0	48	33	26	4	16	19
McConnell, Sam	9-2	1.61	20	13	3	1	0	106.0	83	24	19	3	26	61
O'Connor, Brian	12-4	3.76	22	22	4	0	0	129.1	120	69	54	4	61	76
Osteen, Gavin	0-0	0.00	1	0	0	0	0	1.2	1	0	0	0	2	2
Padua, Geraldo	1-6	6.97	9	9	0	0	0	41.1	59	42	32	3	20	31
Pickford, Kevin	0-5	9.97	10	4	0	0	0	21.2	38	29	24	2	14	9
Rosengren, John	2-1	7.17	22	0	0	0	3	21.1	17	17	17	1	21	24
Sak, Jim	0-1	10.80	7	0	0	0	0	5.0	2	9	6	1	13	5
Smith, Brian	3-4	0.99	22	0	0	0	12	27.1	14	6	3	0	8	23
Sparks, Steve	6-7	4.77	23	17	3	2	0	109.1	103	66	58	6	54	66
Wimberly, Larry	4-1	6.86	10	2	0	0	0	21.0	29	22	16	4	11	25
TOTALS	74-68	4.06	142	142	16	8	32	1244.0	1223	696	561	67	565	856



HISTORY/RECORDS

2001 CURVE (63-79)

HISTORY/RECORDS

PLAYER	AVG	G	AB	R	H	2B	3B	HR	RBI	BB	SO	SB	CS
Alvarez, Tony	.319	67	254	34	81	16	1	6	25	9	30	17	11
Barns, B.J.	.220	30	109	12	24	6	2	6	15	7	37	3	1
Bass, Jayson	.235	67	170	18	40	14	3	1	13	10	47	9	5
Brown, Adrian	.333	7	30	7	10	1	1	0	1	1	7	1	2
Bruce, Mo	.118	10	34	4	4	1	0	0	2	4	11	0	2
Burton, Darren	.288	85	299	36	86	15	2	7	32	23	62	5	1
Davis, J.J.	.250	67	228	21	57	13	3	4	26	21	79	2	5
Doumit, Ryan	.250	2	4	0	1	0	0	0	2	1	1	0	0
Evans, Lee	.248	118	428	53	106	21	8	11	48	37	116	12	5
France, Aaron	.250	7	4	0	1	0	0	0	1	0	0	0	0
Galvez, Randy	.188	15	16	2	3	0	0	0	1	0	9	0	0
Green, Scarborough	.253	27	91	10	23	1	0	0	6	6	19	10	0
Haad, Yamid	.000	1	3	0	0	0	0	0	0	0	0	0	0
Haverbusch, Kevin	.261	43	153	17	40	10	2	2	19	5	23	1	2
House, J.R.	.258	112	426	51	110	25	1	11	56	37	103	1	1
Langston, Jay	.282	28	103	9	29	3	1	0	7	2	22	0	1
Lankford, Derrick	.158	6	19	2	3	1	1	0	2	1	6	0	0
Mann, Derek	.000	1	3	0	0	0	0	0	0	0	1	0	0
Martin, Justin	.329	63	161	20	53	7	0	0	13	14	21	16	6
Meier, Dan	.256	97	312	43	80	14	4	13	38	45	80	1	1
Monahan, Shane	.296	21	71	9	21	6	1	2	10	4	12	1	2
Paz, Richard	.238	85	248	30	59	15	1	4	30	52	55	7	6
Petersen, Chris	.210	38	100	7	21	6	0	0	11	17	20	1	0
Reid, Justin	.214	17	14	3	3	1	0	0	0	1	5	0	0
Rivera, Carlos	.234	111	389	44	91	30	0	10	50	13	71	0	2
Secrist, Reed	.071	4	14	0	1	0	0	0	1	1	6	0	0
Skrehot, Shaun	.267	117	468	61	125	30	6	6	45	30	63	24	15
Smith, Brian	.000	2	1	0	0	0	0	0	0	0	1	0	0
Stoner, Mike	.252	42	135	15	34	7	1	3	21	2	21	0	3
Washington, Rico	.302	75	291	31	88	17	0	4	29	21	49	5	5
Wehner, John	.228	25	92	10	21	3	0	0	8	3	11	4	0
TOTALS	.258	142	4760	557	1226	267	38	91	514	376	1027	120	78

PLAYER	W-L	ERA	G	GS	CG	SHO	SV	IP	H	R	ER	HR	BB	SO
Alvarado, Carlos	5-7	3.36	26	10	0	0	0	83.0	74	46	31	6	29	73
Ayers, Mike	1-1	2.25	7	0	0	0	0	8.0	8	2	2	0	3	6
Bennett, Jeff	0-1	3.86	1	1	0	0	0	7.0	9	3	3	0	2	6
Burnside, Adrian	0-2	3.62	6	6	0	0	0	32.1	28	15	13	3	14	32
Burton, Darren	0-0	18.00	1	0	0	0	0	1.0	3	2	2	0	1	2
Camp, Shawn	4-0	4.24	8	3	0	0	0	23.1	25	14	11	3	8	19
Carrasco, D.J.	2-2	4.14	27	1	0	0	1	37.0	34	22	17	2	25	35
Chaney, Mike	0-0	6.75	4	0	0	0	0	9.1	18	7	7	1	2	2
Chrysler, Clint	4-3	3.28	51	0	0	0	3	49.1	52	24	18	3	12	31
Cordova, Francisco	0-0	4.15	1	1	0	0	0	4.1	6	2	2	0	1	4
Diorio, Mike	1-4	7.91	18	0	0	0	0	33.0	40	34	29	5	19	14
Donaldson, Bo	3-1	3.10	17	5	0	0	5	20.1	12	7	7	2	7	22
France, Aaron	1-2	5.68	7	0	0	0	0	25.1	36	19	16	4	10	17
Galvez, Randy	5-6	3.45	15	15	0	0	0	86.0	93	40	33	3	22	45
Garcia, Mike	2-0	0.45	18	0	0	0	4	20.0	15	1	1	0	4	15
Gonzalez, Mike	5-4	3.71	14	14	1	1	0	87.1	81	38	36	5	36	66
Grabow, John	2-5	3.38	10	10	0	0	0	50.2	30	23	19	1	39	42
Guy, Brad	3-4	4.03	28	4	0	0	4	51.1	59	32	23	3	17	30
Lopez, Jose	1-2	4.83	6	5	0	0	0	31.2	38	20	17	3	11	23
Manzueta, Roberto	1-1	5.40	12	0	0	0	0	20.0	19	13	12	0	11	14
McDade, Neal	2-5	4.05	19	9	0	0	0	73.1	85	38	33	3	24	55
Mulholland, Terry	0-2	3.86	2	2	0	0	0	2.1	5	3	1	0	1	3
Padua, Gerald	0-1	9.69	10	0	0	0	0	13.0	17	14	14	5	6	10
Pavlovich, Tony	0-3	2.98	31	0	0	0	12	42.1	38	15	14	0	13	26
Paz, Rich	1-0	0.00	1	0	0	0	0	1.0	0	0	0	0	1	0
Phillips, Jason	0-1	10.00	6	1	0	0	0	9.0	18	11	10	0	4	4
Reid, Justin	5-5	2.54	17	16	1	1	0	110.0	104	38	31	5	14	70
Rodriguez, Frank	0-0	4.82	7	0	0	0	0	9.1	9	6	5	0	8	5
Schmidt, Jason	0-1	0.96	3	3	0	0	0	9.1	7	1	1	0	1	17
Silva, Jose	0-0	0.00	2	0	0	0	0	1.1	2	0	0	0	1	2
Smith, Brian	1-0	0.00	2	0	0	0	0	4.1	3	0	0	0	0	3
Sparks, Steve	1-4	3.76	7	6	1	0	0	38.1	31	19	16	2	25	32
Spurting, Chris	5-7	3.11	34	15	0	0	1	121.2	133	48	42	9	28	63
Wehner, John	0-1	11.57	2	0	0	0	0	2.1	5	3	3	0	1	2
Williams, David	5-2	2.61	9	8	1	0	0	58.2	45	17	17	8	12	39
Wimberly, Larry	3-2	4.17	24	7	0	0	0	69.0	75	36	32	7	18	43
TOTALS	63-79	3.73	142	142	4	8	30	1245.2	1257	613	516	83	430	872



2002 CURVE (72-69)

Curve

PLAYER	AVG	G	AB	R	H	2B	3B	HR	RBI	BB	SO	SB	CS
Alvarez, Tony	.318	125	507	79	161	37	1	15	59	27	71	29	18
Benson, Kris	.000	1	2	0	0	0	0	0	0	0	2	0	0
Brown, Jason	.170	18	47	3	8	5	0	0	5	5	21	0	0
Burnside, Adrian	.238	33	21	2	5	0	1	0	3	0	7	0	0
Caruso, Joe	.250	47	148	19	37	5	2	3	20	8	16	3	3
Chrysler, Clint	.667	51	3	0	2	0	0	0	0	0	0	0	0
Davis, J.J.	.287	101	348	51	100	17	3	20	62	33	101	7	4
Derosso, Tony	.192	72	182	22	35	5	4	8	33	27	48	2	0
Garrett, Shawn	.290	131	489	71	142	24	8	11	73	33	88	19	6
Gonzalez, Mike	.357	16	14	1	5	0	0	0	1	0	4	0	0
Grabow, John	.133	28	15	2	2	0	1	0	1	2	4	0	0
Guy, Brad	.000	26	4	0	0	0	0	0	0	0	2	0	0
Haverbusch, Kevin	.292	35	130	18	38	7	0	5	16	4	21	4	2
House, J.R.	.264	30	91	9	24	6	0	2	11	13	21	0	0
King, Brad	.264	45	129	28	34	4	0	3	12	30	24	1	1
Lemonis, Chris	.000	6	17	1	0	0	0	0	0	2	1	1	0
Lopez, Jose	.250	11	4	1	1	0	0	0	0	0	1	0	0
McDade, Neal	.000	49	6	0	0	0	0	0	0	1	3	0	0
Meadows, Randy	.126	48	111	16	14	2	0	2	8	6	29	2	1
Meier, Dan	.245	78	237	27	58	10	2	6	33	23	66	2	3
Montgomery, Matt	-	44	0	0	0	0	0	0	0	0	0	0	0
O'Connor, Brian	.250	24	8	0	2	0	0	0	0	2	1	0	0
Pachot, John	.262	94	321	31	84	29	0	3	44	6	31	1	0
Reid, Justin	.182	25	22	2	4	0	1	0	1	0	8	0	0
Rios, Armando	.000	1	2	0	0	0	0	0	0	1	0	0	0
Rivera, Carlos	.302	128	494	67	149	28	2	22	84	27	75	1	1
Rodriguez, Victor	.293	61	188	29	55	6	0	3	20	9	20	3	0
Sefcik, Kevin	.308	126	467	69	144	32	2	2	51	44	42	12	8
Shaffar, Ben	.000	18	9	0	0	0	0	0	0	0	7	0	0
Skrehot, Shaun	.240	80	312	40	75	15	3	2	25	23	60	9	4
Spurling, Chris	.250	52	4	0	1	1	0	0	0	0	3	0	0
Vogel song, Ryan	.200	8	5	1	1	0	0	0	0	0	1	0	0
Washington, Rico	.223	112	359	53	80	11	3	8	34	60	66	3	4
Weichard, Paul	.000	1	1	0	0	0	0	0	0	0	1	0	0
Wimberly, Larry	.000	26	6	0	0	0	0	0	0	0	4	0	0
TOTALS	.268	141	4703	642	1261	244	33	115	596	386	849	99	55

PLAYER	W-L	ERA	G	GS	CG	SHO	SV	IP	H	R	ER	HR	BB	SO
Benson, Kris	1-0	1.29	1	1	0	0	0	7.0	5	1	1	1	0	7
Burnside, Adrian	6-9	4.55	32	23	0	0	0	130.2	120	70	66	18	67	122
Chrysler, Clint	3-2	3.97	51	0	0	0	3	56.2	55	29	25	7	21	26
Deschenes, Marc	0-0	3.00	3	0	0	0	3	3.0	3	1	1	0	0	4
Dougherty, Jim	1-1	5.06	7	0	0	0	0	10.2	13	6	6	1	7	5
Gonzalez, Mike	8-4	3.80	16	16	0	0	0	85.1	77	38	36	4	47	82
Grabow, John	8-13	5.47	28	27	1	1	0	146.1	181	94	89	10	47	97
Gravelle, Nick	0-0	18.00	1	0	0	0	0	1.0	3	2	2	1	0	0
Guy, Brad	3-2	3.17	26	5	1	1	1	76.2	87	31	27	7	16	40
Looney, Brian	0-0	1.17	4	0	0	0	0	7.2	5	1	1	1	1	3
Lopez, Jose	0-2	6.75	10	4	0	0	0	21.1	30	20	16	2	7	8
McDade, Neal	8-3	3.91	49	0	0	0	3	78.0	85	36	34	11	16	51
Meadows, Randy	0-0	0.00	1	0	0	0	0	1.1	2	0	0	0	0	0
Montgomery, Matt	3-0	4.21	44	0	0	0	3	66.1	62	32	31	3	26	50
O'Connor, Brian	5-7	5.06	24	14	1	1	0	85.1	86	50	48	6	50	53
Palma, Rick	1-1	1.80	10	0	0	0	0	10.0	12	2	2	0	3	10
Pavlovich, Tony	0-0	13.50	1	0	0	0	0	1.1	4	2	2	0	0	0
Reid, Justin	11-8	4.33	25	25	1	0	0	153.2	151	87	74	21	28	108
Shaffar, Ben	8-7	3.15	18	18	1	0	0	111.1	110	46	39	6	40	97
Spurling, Chris	4-3	2.19	51	0	0	0	20	70.0	54	18	17	8	12	60
Vogel song, Ryan	1-5	5.56	8	8	0	0	0	43.2	47	27	27	5	10	35
Wimberly, Larry	1-2	4.05	26	0	0	0	1	53.1	49	25	24	4	18	36
TOTALS	72-69	4.19	141	141	5	9	34	1221.0	1241	618	568	116	416	894



2003 CURVE (78-63)

PLAYER	AVG	G	AB	R	H	2B	3B	HR	RBI	BB	SO	SB	CS
Barns, B.J.	.184	22	38	3	7	0	0	0	2	4	11	0	2
Bonifay, Josh	.285	114	386	51	110	30	0	11	56	39	106	1	4
Caruso, Joe	.196	83	224	28	44	6	0	2	29	28	43	3	1
Castillo, Jose	.287	126	498	68	143	24	6	5	66	40	81	19	10
Duffy, Chris	.273	137	494	84	135	23	6	1	42	44	78	34	12
Garrett, Shawn	.288	124	468	68	135	29	6	13	67	36	96	20	7
Heintz, Chris	.258	78	271	28	70	12	4	2	26	19	24	0	0
House, J.R.	.333	20	63	12	21	6	0	2	11	5	11	0	0
Navarrete, Ray	.256	92	285	32	73	20	1	5	35	15	40	1	5
Nicholson, Kevin	.294	114	405	63	119	31	5	7	45	41	44	8	8
Paulino, Ronny	.226	46	159	19	36	6	1	6	19	12	35	0	2
Perry, Chan	.285	109	386	46	110	24	1	7	63	28	38	4	2
Roneberg, Brett	.281	125	442	60	124	29	4	10	61	40	56	12	6
Sadler, Ray	.264	14	53	8	14	5	0	1	7	3	16	0	0
Shelton, Chris	.279	35	122	17	34	10	1	0	14	8	23	0	1
Skrehot, Shaun	.276	89	304	41	84	15	3	1	33	27	48	12	7
Snusz, Chris	.053	6	19	0	1	0	0	0	0	0	6	0	0
TOTALS	.270	141	4739	636	1278	274	38	73	583	397	811	114	67

PLAYER	W-L	ERA	G	GS	CG	SHO	SV	IP	H	R	ER	HR	BB	SO
Bennett, Jeff	4-4	2.72	33	2	0	0	1	59.2	45	22	18	2	23	62
Bonifay, Josh	0-0	9.00	1	0	0	0	0	1.0	2	1	1	0	0	0
Borner, Brady	3-2	3.96	17	0	0	0	0	25.0	24	11	11	4	10	19
Brooks, Frank	0-0	7.71	1	0	0	0	0	2.1	3	2	2	1	0	4
Burnett, Sean	14-6	3.21	27	27	2	1	0	159.2	158	60	57	2	29	86
Camp Shawn	0-2	4.34	18	0	0	0	0	29.0	26	14	14	2	11	35
Caruso, Joe	0-0	0.00	1	0	0	0	0	2.0	1	0	0	0	2	1
Chrysler, Clint	2-1	10.46	16	1	0	0	0	26.2	43	33	31	4	18	14
Connolly, Mike	7-8	3.39	25	23	0	0	0	127.1	123	55	48	10	38	90
Fordham, Tom	5-2	3.17	13	12	0	0	0	71.0	71	27	25	5	18	59
Gonzalez, Mike	0-0	1.23	5	0	0	0	1	7.1	4	1	1	1	2	10
Grabow, John	6-1	3.36	24	9	0	0	0	83.0	87	34	31	9	19	73
Guy, Brad	1-2	5.79	8	1	0	0	0	14.0	16	9	9	0	2	9
Jacobsen, Landon	9-11	2.93	27	27	1	0	0	162.2	156	60	53	11	40	80
Johnston, Mike	6-2	2.12	46	0	0	0	7	72.1	49	17	17	4	27	65
Martinez, Anastacio	0-0	2.25	3	0	0	0	0	4.0	6	1	1	1	1	1
McDade, Neal	1-6	2.72	38	0	0	0	4	72.2	75	32	22	5	18	48
Oquendo, Ian (Snell)	4-0	1.96	6	6	0	0	0	36.2	36	13	8	2	10	23
Ozias, Todd	2-2	1.62	51	0	0	0	21	61.0	47	14	11	2	17	52
Palma, Rick	6-5	3.67	35	5	0	0	0	68.2	70	35	28	3	24	61
Shaffar, Ben	1-3	4.48	13	11	0	0	0	64.1	68	38	32	3	20	50
Snell, Ian	4-0	1.96	6	6	0	0	0	36.2	36	13	8	2	10	23
Van Benschoten, John	7-6	3.69	17	17	1	0	0	90.1	95	46	37	5	34	78
TOTALS	78-63	3.32	141	141	4	10	35	1240.2	1205	525	457	76	363	920

HISTORY/RECORDS



2004 CURVE (85-56)

Curve

PLAYER	AVG	G	AB	R	H	2B	3B	HR	RBI	BB	SO	SB	CS
Bonifay, Josh	.277	96	343	52	95	16	0	19	76	40	96	5	1
Borner, Brady	.077	39	13	1	1	0	0	0	0	1	2	0	0
Bradley, Bobby	.250	19	12	1	3	0	0	0	1	0	4	0	0
Bullington, Bryan	.136	26	22	1	3	0	0	0	0	0	7	0	0
Candelario, Eddi	.000	21	3	0	0	0	0	0	0	0	1	0	0
Chaves, Brandon	.222	41	108	16	24	2	3	1	15	19	20	2	0
Cockrell, Michael	.154	8	13	0	2	0	0	0	1	0	4	0	0
Connolly, Mike	.000	21	12	0	0	0	0	0	0	2	8	0	0
Cortes, Jorge	.281	37	139	17	39	8	1	6	19	13	24	0	1
Crudale, Mike	.333	23	3	0	1	0	0	0	0	1	1	0	0
De Caster, Yurendell	.279	97	330	54	92	18	0	15	42	22	78	4	2
De La Rosa, Tomas	.333	8	18	3	6	1	0	1	4	1	2	1	1
Doumit, Ryan	.262	67	221	31	58	20	0	10	34	21	49	0	1
Duffy, Chris	.309	113	453	84	140	23	6	8	41	33	77	30	8
Duke, Zach	.125	9	8	1	1	1	0	0	0	0	5	0	0
Eldred, Brad	.279	39	147	24	41	9	0	17	60	6	51	0	0
Evans, Tom	.308	33	120	25	37	9	1	4	22	18	20	4	1
Jacobsen, Landon	.100	15	10	0	1	0	0	0	1	0	3	0	0
Keppinger, Jeff	.334	82	323	45	108	17	2	1	33	27	17	10	6
Lorraine, Andrew	.000	6	1	0	0	0	0	0	0	0	0	0	0
Lundquist, Dave	.000	15	0	0	0	0	0	0	0	0	0	0	0
McDade, Neal	.111	32	9	1	1	0	0	0	0	0	4	0	0
McLouth, Nate	.322	133	515	93	166	40	4	8	73	48	62	31	7
Mendez, Donaldo	.132	23	76	7	10	5	0	0	3	6	22	0	1
Miller, Jeff	.000	52	4	0	0	0	0	0	0	0	2	0	0
Moriarty, Mike	.303	20	66	17	20	9	0	0	6	11	13	1	0
Navarrete, Ray	.238	50	130	15	31	5	1	2	17	11	20	0	0
Nicholson, Kevin	.217	77	258	28	56	13	2	4	36	23	37	2	0
Paulino, Ronny	.285	99	369	54	105	23	2	15	60	32	62	3	2
Pena, Rodolfo	.500	1	4	0	2	0	0	0	0	0	1	0	0
Peterson, Matt	.000	7	2	1	0	0	0	0	0	1	2	0	0
Sadler, Ray	.268	120	429	61	115	25	1	20	72	23	89	16	6
Serrano, Elio	.500	45	2	2	1	0	0	0	0	0	0	0	0
Shaffar, Ben	.000	8	1	0	0	0	0	0	0	0	0	0	0
Sheldon, Scott	.183	18	60	5	11	2	0	1	9	6	14	1	0
Skrehot, Shaun	.263	67	243	33	64	12	1	1	16	15	24	5	2
Snell, Ian	.143	26	14	1	2	0	0	0	1	1	6	0	0
Snusz, Chris	.183	36	120	11	22	4	1	0	6	9	29	0	0
Stein, Blake	.000	36	1	0	0	0	0	0	0	1	1	0	0
Thomas, Gary	.226	30	93	13	21	8	2	2	8	9	14	0	0
TOTALS	.272	141	4695	697	1279	270	28	135	656	400	871	115	39

HISTORY/RECORDS

PLAYER	W-L	ERA	G	GS	CG	SHO	SV	IP	H	R	ER	HR	BB	SO
Agamenzone, Brandon	3-1	4.29	20	0	0	0	0	35.2	36	18	17	4	12	39
Alcala, Jason	1-0	0.00	1	0	0	0	0	3.1	2	0	0	1	0	3
Bimeal, Matt	1-0	12.27	3	0	0	0	0	3.2	7	9	5	1	0	5
Borner, Brady	5-6	5.47	39	9	0	0	1	100.1	120	76	61	17	30	62
Bradley, Bobby	5-4	3.11	19	19	0	0	0	101.1	85	42	35	8	41	78
Bullington, Bryan	12-7	4.10	26	26	0	0	0	145.0	160	77	66	18	47	100
Candelario, Eddi	0-1	4.84	21	0	0	0	2	35.1	31	21	19	5	17	34
Connolly, Mike	8-7	4.71	21	21	0	0	0	112.2	124	65	59	10	41	103
Crudale, Mike	1-0	5.67	23	0	0	0	2	33.1	35	23	21	5	22	24
Duke, Zach	5-1	1.58	9	9	0	0	0	51.1	41	11	9	2	10	36
Harts, Jeremy	0-2	5.28	9	0	0	0	1	15.1	12	12	9	0	13	10
Jacobsen, Landon	5-2	4.99	15	14	0	0	0	70.1	83	46	39	8	23	47
Lorraine, Andrew	0-0	0.00	6	0	0	0	0	7.1	4	0	0	0	1	7
Lundquist, Dave	3-2	5.75	15	0	0	0	0	20.1	21	13	13	2	8	15
McDade, Neal	8-1	3.36	32	7	0	0	1	85.2	70	35	32	7	26	53
Miller, Jeff	5-4	2.91	52	0	0	0	18	68.0	48	25	22	8	28	79
O'Brien, Patrick	1-0	0.00	2	0	0	0	0	4.1	1	0	0	0	3	1
Peterson, Matt	3-2	6.25	7	7	0	0	0	36.0	36	25	25	7	22	29
Reid, Justin	0-1	9.00	1	1	0	0	0	3.0	6	4	3	1	3	1
Serrano, Elio	3-5	5.63	45	0	0	0	14	56.0	73	44	35	11	15	39
Shaffar, Ben	0-1	7.40	8	2	0	0	0	20.2	28	20	17	4	10	23
Sheldon, Scott	0-0	0.00	1	0	0	0	0	0.1	1	0	0	0	0	0
Snell, Ian	11-7	3.16	26	26	3	2	0	151.0	147	54	53	16	40	142
Stein, Blake	5-2	3.52	36	0	0	0	7	61.1	51	27	24	6	25	62
TOTALS	85-56	4.16	141	141	3	11	46	1222.2	1223	644	565	140	438	992



2005 CURVE (76-66)

PLAYER	AVG	G	AB	R	H	2B	3B	HR	RBI	BB	SO	SB	CS
Bautista, Jose	.283	117	445	63	126	27	1	23	90	48	101	7	3
Boeve, Adam	.288	47	160	24	46	9	1	5	23	22	54	5	2
Bonifay, Josh	.282	103	376	53	106	22	3	25	77	33	110	0	1
Buttler, Vic	.313	25	83	15	26	3	1	0	7	10	10	6	2
Chaves, Brandon	.215	52	172	20	37	6	2	0	8	16	38	2	2
Chiaffredo, Paul	.267	8	30	4	8	4	0	1	7	1	11	0	0
Clark, Howie	.373	31	110	15	41	3	0	2	13	19	5	2	1
Cortes, Jorge	.259	110	363	50	94	18	1	6	49	49	81	2	1
Davis, Rajai	.281	123	499	82	140	22	5	4	34	43	76	45	9
Eldred, Brad	.333	21	84	22	28	6	0	13	27	8	25	1	1
Evans, Tom	.278	99	338	62	94	24	3	15	55	51	91	8	3
Guzman, Javier	.236	68	263	27	62	9	1	3	24	10	46	8	5
Lee, Taber	.203	24	79	8	16	2	1	2	10	7	13	1	0
Lytle, Chaz	.217	6	23	3	5	1	0	0	1	1	5	2	0
Maldonado, Carlos	.252	82	278	27	70	14	0	7	34	35	63	0	1
Meath, Matt	.333	2	3	2	1	1	0	0	1	1	0	0	0
Mercedes, Victor	.326	12	43	7	14	2	1	2	6	2	5	0	0
Neuberger, Scott	.263	10	38	1	10	0	0	0	4	1	7	0	0
Paulino, Ronny	.292	43	168	24	49	6	0	6	20	15	30	3	0
Raymundo, Gregg	.232	23	56	5	13	3	0	0	2	3	12	0	0
Sadler, Ray	.244	62	209	23	51	17	2	5	23	17	54	4	4
Snusz, Chris	.258	22	66	5	17	3	0	1	1	4	13	0	0
Stansberry, Craig	.238	116	421	62	100	22	11	18	67	44	114	14	5
Thompson, Rich	.257	94	346	58	89	11	5	3	30	30	60	45	6
Wilson, Andy	.235	7	17	1	4	0	0	0	1	3	4	0	0
TOTALS	.263	142	4801	671	1262	236	38	141	617	485	1081	155	46

PLAYER	W-L	ERA	G	GS	CG	SHO	SV	IP	H	R	ER	HR	BB	SO
Borner, Brady	6-1	2.08	48	0	0	0	0	90.2	77	22	21	8	13	90
Candelario, Eddi	3-4	3.12	13	13	0	0	0	75.0	76	33	26	5	15	59
Capps, Matt	0-2	2.70	17	0	0	0	7	20.0	21	8	6	2	1	26
Connolly, Mike	5-6	3.32	15	15	1	0	0	84.0	90	35	31	4	24	60
Evans, Tom	0-0	0.00	1	0	0	0	0	0.1	1	0	0	0	0	1
Gorzelanny, Tom	8-5	3.26	23	23	1	1	0	129.2	114	50	47	6	46	124
Harts, Jeremy	1-2	8.08	29	0	0	0	0	39.0	33	42	35	4	53	46
Izquierdo, Hansel	7-5	4.51	24	17	0	0	0	103.2	104	61	52	6	41	84
Jacobsen, Landon	2-0	3.86	11	0	0	0	1	23.1	21	14	10	1	11	23
Johnson, James	5-4	3.33	31	1	0	0	1	51.1	50	25	19	4	16	54
Kaye, Justin	3-3	4.09	53	0	0	0	22	61.2	63	29	28	4	29	54
Maholm, Paul	6-2	3.20	16	16	0	0	0	81.2	73	32	29	5	26	75
Martin, Greg	0-1	16.87	3	0	0	0	0	2.2	5	5	5	0	1	0
Peterson, Matt	11-9	5.51	27	26	0	0	0	143.2	156	102	88	19	74	87
Roach, Jason	1-3	4.42	10	4	0	0	2	36.2	45	21	18	7	11	19
Sanchez, Romulo	1-0	3.60	2	2	0	0	0	10.0	11	4	4	2	4	5
Shaffar, Ben	2-3	3.44	44	0	0	0	9	73.1	73	33	28	6	26	69
Sharpless, Josh	1-0	2.89	7	0	0	0	0	9.1	6	3	3	0	3	13
Snusz, Chris	0-0	0.00	1	0	0	0	0	1.0	2	1	0	0	0	0
Stewart, Paul	6-10	4.92	26	20	0	0	0	120.2	143	78	66	19	44	76
Youman, Shane	8-6	3.92	44	5	0	0	2	101.0	102	54	44	10	48	77
TOTALS	76-66	4.00	142	142	2	5	44	1258.2	1266	652	560	112	486	1042



2006 CURVE (75-64)

Curve

PLAYER	AVG	G	AB	R	H	2B	3B	HR	RBI	BB	SO	SB	CS
Albaladejo, Jonathan	.000	6	2	0	0	0	0	0	0	0	0	0	0
Alvarez, Rafael	.250	78	244	31	61	6	4	4	26	23	71	0	0
Bixler, Brian	.301	60	226	36	68	13	1	3	19	16	57	6	2
Boeve, Adam	.333	38	138	26	46	7	2	3	24	18	35	3	2
Borner, Brady	.000	6	3	0	0	0	0	0	0	0	0	0	0
Buttler, Vic	.292	109	411	52	120	20	14	5	51	33	53	21	3
Casey, Sean	.273	3	11	1	3	0	0	1	2	1	0	0	0
Chapman, Travis	.275	11	40	4	11	3	0	1	7	4	6	0	0
Chaves, Brandon	.228	120	377	41	86	15	3	5	52	50	76	9	1
Chiavacci, Ron	.222	6	9	0	2	0	0	0	0	0	5	0	0
Connolly, Michael	.182	9	11	2	2	0	0	0	2	3	6	0	0
Doumit, Ryan	.333	4	15	4	5	3	0	0	4	0	1	0	0
Guzman, Javier	.268	129	485	57	130	23	5	7	40	25	64	12	8
Hernandez, Chris	.200	18	5	0	1	0	0	0	0	1	3	0	0
Jacobsen, Landon	.000	7	13	1	0	0	0	0	1	1	6	0	0
Lee, Taber	.216	46	102	9	22	3	2	1	5	5	29	3	0
Lytle, Chaz	.111	5	9	1	1	0	0	0	0	0	1	0	0
Maldonado, Carlos	.278	5	18	1	5	2	0	0	0	0	6	0	0
Martinez, Octavio	.259	24	81	9	21	2	0	0	8	3	11	1	1
McCutchen, Andrew	.308	20	78	12	24	4	0	3	12	8	20	1	1
Morgan, Nyjer	.306	56	219	39	67	6	5	1	10	15	28	21	11
Parrish, David	.292	72	240	28	70	15	1	4	32	29	38	0	0
Perez, Franklin	.000	7	1	0	0	0	0	0	0	0	0	0	0
Peterson, Matt	.000	14	16	0	0	0	0	0	0	0	10	0	0
Pond, Simon	.249	128	461	64	115	32	3	13	78	59	121	3	3
Reyes, Milver	.193	49	166	9	32	4	0	0	11	6	19	0	0
Roach, Jason	.125	9	16	1	2	0	0	0	0	0	5	0	0
Rodriguez, Nerio	.000	2	3	0	0	0	0	0	0	0	0	0	0
Roneberg, Brett	.303	109	400	63	121	19	1	10	74	51	58	9	1
Sadler, Ray	.234	86	282	38	66	9	5	15	46	34	88	5	3
Shortslef, Josh	.250	4	8	0	2	0	0	0	0	0	1	0	0
Stansberry, Craig	.258	72	260	46	67	18	3	10	30	31	62	8	3
Starling, Wardell	.368	8	18	2	7	3	1	0	6	1	5	0	0
Thompson, Rich	.340	14	50	11	17	3	0	0	5	8	11	1	3
Ust, Brant	.199	55	166	14	33	3	0	4	17	13	38	0	1
Van Benschoten, John	.000	1	1	0	0	0	0	0	0	0	1	0	0
Vasquez, Jorge	.000	21	1	0	0	0	0	0	0	0	0	0	0
Walker, Neil	.161	10	31	5	5	0	0	2	3	1	4	0	0
Wells, Kip	.000	1	3	0	0	0	0	0	0	0	1	0	0
Youman, Shane	.000	7	7	0	0	0	0	0	0	0	2	0	0
TOTALS	.262	139	4628	607	1212	213	50	92	565	439	942	103	43

PLAYER	W-L	ERA	G	GS	CG	SHO	SV	IP	H	R	ER	HR	BB	SO
Albaladejo, Jonathan	1-2	4.00	18	1	0	0	0	36.0	41	18	16	4	5	27
Blackwell, Chad	0-0	7.50	4	0	0	0	0	6.0	8	5	5	0	2	6
Borner, Brady	2-0	7.11	13	0	0	0	0	19.0	28	15	15	3	6	13
Chiavacci, Ron	1-3	3.06	10	7	0	0	0	50.0	40	26	17	6	13	49
Connolly, Mike	7-8	4.98	25	24	0	0	0	121.0	117	75	67	18	53	87
Davidson, David	1-1	2.31	10	1	0	0	0	11.2	8	4	3	0	10	13
Hernandez, Chris	5-3	3.65	42	0	0	0	2	66.2	58	31	27	3	21	71
Jacobsen, Landon	14-9	3.21	26	25	1	1	0	154.0	144	64	55	8	55	80
Johnson, James	0-0	6.62	11	0	0	0	0	17.2	20	13	13	3	12	15
Knight, Brandon	2-7	2.25	51	0	0	0	27	64.0	51	19	16	6	20	86
Lorenzo, Matt	0-1	15.00	1	1	0	0	0	3.0	4	5	5	0	4	1
Moeves, Derrik	0-1	5.40	5	0	0	0	0	6.2	6	4	4	1	5	6
Neal, Blaine	2-0	1.99	29	0	0	0	2	40.2	34	13	9	2	10	46
Perez, Franklin	2-1	2.57	16	0	0	0	2	28.0	18	9	8	3	8	21
Peterson, Matt	6-6	5.03	31	17	0	0	0	112.2	115	65	63	10	47	83
Roach, Jason	6-7	3.65	17	17	0	0	0	93.2	99	47	38	11	27	50
Rodriguez, Nerio	0-2	7.07	3	3	0	0	0	14.0	15	11	11	2	6	16
Rogers, Brian	0-0	0.00	2	0	0	0	1	4.0	2	0	0	0	2	5
Rojas, Chris	0-1	4.91	3	3	0	0	0	11.0	13	8	6	0	6	10
Sanchez, Romulo	0-0	5.00	8	0	0	0	0	9.0	8	5	5	0	8	5
Sharpless, Josh	2-0	0.86	14	0	0	0	8	21.0	8	2	2	0	9	30
Shortslef, Josh	6-2	4.45	12	12	0	0	0	60.2	62	33	30	4	13	50
Starling, Wardell	6-5	2.80	15	15	1	0	0	86.2	81	36	27	6	27	42
Van Benschoten, John	1-0	3.60	1	1	0	0	0	5.0	3	2	2	0	3	3
Vasquez, Jorge	3-3	2.22	47	0	0	0	5	65.0	45	21	16	2	28	87
Wells, Kip	1-0	3.68	1	1	0	0	0	7.1	6	3	3	1	1	4
Youman, Shane	7-2	1.51	23	11	0	0	1	95.1	70	27	16	4	20	64
TOTALS	75-64	3.56	139	139	2	11	49	1209.2	1104	561	479	98	421	970



2007 CURVE (73-68)

HISTORY/RECORDS

PLAYER	AVG	G	AB	R	H	2B	3B	HR	RBI	BB	SO	SB	CS
Albaladejo, Jonathan	.000	6	2	0	0	0	0	0	0	0	0	0	0
Bergeron, Peter	.240	33	104	12	25	4	1	0	9	8	18	2	0
Bloom, Kyle	1.000	1	1	0	1	0	0	0	0	0	0	0	0
Boeve, Adam	.270	96	330	55	89	14	2	17	53	50	100	17	5
Bouknight, Kip	.208	14	24	4	5	0	0	0	2	2	5	1	0
Bowers, Jason	.272	113	426	56	116	27	4	8	51	51	63	16	6
Brazelton, Dewon	.000	6	9	1	0	0	0	0	0	0	0	0	0
Buttler, Vic	.274	74	263	38	72	7	4	3	24	31	26	22	9
Chaves, Brandon	.265	105	336	41	89	17	2	0	40	39	79	19	6
Corley, Brad	.256	10	39	3	10	2	0	0	4	0	6	1	0
Davidson, David	.200	14	5	0	1	0	0	0	1	0	2	0	0
Delaney, Jason	.265	65	223	25	59	10	0	7	35	38	52	0	0
Elliott, Justin	.000	3	4	0	0	0	0	0	0	0	2	0	0
Falcon, Omar	.063	8	16	1	1	0	0	0	0	3	9	0	0
Fernandez, Alex	.219	82	215	22	47	11	0	2	23	12	30	1	0
Guzman, Javier	.310	52	171	19	53	13	0	2	25	5	20	7	0
Hernandez, Chris	.000	18	1	0	0	0	0	0	0	0	1	0	0
Herrera, Yoslan	.154	9	13	0	2	0	0	0	0	0	6	0	0
Johnson, Russ	.205	13	44	8	9	2	0	3	5	7	6	2	0
Lee, Taber	.235	89	196	29	46	8	0	0	16	31	31	11	1
Maldonado, Carlos	.000	3	6	0	0	0	0	0	0	0	1	0	0
McCutchen, Andrew	.258	118	446	70	115	20	3	10	48	44	83	17	1
Meath, Matt	.273	17	33	6	9	2	0	0	0	6	9	1	0
Munoz, Luis	.100	12	20	0	2	1	0	0	0	1	11	0	0
Nannini, Mike	.500	3	2	0	1	0	0	0	0	0	0	0	0
Parrish, David	.244	46	156	18	38	9	0	3	19	10	32	0	0
Pearce, Steve	.334	81	290	57	97	27	2	14	72	33	45	7	2
Peterson, Brian	.272	83	250	30	68	14	1	3	30	27	38	0	2
Reyes, Milver	.230	27	74	2	17	4	0	0	6	5	19	0	0
Roach, Jason	.000	13	1	0	0	0	0	0	0	0	0	0	0
Roneberg, Brett	.248	77	238	38	59	10	3	8	35	32	39	8	0
Ruiz, Randy	.290	47	162	20	47	9	1	7	30	18	32	0	1
Shortslef, Josh	.125	11	16	0	2	1	0	0	1	0	6	0	0
Soler, Alay	.250	7	4	0	1	0	0	0	0	0	1	0	0
Starling, Wardell	.000	11	6	0	0	0	0	0	0	1	3	0	0
Truby, Chris	.333	7	27	4	9	1	0	0	3	1	4	0	1
Walker, Neil	.288	117	431	77	124	30	3	13	66	53	73	9	4
TOTALS	.265	141	4582	636	1214	243	26	100	598	508	857	141	38

PLAYER	W-L	ERA	G	GS	CG	SHO	SV	IP	H	R	ER	HR	BB	SO
Astacio, Olivo	0-0	0.00	1	0	0	0	0	2.0	0	0	0	0	2	1
Belisario, Ronald	1-0	3.28	18	0	0	0	0	24.2	23	11	9	4	14	21
Bloom, Kyle	1-1	0.90	2	2	0	0	0	10.0	5	3	1	1	6	10
Bouknight, Kip	11-6	3.83	24	22	1	0	0	138.2	135	67	59	12	36	83
Bowers, Jason	0-0	0.00	1	0	0	0	0	1.0	1	0	0	0	0	1
Brazelton, Dewon	5-5	3.53	15	15	3	1	0	86.2	88	37	34	5	17	52
Bresnehan, Patrick	1-0	4.50	3	0	0	0	0	6.0	5	3	3	0	2	3
Crotta, Michael	0-1	10.12	1	1	0	0	0	2.2	6	7	3	0	2	0
Davidson, David	3-1	4.22	39	0	0	0	2	59.2	44	30	28	3	30	55
Hankins, Derek	0-1	12.27	1	1	0	0	0	3.2	4	6	5	1	5	2
Hernandez, Chris	6-1	2.86	42	0	0	0	4	56.2	53	19	18	4	20	55
Herrera, Yoslan	6-9	4.69	25	25	1	0	0	128.2	151	72	67	11	38	70
Munoz, Luis	12-5	3.63	25	23	1	1	0	136.1	130	63	55	11	32	89
Nannini, Mike	1-1	4.95	14	0	0	0	0	20.0	20	12	11	4	5	19
Paniagua, Jose	0-0	3.00	5	0	0	0	0	9.0	10	3	3	1	3	4
Peterson, Matt	4-2	1.98	51	0	0	0	29	63.2	50	14	14	4	27	56
Redmond, Todd	1-1	3.12	3	3	0	0	0	17.1	15	6	2	3	3	12
Reyes, Milver	0-0	0.00	1	0	0	0	0	0.1	1	0	0	0	0	0
Roach, Jason	4-3	5.00	32	2	0	0	1	63.0	76	44	35	4	28	39
Sanchez, Romulo	6-3	2.81	40	0	0	0	1	57.2	43	24	18	8	17	52
Shortslef, Josh	5-13	4.40	27	27	0	0	0	149.1	170	87	73	12	59	85
Soler, Alay	1-1	6.00	14	5	0	0	1	39.0	48	30	26	4	19	24
Starling, Wardell	3-8	6.68	32	12	1	0	1	84.2	96	64	61	5	32	51
Vaclavik, Justin	2-6	8.39	24	3	0	0	0	34.1	50	37	32	3	21	28
Williams, Brandon	0-0	10.80	2	0	0	0	0	3.1	6	4	4	0	1	2
TOTALS	73-68	4.24	141	141	7	7	39	1198.1	1230	643	565	98	419	814



2008 CURVE (65-77)

Curve

PLAYER	AVG	G	AB	R	H	2B	3B	HR	RBI	BB	SO	SB	CS
Alvarez, Victor	.100	23	60	7	6	2	0	0	0	10	10	1	1
Boone, James	.219	96	329	36	72	12	2	10	40	39	107	2	3
Bowers, Jason	.239	97	309	40	74	20	2	5	40	21	59	12	3
Chang, Ray	.333	5	6	1	2	1	0	0	0	2	2	0	0
Cortley, Brad	.262	134	500	59	131	25	3	11	49	25	106	5	9
Cruz, Luis	.264	105	375	41	99	24	1	6	46	19	34	3	3
Delaney, Jason	.292	109	367	42	107	21	3	7	43	68	77	7	2
Dorta, Melvin	.285	116	403	44	115	17	5	7	43	31	43	18	14
Doumit, Ryan	.429	3	7	0	3	0	0	0	0	0	2	0	0
Duffy, Chris	.259	18	58	7	15	5	1	1	4	6	10	1	1
Finegan, Brian	.207	31	82	8	17	3	0	2	3	3	16	3	1
Ford, Shelby	.285	81	319	43	91	23	10	4	32	20	49	19	5
Gonzalez, Angel R.	.278	29	97	10	27	5	1	1	8	1	23	2	2
Lerud, Steven	.233	47	146	17	34	7	0	4	18	14	42	1	0
Negrych, Jim	.310	25	87	10	27	5	0	0	10	11	14	5	1
Pacheco, Jonel	.288	116	416	64	120	17	0	12	52	42	82	11	4
Perez, Miguel	.281	57	171	14	48	4	0	2	22	9	32	1	1
Powell, Pedro	.148	45	81	6	12	0	0	0	4	7	15	6	1
Reyes, Milver	.187	53	150	10	28	4	0	1	7	7	31	0	0
Romak, Jamie	.208	33	120	15	25	6	0	7	23	17	32	0	0
Tabata, Jose	.348	22	89	16	31	6	2	3	13	8	18	8	0
Watts, Kris	.160	17	50	2	8	1	0	0	3	5	7	1	0
Webster, Anthony	.229	91	292	41	67	11	5	5	35	23	21	10	6
Wilson, Jack	.316	7	19	1	6	0	0	0	0	4	2	1	0
TOTALS	.255	142	4640	539	1182	221	35	88	499	397	876	117	57

PLAYER	W-L	ERA	G	GS	CG	SHO	SV	IP	H	R	ER	HR	BB	SO
Antelo, Derek	0-0	10.80	9	1	0	0	0	10.0	15	15	12	2	12	5
Barthmaier, Jimmy	2-4	4.86	10	10	0	0	0	46.1	42	27	25	3	21	40
Belisario, Ronald	4-4	4.74	38	0	0	0	9	57.0	63	31	30	5	25	36
Bloom, Kyle	5-8	4.19	28	22	1	0	0	109.2	103	57	51	9	55	93
Bowers, Jason	0-0	0.00	1	0	0	0	0	0.1	0	0	0	0	1	0
Bresnehan, Pat	0-1	4.29	38	0	0	0	6	50.1	44	32	24	1	50	40
Capps, Matt	0-0	0.00	3	0	0	0	0	3.0	0	0	0	0	1	5
Castorri, Christian	1-3	6.66	23	5	0	0	2	51.1	70	39	38	7	22	23
Davidson, David	4-2	3.34	35	0	0	0	0	64.2	58	27	24	3	36	51
Guerrero, Emilis	0-0	6.75	1	0	0	0	0	1.1	2	1	1	0	1	1
Hamman, Corey	5-6	3.18	16	13	0	0	0	70.2	69	30	25	7	19	44
Hankins, Derek	2-11	4.54	24	23	0	0	0	119.0	135	168	60	14	26	89
Hernandez, Chris	4-0	2.61	14	0	0	0	4	20.2	15	6	6	1	3	23
Herrera, Yoslan	6-9	3.46	21	21	0	0	0	114.1	114	51	44	9	36	69
Hill, Joshua	4-11	4.53	22	21	0	0	0	111.1	119	68	56	12	48	65
Holliday, Brian	1-1	6.91	3	3	1	0	0	14.1	24	13	11	2	4	8
Hughes, Jared	2-2	4.94	6	6	0	0	0	31.0	35	19	17	4	16	18
Johnson, Blair	1-0	10.00	7	0	0	0	0	9.0	16	10	10	3	4	3
Mateo, Juan	7-1	2.12	32	0	0	0	5	68.0	50	22	16	5	17	58
Meek, Evan	1-1	2.81	9	0	0	0	2	16.0	14	5	5	0	3	17
Munoz, Luis	1-4	7.34	7	7	0	0	0	30.2	41	25	25	4	16	14
Pearson, Kyle	0-0	7.00	5	0	0	0	0	9.0	14	7	7	2	4	4
Reichert, Dan	3-4	4.65	9	9	0	0	0	50.1	48	28	26	5	25	31
Reyes, Milver	0-0	36.00	1	0	0	0	0	1.0	4	4	4	2	0	1
Roberts, Kevin	1-1	7.56	13	0	0	0	0	16.2	14	16	14	2	15	9
Robles, Moises	1-1	6.27	13	0	0	0	0	18.2	28	16	13	2	5	10
Rogers, Brian	2-0	0.60	7	0	0	0	0	15.0	9	1	1	0	3	13
Shortslef, Josh	5-2	3.47	29	1	0	0	3	62.1	59	29	24	3	25	51
Sues, Jeff	3-1	3.77	24	0	0	0	1	43.0	35	19	18	3	20	55
TOTALS	65-77	4.35	142	142	2	6	32	1215.0	1240	666	587	110	513	876

HISTORY/RECORDS



PLAYER	AVG	G	AB	R	H	2B	3B	HR	RBI	BB	SO	SB	CS
Alvarez, Pedro	.333	60	222	42	74	18	0	13	40	34	59	1	0
Boone, James	.179	43	123	11	22	5	0	1	10	7	29	2	0
Chang, Ray	.291	41	127	22	37	14	0	2	19	15	16	1	2
Corley, Brad	.221	31	104	14	23	6	1	4	14	4	25	0	1
Corsaletti, Jeff	.230	89	278	31	64	14	3	2	23	50	33	6	3
Delaney, Jason	.271	125	435	49	118	25	5	7	65	57	90	1	3
Durham, Miles	.275	65	240	31	66	17	2	5	34	20	57	8	2
Ford, Shelby	.233	29	103	12	24	6	0	2	17	12	18	2	0
Friday, Brian	.265	110	407	48	108	22	3	7	46	51	69	7	5
Gimenez, Hector	.286	41	133	16	38	6	1	6	18	6	22	2	1
Gonzalez, Angel R.	.192	66	172	17	33	6	1	1	14	14	37	2	1
Hernandez, Gorkys	.262	86	344	45	90	14	2	3	31	24	76	9	8
Lerud, Steven	.240	95	304	31	73	17	0	4	26	38	53	2	1
Lopez, Pedro	.263	53	190	24	50	3	1	3	16	13	20	1	3
Machado, Anderson	.185	28	81	9	15	4	1	0	2	14	21	4	1
Negrych, Jim	.272	93	323	51	88	18	1	3	30	45	37	8	1
Pacheco, Jonel	.275	122	432	58	119	24	2	14	58	27	89	15	12
Perez, Miguel	.262	30	84	14	22	5	0	2	12	8	21	0	0
Prasch, Eddie	.294	8	17	4	5	0	0	0	0	0	4	0	0
Reyes, Milver	.282	14	39	4	11	5	0	0	3	4	9	0	0
Romak, Jamie	.175	64	211	12	37	12	0	5	24	18	66	1	0
Tabata, Jose	.303	61	228	31	69	15	1	2	25	20	25	7	6
TOTALS	.256	142	4676	580	1195	257	24	87	530	485	916	79	50

PLAYER	W-L	ERA	G	GS	CG	SHO	SV	IP	H	R	ER	HR	BB	SO
Agüero, Ramon	0-2	2.84	8	0	0	0	4	12.2	8	4	4	0	6	13
Alderson, Tim	3-1	4.66	7	7	0	0	0	38.2	39	23	20	4	13	18
Bloom, Kyle	6-9	4.05	22	21	0	0	0	104.1	92	60	47	3	57	71
Castorri, Christian	1-1	17.36	5	0	0	0	0	4.2	12	10	9	1	3	3
Chang, Ray	0-0	0.00	1	0	0	0	0	1.0	0	0	0	0	0	0
Corley, Brad	0-0	0.00	1	0	0	0	0	1.0	0	0	0	0	1	1
Crotta, Michael	7-8	4.76	27	27	0	0	0	143.2	181	90	76	7	33	97
Dubee, Michael	3-0	2.91	26	0	0	0	1	34.0	39	21	11	5	10	28
Dumatrait, Phil	0-1	11.25	1	1	0	0	0	4.0	9	5	5	0	0	4
Hamman, Corey	0-3	3.68	29	0	0	0	1	29.1	28	15	12	1	8	21
Hankins, Derek	3-4	4.42	19	9	0	0	1	71.1	70	40	35	6	26	66
Herrera, Yoslan	11-1	3.23	23	15	0	0	0	97.2	98	39	35	5	33	65
Herron, Tyler	0-2	4.50	8	4	0	0	0	26.0	30	13	13	1	15	18
Hill, Josh	0-1	5.45	22	0	0	0	0	34.2	41	24	21	4	11	21
Holdzkorn, Lincoln	0-1	0.00	14	0	0	0	0	17.0	15	7	0	1	10	10
Hughes, Jared	1-6	3.88	17	7	0	0	3	46.1	55	31	20	1	16	36
Krebs, Eric	2-4	4.86	10	0	0	0	0	16.2	11	12	9	1	17	15
Lincoln, Brad	1-5	2.28	13	13	1	1	0	75.0	63	22	19	4	18	65
Machi, Jean	2-3	2.08	28	0	0	0	0	34.2	28	12	8	2	13	25
Mateo, Juan	0-0	0.00	1	0	0	0	0	1.0	1	0	0	0	0	1
Mollegen, Dustin	1-1	4.62	18	0	0	0	1	37.0	37	21	19	5	16	26
Moskos, Danny	11-10	3.74	27	25	1	0	0	149.0	159	75	62	11	58	77
Nestor, Scott	2-3	5.31	33	0	0	0	10	42.1	35	26	25	7	29	47
Newsom, Randy	2-1	17.36	5	0	0	0	0	4.2	8	9	9	1	6	2
Nottingham, Shawn	0-1	8.37	26	0	0	0	0	23.2	34	22	22	1	19	22
Robles, Moises	1-0	6.48	6	0	0	0	0	8.1	12	6	6	3	2	7
Smith, Sean	3-3	2.95	22	3	1	1	7	61.0	48	23	20	4	23	53
Sues, Jeff	2-6	4.46	40	0	0	0	2	78.2	66	43	39	7	37	74
Veal, Donald	0-0	1.35	7	5	0	0	0	13.1	5	2	2	0	10	18
Watson, Tony	0-3	8.22	5	5	0	0	0	15.1	22	18	14	2	11	14
TOTALS	62-80	4.11	142	142	3	10	36	1227.0	1246	673	560	87	501	918




2010 CURVE (82-60)

Curve

PLAYER	AVG	G	AB	R	H	2B	3B	HR	RBI	BB	SO	SB	CS
Chen, Yung-Chi	.238	32	105	11	25	5	1	1	14	8	17	2	0
d'Arnaud, Chase	.247	132	530	91	131	33	9	6	48	56	102	33	7
de los Santos, Jose	.200	54	150	15	30	4	0	0	12	5	35	9	3
Durham, Miles	.259	136	483	64	125	27	6	10	69	52	139	9	9
Ford, Shelby	.245	56	151	16	37	8	1	4	16	6	39	4	0
Gimenez, Hector	.305	94	338	49	103	29	0	16	72	46	72	6	1
Hague, Matt	.295	135	509	90	150	30	0	15	86	61	62	3	6
Harrison, Josh	.300	135	520	74	156	33	3	4	75	32	52	19	7
Hernandez, Gorkys	.266	92	368	45	98	11	4	2	26	33	95	17	3
Jones, Brandon	.245	31	110	10	27	5	0	1	7	13	17	0	0
Lambo, Andrew	.275	26	91	12	25	1	0	2	10	9	30	0	0
Mercer, Jordy	.282	126	485	67	137	31	2	3	65	31	69	7	1
Negrych, Jim	.274	75	230	33	63	11	3	1	35	31	45	2	5
Norman, Anthony	.220	71	191	28	42	8	2	4	20	28	49	4	2
Presley, Alex	.350	67	246	42	86	13	7	6	47	19	33	5	1
Skelton, James	.250	4	4	1	1	0	0	0	0	0	2	0	0
Watts, Kris	.266	56	173	26	46	13	0	4	19	31	22	0	0
TOTALS	.268	142	4835	688	1294	268	38	80	627	475	960	120	45

PLAYER	W-L	ERA	G	GS	CG	SHO	SV	IP	H	R	ER	HR	BB	SO
Aguero, Ramon	2-5	8.68	17	0	0	0	2	18.2	27	18	18	1	14	17
Alderson, Tim	7-6	5.62	18	18	0	0	0	89.2	112	60	56	10	27	59
Barthmaier, Jimmy	0-0	12.00	5	0	0	0	0	3.0	6	5	4	0	5	2
Boleska, Tom	1-1	2.73	12	0	0	0	3	26.1	25	10	8	2	8	18
Claggett, Anthony	0-0	3.00	12	0	0	0	0	15.0	15	5	5	0	5	13
Colla, Michael	2-0	3.10	13	0	0	0	1	29.0	27	11	10	5	8	23
Crotta, Mike	2-0	1.78	4	4	0	0	0	25.1	14	5	5	0	3	16
Dubee, Michael	6-2	2.24	45	0	0	0	5	76.1	62	23	19	4	19	68
Duke, Zach	0-0	2.57	2	2	0	0	0	7.0	5	2	2	1	1	1
Hamman, Corey	0-0	18.00	9	0	0	0	0	9.0	15	18	18	4	9	6
Hankins, Derek	5-5	2.83	34	7	1	0	7	101.2	88	36	32	7	30	68
Hansen, Craig	0-0	0.00	1	0	0	0	0	2.0	0	0	0	0	2	0
Hughes, Jared	12-8	4.42	30	23	0	0	0	150.2	166	93	74	15	41	120
Locke, Jeff	3-2	3.59	10	10	0	0	0	57.2	57	24	23	5	12	56
Molleken, Dustin	4-4	4.15	31	0	0	0	0	60.2	55	30	28	3	21	62
Moreno, Diego	0-0	7.04	7	0	0	0	2	7.2	10	6	6	1	3	12
Morris, Bryan	6-4	4.25	19	16	0	0	0	89.0	87	45	42	9	31	84
Moskos, Daniel	3-1	1.52	37	0	0	0	21	41.1	26	10	7	0	16	43
Ohlendorf, Ross	0-0	0.00	1	1	0	0	0	4.0	3	0	0	0	1	6
Owens, Rudy	12-6	2.46	26	26	0	0	0	150.0	124	46	41	11	23	132
Sues, Jeff	0-2	3.86	19	0	0	0	4	25.2	28	12	11	3	12	19
Taschner, Jack	0-0	4.50	2	0	0	0	0	2.0	2	1	1	0	1	2
Uviedo, Ronald	0-2	3.22	16	0	0	0	0	22.1	13	8	8	3	12	28
Watson, Tony	6-4	2.67	34	9	0	0	2	111.1	82	33	33	11	24	105
Wilson, Justin	11-8	3.09	27	26	0	0	0	142.2	109	59	49	4	71	134
TOTALS	82-60	3.55	142	142	1	7	47	1268.0	1158	560	500	99	399	1094

HISTORY RECORDS



PLAYER	AVG	G	AB	R	H	2B	3B	HR	RBI	BB	SO	SB	CS
Chalk, Brad	.244	97	266	23	65	7	5	0	36	26	45	4	1
Curry, Matt	.242	87	302	38	73	16	3	6	39	33	90	1	1
Durham, Miles	.204	45	157	18	32	10	1	2	19	15	52	4	1
Farrell, Jeremy	.260	88	312	40	81	18	1	5	38	29	78	4	1
Ford, Shelby	.194	20	62	5	12	1	0	1	6	1	19	0	1
Fryer, Eric	.345	37	113	24	39	4	2	5	16	16	21	1	0
Hernandez, Jose	.165	40	91	6	15	4	1	1	10	5	36	0	1
Holt, Brock	.288	132	511	62	147	30	9	1	40	50	85	18	10
Lambo, Andrew	.274	69	252	35	69	17	0	8	41	26	59	4	3
Latimore, Quincy	.239	128	457	52	109	32	1	15	59	33	140	7	8
Marte, Starling	.332	129	536	91	178	38	8	12	50	22	100	24	12
Mercer, Jordy	.268	72	265	40	71	17	1	13	48	23	35	6	3
Norman, Anthony	.282	29	71	12	20	3	4	0	9	7	16	2	1
Picart, Greg	.218	56	170	14	37	2	2	1	14	15	35	3	2
Rodriguez, Josh	.267	57	225	24	60	3	0	5	19	18	41	3	1
Sanchez, Tony	.241	118	402	46	97	14	1	5	44	47	76	5	5
Sanchez, Yunesky	.299	42	134	13	40	6	0	2	18	6	18	0	1
Scott, Travis	.091	10	33	2	3	0	1	0	2	1	10	0	0
Watts, Kris	.232	71	194	24	45	9	0	3	14	30	37	0	0
TOTALS	.258	141	4673	574	1204	231	39	85	525	407	1052	86	52

PLAYER	W-L	ERA	G	GS	CG	SHO	SV	IP	H	R	ER	HR	BB	SO
Alderson, Tim	0-4	4.12	42	1	0	0	0	74.1	70	39	34	6	27	57
Beimel, Joe	0-0	0.00	4	2	0	0	0	3.1	2	0	0	0	1	1
Boleska, Tom	1-1	5.40	12	0	0	0	0	16.2	14	10	10	0	12	11
Claggett, Anthony	5-5	3.75	42	0	0	0	2	62.1	46	26	26	6	32	36
Colla, Mike	5-11	3.70	29	23	0	0	0	133.2	117	58	55	20	39	109
Cox, Tyler	1-0	0.00	1	0	0	0	0	1.0	1	0	0	0	0	1
Crotta, Mike	0-0	0.00	1	0	0	0	0	1.0	1	0	0	0	0	1
Dubee, Michael	2-6	3.27	43	0	0	0	6	63.1	72	26	23	2	16	50
Hernandez, Jose	0-0	0.00	1	0	0	0	0	1.0	0	0	0	0	0	3
Hughes, Jared	3-4	4.09	13	11	0	0	0	61.2	62	31	28	2	18	33
Irwin, Phil	8-4	3.81	15	14	0	0	0	87.1	91	42	37	9	10	69
Krol, Noah	3-5	4.45	54	0	0	0	24	54.2	62	30	27	2	19	28
Leach, Brian	0-0	9.00	10	0	0	0	0	15.0	14	15	15	0	15	7
Leroux, Chris	1-2	2.57	5	0	0	0	0	7.0	9	5	2	2	0	6
Locke, Jeff	7-8	4.03	23	22	0	0	0	125	118	68	56	9	46	114
Loree, Mike	0-0	1.17	4	0	0	0	0	7.2	6	1	1	0	3	11
McPherson, Kyle	8-5	3.02	16	16	0	0	0	89.1	75	34	30	7	21	82
McSwain, Matt	2-0	3.76	32	2	0	0	0	67.0	70	29	28	11	17	29
Moreno, Diego	0-0	4.91	7	0	0	0	0	11.0	10	6	6	1	3	14
Morris, Bryan	3-4	3.35	35	6	0	0	3	78.0	72	34	29	2	33	64
Ohlendorf, Ross	0-0	3.86	1	1	0	0	0	4.2	5	2	2	1	1	3
Pribanic, Aaron	10-9	3.88	28	27	1	1	0	153.0	169	69	66	13	28	71
Sinkbeil, Brett	0-1	4.03	4	4	0	0	0	22.1	29	16	10	3	2	23
Thompson, Aaron	4-7	5.16	28	12	0	0	0	83.2	100	55	48	6	20	51
Veal, Donnie	0-1	7.71	4	0	0	0	0	4.2	9	4	4	3	0	3
Welker, Duke	1-0	5.40	8	0	0	0	0	10.0	11	7	6	0	1	9
TOTALS	64-77	3.95	141	141	1	11	35	1238.2	1225	607	543	105	364	886




2012 CURVE (72-70)

Curve

PLAYER	AVG	G	AB	R	H	2B	3B	HR	RBI	BB	SO	SB	CS
Brown, Kelson	.290	56	138	20	40	6	1	2	19	13	23	3	2
Cabrera, Ramon	.276	112	384	47	106	22	2	3	50	39	44	0	3
Chambers, Evan	.182	31	77	12	14	2	1	1	9	8	29	1	2
Cunningham, Jarek	.217	105	359	43	78	19	3	6	45	37	111	3	3
Curry, Matt	.285	111	396	53	113	34	5	11	76	44	107	4	4
Cutler, Charlie	.296	55	152	25	45	7	3	2	19	21	17	1	0
Durham, Miles	.259	40	135	22	35	11	2	2	14	13	33	6	3
Farrell, Jeremy	.221	98	298	32	66	15	1	4	25	31	83	3	3
Gonzalez, Elevys	.196	50	148	10	29	6	1	2	15	14	42	1	3
Grossman, Robbie	.266	95	350	59	93	20	4	7	36	59	78	9	10
Holt, Brock	.322	102	382	52	123	24	6	2	43	40	51	11	11
Lambo, Andrew	.250	26	92	13	23	3	1	4	16	14	19	0	1
Latimore, Quincy	.252	126	413	52	104	24	3	15	71	38	105	10	8
Maggi, Drew	.218	52	179	28	39	4	2	0	9	18	41	5	2
Marrero, Christian	.200	5	15	2	3	0	0	1	3	0	6	0	0
Norman, Anthony	.186	27	59	8	11	1	2	0	3	5	16	1	0
Nunez, Gustavo	.227	7	22	2	5	1	0	0	3	2	4	1	1
Perez, Miguel	.250	1	4	0	1	0	0	0	1	0	2	0	0
Picart, Greg	.211	15	19	3	4	0	0	0	0	3	1	1	0
Sanchez, Tony	.277	40	141	22	39	14	1	0	17	18	33	1	1
Stallings, Jacob	1.000	1	1	0	1	0	0	0	0	0	0	0	0
Tejeda, Oscar	.242	54	198	23	48	13	1	3	28	15	42	3	0
Vasquez, Andy	.250	2	4	1	1	1	0	0	1	0	1	0	0
Welch, Stefan	.266	67	214	34	57	12	1	5	27	31	59	3	1
TOTALS	.259	142	4510	605	1170	254	42	72	561	500	1019	84	66

PLAYER	W-L	ERA	G	GS	CG	SHO	SV	IP	H	R	ER	HR	BB	SO
Alderson, Tim	5-4	4.25	26	11	0	0	3	84.2	89	45	40	7	26	62
Baker, Nathan	4-7	4.94	32	13	0	0	1	105.2	100	67	58	9	57	77
Beckman, Ryan	0-0	0.00	1	0	0	0	0	0.1	1	0	0	0	1	1
Black, Vic	2-3	1.65	51	0	0	0	13	60.0	40	14	11	2	29	85
Cofield, Kyle	0-1	5.28	11	0	0	0	1	15.1	13	10	9	3	4	15
Cole, Gerrit	3-6	2.90	12	12	0	0	0	59.0	54	28	19	2	23	60
Colla, Mike	5-6	3.75	37	10	0	0	2	96.0	96	49	40	11	27	75
Cruz, Juan	0-0	13.50	2	2	0	0	0	1.1	5	2	2	0	0	2
Cumpton, Brandon	12-11	3.84	27	27	0	0	0	152.1	149	72	65	9	46	88
Foster, Zach	0-1	13.50	1	0	0	0	0	2.2	3	4	4	0	2	1
Harvey, Kris	0-3	3.29	31	0	0	0	2	54.2	52	26	20	4	27	45
Inman, Jeff	2-2	3.83	30	1	0	0	3	51.2	45	22	22	2	19	36
Irwin, Phil	4-7	2.93	18	16	3	1	0	104.1	97	39	34	7	17	83
Johnson, Kris	3-2	2.09	15	9	0	0	1	56.0	50	19	13	3	24	42
Kaminska, Kyle	1-0	3.00	4	1	0	0	0	12.0	13	4	4	0	0	11
Karstens, Jeff	1-0	0.90	2	2	0	0	0	10.0	8	1	1	0	1	6
Kensing, Logan	2-0	4.58	12	0	0	0	1	17.2	18	11	9	1	6	14
Maggi, Drew	0-0	0.00	1	0	0	0	0	0.1	0	0	0	0	0	0
Martis, Shairon	6-2	4.56	11	8	0	0	0	53.1	45	27	27	7	19	30
McPherson, Kyle	3-5	4.07	9	9	0	0	0	48.2	54	26	22	5	5	46
McSwain, Matt	4-2	4.88	19	6	0	0	0	55.1	66	35	30	2	27	41
Poreda, Aaron	2-0	2.25	3	3	0	0	0	16.0	12	6	4	0	11	11
Pribanic, Aaron	0-2	7.36	3	3	0	0	0	11.0	17	11	9	1	11	6
Ramos, Jhonathan	2-1	2.61	13	0	0	0	0	20.2	19	6	6	2	6	14
Strickland, Hunter	2-2	4.46	23	0	0	0	2	42.1	50	23	21	5	15	33
Taillon, Jameson	3-0	1.59	3	3	0	0	0	17.0	11	3	3	0	1	18
Townsend, Jason	2-0	0.00	3	0	0	0	0	10.1	10	0	0	0	4	3
Turgeon, Erik	1-0	0.00	1	0	0	0	0	2.0	0	0	0	0	1	0
Waldron, Tyler	1-2	4.05	6	6	0	0	0	26.2	26	12	12	3	11	15
Welker, Duke	2-1	2.31	15	0	0	0	5	23.1	19	7	6	0	7	19
TOTALS	72-70	3.65	142	142	3	9	34	1210.2	1162	569	491	85	427	939

HISTORY/RECORDS



PLAYER	AVG	G	AB	R	H	2B	3B	HR	RBI	BB	SO	SB	CS
Brown, Kelson	.192	53	104	13	20	3	0	0	5	12	16	4	1
Cunningham, Jarek	.216	131	468	53	101	18	4	19	49	30	127	12	6
Curry, Matt	.248	26	105	11	26	4	0	4	16	5	35	2	0
Cutler, Charlie	.298	86	255	32	76	16	3	3	26	39	37	3	0
d'Arnaud, Chase	.143	4	14	1	2	0	0	0	0	1	1	1	0
Dickerson, Alex	.28	126	451	61	130	36	3	17	68	27	89	10	7
Hanson, Alen	.255	35	137	13	35	4	5	1	10	8	26	6	2
Howard, Justin	.314	98	283	40	89	15	1	8	38	38	62	7	6
Lambo, Andrew	.291	58	220	35	6	9	4	14	46	20	60	6	1
Maggi, Drew	.254	95	264	38	67	14	2	1	25	27	49	18	6
Ngoepe, Gift	.177	72	220	29	39	10	2	3	16	28	82	10	3
Paulino, Carlos	.220	99	323	23	71	9	4	0	38	28	48	5	1
Perez, Miguel	.143	4	7	1	1	0	0	0	0	0	1	0	0
Polanco, Gregory	.263	68	243	36	64	13	2	6	41	36	36	13	7
Rojas Jr., Mel	.274	120	446	57	122	28	9	5	41	38	100	14	8
Sanchez, Tony	.176	4	17	2	3	1	0	0	0	0	3	0	0
Santos, Adalberto	.281	118	409	62	115	23	1	6	47	59	70	21	8
Snider, Travis	.333	2	6	1	2	0	0	0	0	0	0	0	0
Solis, Ali	.164	20	61	7	10	3	0	0	1	3	17	2	0
Tejeda, Oscar	.262	29	84	10	22	2	0	2	12	5	18	0	0
Vasquez, Andy	.248	94	262	32	65	5	4	4	27	15	71	12	9
Walker, Neil	.417	4	12	0	5	1	0	0	1	1	2	0	0
Welch, Stefan	.149	29	74	6	11	2	0	1	6	10	16	0	0
TOTALS	.252	142	4591	569	1157	218	44	94	520	437	1026	146	65

PLAYER	W-L	ERA	G	GS	CG	SHO	SV	IP	H	R	ER	HR	BB	SO
Alderson, Tim	1-0	1.32	7	0	0	0	2	13.2	4	3	2	0	2	17
Baker, Nate	4-4	6.05	38	7	0	0	3	80.1	92	63	54	8	45	68
Beckman, Ryan	0-1	2.37	15	0	0	0	1	19.0	19	7	5	0	7	15
Bromberg, David	6-12	3.51	26	20	0	0	0	136.0	120	64	53	10	52	127
Brown, Kelson	0-0	0.00	1	0	0	0	0	1.0	0	0	0	0	1	0
Cevette, Dan	0-0	0.00	2	0	0	0	0	2.1	3	1	0	0	1	2
Contreras, Jose	0-0	0.00	2	0	0	0	0	2.0	0	0	0	0	0	1
Cumpton, Brandon	0-1	7.45	2	2	0	0	0	9.2	11	9	8	0	5	7
Dodson, Zack	0-1	13.50	1	1	0	0	0	4.0	8	6	6	0	4	2
Grilli, Jason	0-0	0.00	2	2	0	0	0	2.0	2	0	0	0	0	4
Hollingsworth, Ethan	6-5	3.55	24	9	0	0	0	83.2	70	38	33	11	20	47
Hughes, Jared	0-0	0.00	1	1	0	0	0	2.0	1	0	0	0	0	4
Inman, Jeff	1-1	2.65	10	0	0	0	2	17.0	15	5	5	1	6	14
Karstens, Jeff	0-0	0.00	1	1	0	0	0	4.0	2	2	0	0	2	4
Kasperek, Kenn	4-2	3.26	38	1	0	0	2	60.2	62	27	22	3	16	44
Kingham, Nick	3-3	2.70	14	12	0	0	0	73.1	70	24	22	1	30	69
Liriano, Francisco	0-1	13.50	1	1	0	0	0	2.2	4	4	4	1	3	4
McDonald, James	0-1	5.79	2	2	0	0	0	4.2	4	3	3	1	5	2
Miller, Quinton	1-5	3.75	31	2	0	0	1	57.2	49	25	24	3	36	45
Morton, Charlie	1-1	2.41	4	4	0	0	0	18.2	10	5	5	2	6	11
Navarro, Eliecer	4-8	4.52	15	14	0	0	0	75.2	76	44	38	8	35	55
Pimentel, Stolmy	4-3	3.61	13	13	1	0	0	77.1	74	36	31	8	35	61
Ramos, Jhonathan	3-2	4.72	36	0	0	0	1	47.2	53	25	25	4	11	42
Sadler, Casey	11-7	3.31	23	23	1	0	0	130.1	116	54	48	11	42	67
Sanz, Luis	3-5	4.94	47	3	0	0	16	62.0	61	38	34	8	35	61
Taillon, Jameson	4-7	3.67	20	19	0	0	0	110.1	112	54	45	8	36	106
Thornton, Zack	2-1	2.00	19	1	0	0	2	36.0	24	9	8	1	7	45
Townsend, Jason	5-5	6.71	36	1	0	0	3	53.2	71	50	40	7	27	38
Vasquez, Andy	0-0	0.00	1	0	0	0	0	1.0	0	0	0	0	1	0
Waldron, Tyler	0-3	4.81	8	3	0	0	0	24.1	31	18	13	1	10	13
TOTALS	63-79	3.92	142	142	2	10	33	1212.2	1164	614	528	97	480	975



2014 CURVE (61-81)

Curve

PLAYER	AVG	G	AB	R	H	2B	3B	HR	RBI	BB	SO	SB	CS
Allie, Stetson	.246	117	407	60	100	16	0	21	62	71	127	9	6
Barnes, Clint	.333	2	6	0	2	0	0	0	0	0	0	0	0
Bell, Josh	.287	24	94	13	27	2	0	0	7	8	12	4	1
Brown, Kelson	.295	51	129	8	38	3	1	0	8	4	18	3	2
Broxton, Keon	.275	127	407	67	112	22	9	15	52	59	122	25	6
Cabrera, Ramon	.239	12	46	5	11	5	0	1	5	3	6	0	1
Cunningham, Jarek	.246	101	309	46	76	16	4	8	27	27	69	3	4
Curry, Matt	.234	58	188	22	44	8	1	4	23	20	50	1	1
Diaz, Elias	.328	91	326	41	107	20	0	6	54	30	51	3	2
Emsley-Pai, Kawika	.000	3	8	2	0	0	0	0	0	4	4	0	0
Gamache, Dan	.275	39	138	22	38	11	0	6	27	11	32	0	1
Garcia, Willy	.271	126	439	59	119	27	5	18	63	24	145	8	4
Hanson, Alen	.280	118	482	64	135	21	12	11	58	31	88	25	11
Henriquez, Ralph	.129	25	85	7	11	2	0	2	6	1	23	1	0
Howard, Justin	.233	63	159	18	37	10	0	3	10	15	41	1	0
Maggi, Drew	.280	110	347	60	97	12	0	3	25	50	58	37	19
Ngoepe, Gift	.238	131	437	58	104	17	9	9	52	51	135	13	8
Paulino, Carlos	.296	22	71	5	21	4	0	1	13	3	19	0	1
Rojas, Jr., Mel	.303	53	195	26	59	11	1	5	36	23	34	6	4
Sosa, Junior	.360	12	25	2	9	3	0	0	1	1	3	1	0
Vasquez, Andy	.268	96	272	38	73	18	1	11	38	15	61	17	6
TOTALS	.265	142	4672	632	1236	231	43	124	575	457	1155	159	77

PLAYER	W-L	ERA	G	GS	CG	SHO	SV	IP	H	R	ER	HR	BB	SO
Baker, Nate	3-1	1.71	17	0	0	0	0	26.1	24	9	5	1	13	22
Balester, Collin	1-4	6.55	10	0	0	0	0	11.0	10	9	8	2	9	10
Beckman, Ryan	3-4	2.62	45	0	0	0	5	55.0	44	18	16	2	21	28
Benedict, Matt	0-5	5.77	30	1	0	0	0	53.0	62	39	34	2	25	35
Castro, Orlando	0-0	11.25	2	2	0	0	0	8.0	13	10	10	1	4	8
de Leon, Emmanuel	1-2	3.56	31	0	0	0	3	48.0	57	24	19	2	20	35
Dodson, Zack	4-8	4.62	24	23	0	0	0	122.2	139	75	63	11	46	76
Harlan, Tom	3-3	3.71	11	10	0	0	0	60.2	60	29	25	6	17	26
Holdzkorn, John	1-0	0.00	4	0	0	0	0	6.0	1	0	0	0	2	10
Inman, Jeff	5-0	1.09	18	0	0	0	1	24.2	18	3	3	0	11	18
Kasperek, Kenn	1-1	2.25	31	0	0	0	13	40.0	30	11	10	2	5	37
Kingham, Nick	1-7	3.04	12	12	0	0	0	71.0	71	35	24	3	25	54
Ludwig, Pat	3-4	5.63	8	7	0	0	0	40.0	53	26	25	4	14	24
Mann, Brandon	1-4	2.91	14	2	0	0	0	34.0	33	13	11	1	14	34
Miller, Quinton	1-2	4.04	24	0	0	0	4	35.2	37	18	16	3	24	30
Montero, Joan	3-4	6.02	28	7	0	0	0	61.1	84	50	41	2	37	31
Morris, A.J.	5-1	1.98	14	9	0	0	0	59.0	48	17	13	4	18	40
Morton, Charlie	0-0	4.50	1	1	0	0	0	4.0	4	2	2	0	1	6
Nevarez, Matt	1-1	1.35	6	0	0	0	1	6.2	3	1	1	1	5	9
Pimentel, Stolmy	0-0	1.42	5	3	0	0	0	6.1	6	3	1	0	5	6
Ramos, Jhonathan	5-6	4.38	31	7	0	0	2	63.2	72	41	31	8	22	37
Rodriguez, Joely	6-11	4.84	30	21	2	0	1	134.0	151	80	72	10	43	73
Rodriguez, Wandy	0-1	10.38	2	2	0	0	0	8.2	11	11	10	3	6	7
Sample, Tyler	3-3	6.49	11	6	0	0	0	34.2	35	30	25	2	30	28
Sampson, Adrian	10-5	2.55	24	24	2	1	0	148.0	125	45	42	10	30	99
Sanchez, Angel	0-2	4.32	6	5	0	0	0	33.1	40	18	16	5	10	21
Townsend, Jason	0-1	7.04	7	0	0	0	1	7.2	12	8	6	0	5	11
Vasquez, Andy	0-0	8.31	4	0	0	0	0	4.1	5	4	4	2	2	2
Waldron, Tyler	0-0	0.00	1	0	0	0	0	1.0	0	0	0	0	0	3
Yang, Yao-Hsun	0-1	6.48	11	0	0	0	0	16.2	15	12	12	1	18	16
TOTALS	61-81	4.00	142	142	4	6	32	1225.1	1263	641	545	88	482	836



PLAYER	AVG	G	AB	R	H	2B	3B	HR	RBI	BB	SO	SB	CS
Allie, Stetson	.205	120	409	45	84	17	0	17	58	47	135	6	3
Barnes, Barrett	.246	37	126	17	31	6	0	3	17	16	25	4	4
Bell, Josh	.307	96	368	47	113	17	6	5	60	44	50	7	4
Broxton, Keon	.302	45	179	35	54	12	4	3	26	19	51	11	6
Frazier, Adam	.324	103	377	59	122	21	4	2	30	34	42	11	7
Gamache, Dan	.335	74	245	32	82	13	1	5	37	17	36	3	6
Garcia, Willy	.314	53	204	26	64	7	2	5	29	11	47	3	2
Jones, JaCoby	.500	3	10	2	5	0	0	0	2	1	0	1	0
Meadows, Austin	.360	6	25	5	9	2	3	0	1	2	5	1	0
Moroff, Max	.293	136	523	79	153	28	6	7	51	70	111	17	13
Morris, Hunter	.133	12	30	2	4	1	0	0	4	1	5	0	0
Ngoepe, Gift	.260	71	246	31	64	12	2	3	25	24	66	3	6
Osuna, Jose	.288	85	323	46	93	20	2	8	52	17	61	6	3
Rojas Jr., Mel	.257	66	214	21	55	11	4	2	19	27	51	6	3
Salcedo, Edward	.238	73	214	20	51	12	1	3	30	21	40	3	4
Schwind, Jonathan	.109	22	46	4	5	2	1	0	3	2	15	2	0
Sosa, Junior	.286	4	7	1	2	0	0	0	0	0	2	0	0
Stallings, Jacob	.275	74	265	25	73	14	1	3	32	15	64	4	1
Stewart, Chris	.333	2	6	0	2	0	0	0	0	1	1	0	1
Valle, Sebastian	.279	70	247	27	69	21	0	4	26	22	56	1	2
Vasquez, Andy	.239	46	117	15	28	7	1	3	13	3	30	0	2
Weiss, Erich	.250	31	112	15	28	4	1	0	14	8	22	4	2
Wood, Eric	.237	101	334	39	79	11	3	2	28	32	88	3	7
TOTALS	.271	142	4753	603	1288	238	42	75	560	443	1055	96	76

HISTORY/RECORDS

PLAYER	W-L	ERA	G	GS	CG	SHO	SV	IP	H	R	ER	HR	BB	SO
Balester, Collin	1-0	1.77	13	0	0	0	4	20.1	14	4	4	1	6	14
Barrios, Yhonathan	0-1	1.46	20	0	0	0	10	24.2	17	7	4	1	9	12
Benedict, Matt	5-7	6.03	22	16	1	0	0	97.0	126	67	65	7	21	47
Bleich, Jeremy	0-2	3.25	25	0	0	0	4	36.0	37	16	13	1	11	28
Brault, Steven	9-3	2.00	15	15	0	0	0	90.0	72	22	20	1	19	80
Creasy, Jason	12-8	4.41	27	25	0	0	1	147.0	163	79	72	12	52	71
Dodson, Zack	7-10	3.67	28	27	1	0	0	162.0	163	78	66	11	36	89
DuRapau, Montana	0-0	0.00	2	0	0	0	0	1.1	0	0	0	0	0	3
Eppler, Tyler	0-1	10.13	1	1	0	0	0	5.1	4	6	6	1	3	3
Glasnow, Tyler	5-3	2.43	12	12	0	0	0	63.0	41	22	17	2	19	82
Harlan, Tom	6-3	3.63	38	5	0	0	1	86.2	91	36	35	6	24	67
Inman, Jeff	2-1	2.79	17	0	0	0	3	19.1	22	6	6	0	5	20
Kuchno, John	3-6	3.46	40	0	0	0	7	67.2	64	43	26	8	23	32
Kuhl, Chad	11-5	2.48	26	26	1	0	0	152.2	133	53	42	10	41	101
McKinney, Brett	0-3	7.50	24	0	0	0	1	30.0	42	26	25	5	14	31
Medina, Jhondaniel	3-6	2.76	45	0	0	0	12	62.0	42	27	19	2	37	44
Miller, Adam	0-0	9.00	1	0	0	0	0	1.0	2	1	1	0	1	2
Morton, Charlie	1-0	0.00	1	1	0	0	0	7.0	2	0	0	0	2	5
Perez, Clario	0-1	3.89	20	0	0	0	1	34.2	32	20	15	2	15	21
Salcedo, Edward	0-1	6.75	2	0	0	0	0	1.1	2	1	1	0	5	0
Sample, Tyler	0-1	7.56	7	0	0	0	0	8.1	7	7	7	1	11	7
Sanchez, Angel	8-1	2.79	13	13	0	0	0	77.1	72	27	24	4	19	49
Scahill, Rob	0-0	0.00	1	1	0	0	0	3.0	2	0	0	0	1	0
Schwind, Jonathan	0-0	0.00	3	0	0	0	0	3.2	3	0	0	0	3	0
Smith, Josh	1-4	5.29	34	0	0	0	0	47.2	42	29	28	3	34	31
Stallings, Jacob	0-0	0.00	1	0	0	0	0	0.1	0	0	0	0	0	0
Stock, Robert	0-0	14.54	3	0	0	0	0	4.1	2	9	7	0	10	4
Vasquez, Andy	0-1	4.50	3	0	0	0	0	4.0	4	2	2	1	2	1
TOTALS	74-68	3.61	142	142	3	16	44	1257.2	1201	588	505	79	423	844



2016 CURVE (76-64)

Curve

PLAYER	AVG	G	AB	R	H	2B	3B	HR	RBI	BB	SO	SB	CS
Allie, Stetson	.247	111	365	53	90	20	2	16	63	42	110	1	2
Barnes, Barrett	.306	124	405	60	124	28	7	9	47	41	105	10	4
Diaz, Chris	.226	79	226	30	51	13	0	1	16	32	43	5	2
Diaz, Elias	.286	2	7	0	2	0	0	0	1	1	1	0	0
Escobar, Elvis	.241	29	112	21	27	2	2	2	7	10	26	2	2
Espinal, Edwin	.289	111	394	33	114	25	1	7	56	19	67	0	1
Feliz, Anderson	.256	106	347	39	89	22	4	4	32	35	88	7	1
Jhang, Jin-De	.298	54	188	20	56	13	0	1	21	11	12	1	0
Maffei, Justin	.175	25	63	9	11	1	0	0	5	6	13	1	0
McGuire, Reese	.254	92	319	34	81	18	2	1	42	36	34	6	6
Meadows, Austin	.311	45	167	33	52	16	8	6	23	16	32	9	3
Morales, Tomas	.235	21	51	6	12	0	2	2	6	2	7	0	0
Newman, Kevin	.288	61	233	41	67	11	2	2	28	26	24	6	3
Osuna, Jose	.269	70	253	34	68	18	3	6	38	23	44	1	1
Ramirez, Harold	.311	99	383	60	119	17	7	2	50	22	66	7	10
Schwind, Jonathan	.236	75	165	22	39	7	1	3	21	21	40	2	2
Stewart, Chris	.200	10	25	6	5	0	0	0	3	8	1	0	0
Weiss, Erich	.276	127	456	56	126	24	9	6	65	49	90	6	3
Wood, Eric	.249	118	402	63	100	20	5	16	50	52	88	5	4
TOTALS	.265	140	4638	616	1231	255	55	84	577	457	956	67	42

PLAYER	W-L	ERA	G	GS	CG	SHO	SV	IP	H	R	ER	HR	BB	SO
Creasy, Jason	4-1	6.07	8	5	0	0	0	29.2	34	24	20	2	10	16
Dickson, Cody	10-5	3.66	28	26	1	0	1	140.0	127	60	57	8	93	105
DuRapau, Montana	3-3	3.65	50	0	0	0	22	49.1	43	21	20	6	19	51
Duncan, Frank	3-2	2.36	7	2	0	0	0	26.2	23	8	7	0	7	24
Eppler, Tyler	9-10	3.99	27	27	1	0	0	162.1	176	78	72	14	33	106
Glasnow, Tyler	0-0	3.00	2	2	0	0	0	6.0	4	2	2	1	6	11
Haley, Trey	0-1	4.35	9	0	0	0	0	10.1	10	5	5	1	11	11
Hirsch, Henry	0-0	0.00	1	0	0	0	0	1.0	1	0	0	0	0	1
Holmes, Clay	10-9	4.22	26	26	0	0	0	136.1	138	70	64	10	64	101
Kingham, Nick	1-1	5.73	2	2	0	0	0	11.0	6	7	7	1	4	10
Kuchno, John	2-1	3.00	10	2	0	0	0	24.0	17	9	8	4	8	18
Lakind, Jared	5-1	2.59	47	0	0	0	7	66.0	50	19	19	3	28	62
Lopez, Junior	0-0	0.00	1	0	0	0	0	2.0	2	0	0	0	1	0
Maffei, Justin	0-0	9.00	1	0	0	0	0	1.0	3	1	1	0	0	0
McKinney, Brett	2-2	3.90	44	0	0	0	2	67.0	67	32	29	3	27	65
McRae, Alex	8-6	4.79	16	15	1	0	0	88.1	114	54	47	7	25	67
Medina, Jhondaniel	2-2	3.70	37	0	0	0	0	56.0	42	26	23	5	31	60
Neverauskas, Dovydas	1-0	2.57	22	0	0	0	1	28.0	12	10	8	0	11	32
Rosario, Miguel	2-2	1.87	23	0	0	0	0	33.2	19	7	7	1	13	29
Santana, Edgar	2-1	2.83	21	0	0	0	2	41.1	32	13	13	4	11	39
Schwind, Jonathan	0-0	0.00	5	0	0	0	0	4.2	1	0	0	0	5	2
Smith, Josh	2-2	6.44	42	0	0	0	2	57.1	61	44	41	8	30	61
Vogelsong, Ryan	1-0	2.45	2	2	0	0	0	11.0	8	3	3	1	2	4
Waddell, Brandon	7-9	4.12	22	20	0	0	0	118.0	122	60	54	9	61	94
Whitehead, David	2-6	7.83	11	11	0	0	0	46.0	52	45	40	5	47	24
TOTALS	76-64	4.05	140	140	3	8	37	1217.0	1164	598	547	93	547	993

HISTORY/RECORDS



2017 CURVE (74-66)

PLAYER	AVG	G	AB	R	H	2B	3B	HR	RBI	BB	SO	SB	CS
Chavez, Zane	.111	19	63	5	7	1	0	0	5	5	9	0	0
Diaz, Chris	.375	10	24	6	9	1	2	0	3	6	6	1	0
Escobar, Elvis	.277	116	383	42	106	12	5	3	32	25	69	5	7
Espinal, Edwin	.283	95	367	41	104	25	0	15	72	18	48	0	1
Feliz, Anderson	.246	48	175	23	43	9	3	2	21	26	46	9	4
George, Jordan	.302	30	106	14	32	9	0	1	18	8	12	1	0
Hill, Logan	.278	22	79	12	22	5	0	2	9	14	21	0	0
Hughston, Casey	.200	2	5	0	1	0	1	0	2	0	3	0	0
Jhang, Jin-De	.231	72	273	29	63	9	2	3	25	17	24	1	0
Joe, Connor	.240	74	242	29	58	11	4	5	30	34	40	2	4
Kramer, Kevin	.297	53	202	31	60	17	3	6	27	17	50	7	2
Luplow, Jordan	.287	73	254	45	73	15	0	16	37	29	45	1	3
Maffei, Justin	.258	32	89	15	23	3	0	0	4	16	16	4	1
Mathisen, Wyatt	.272	114	375	43	102	16	2	5	31	44	75	3	2
Morales, Tomas	.188	36	117	7	22	6	0	2	14	6	24	2	0
Newman, Kevin	.259	82	343	42	89	18	2	4	30	22	40	4	2
Rattledge, Logan	.108	15	37	2	4	1	0	0	0	3	10	0	0
Reyes, Pablo	.274	115	420	62	115	21	3	10	50	51	70	21	14
Schwind, Jonathan	.353	12	17	4	6	2	0	2	5	1	4	1	0
Simpson, Chase	.176	43	125	13	22	5	1	4	13	9	42	1	0
Suchy, Michael	.200	78	250	31	50	8	1	4	17	21	95	2	2
Suiter, Jerrick	.285	100	347	47	99	20	3	10	58	47	83	7	2
Tolman, Mitchell	.222	3	9	1	2	1	0	1	5	0	2	0	0
Tucker, Cole	.257	42	167	25	43	4	5	2	18	21	31	11	3
Williams, Jackson	.212	25	85	9	18	1	0	1	7	9	18	0	0
TOTALS	.255	140	4666	584	1192	223	37	99	540	454	931	83	49

PLAYER	W-L	ERA	G	GS	CG	SHO	SV	IP	H	R	ER	HR	BB	SO
Agrazal, Dario	0-1	4.50	1	1	0	0	0	4.0	3	2	2	0	2	2
Anderson, Tanner	10-8	3.38	30	19	0	0	0	133.1	134	54	50	6	33	97
Borden, Buddy	5-1	2.37	23	0	0	0	1	38.0	25	13	10	1	25	36
Brentz, Jake	0-1	5.79	14	0	0	0	0	14.0	7	9	9	3	15	16
Brubaker, J.T.	7-6	4.44	26	24	0	0	0	129.2	150	73	64	9	45	109
Coley, Austin	6-4	3.01	29	23	0	0	0	143.2	144	49	48	10	31	114
Cumpton, Brandon	3-3	4.50	13	0	0	0	1	20.0	24	12	10	2	9	18
Diaz, Chris	0-0	27.00	1	0	0	0	0	1.0	3	3	3	1	0	0
Dickson, Cody	2-4	5.85	12	6	0	0	0	32.1	39	22	21	8	20	31
DuRapau, Montana	2-2	1.49	27	0	0	0	14	36.1	28	7	6	0	14	39
Garcia, Yeudy	4-7	5.25	29	11	0	0	5	72.0	76	48	42	8	46	67
Hellweg, Johnny	0-1	4.50	4	0	0	0	0	6.0	5	3	3	2	1	6
Heredia, Luis	3-3	3.10	36	0	0	0	2	52.1	41	18	18	3	31	43
Keller, Mitch	2-2	3.12	6	6	0	0	0	34.2	25	14	12	2	11	45
Keselica, Sean	4-2	3.54	42	3	0	0	3	73.2	67	34	29	2	39	72
Kuchno, John	0-1	8.38	6	0	0	0	1	9.2	18	10	9	0	3	9
Lakind, Jared	1-1	6.81	22	0	0	0	2	35.2	49	29	27	3	17	38
McRae, Alex	10-5	3.61	27	25	1	0	0	149.2	170	71	60	9	36	89
Morales, Tomas	1-1	3.86	2	0	0	0	0	2.1	2	1	0	0	2	0
Rosario, Miguel	3-1	1.80	27	0	0	0	3	45.0	36	12	9	1	35	43
Sadler, Casey	2-3	3.91	10	6	1	0	0	48.1	49	21	21	5	3	40
Scioneaux, Tate	6-5	2.39	47	0	0	0	14	83.0	67	27	22	4	15	67
Simpson, Chase	0-1	16.2	2	0	0	0	0	1.2	4	3	3	0	1	1
Taillon, Jameson	0-0	0.00	1	1	0	0	0	3.0	1	0	0	0	1	6
Waddell, Brandon	3-3	3.55	15	15	0	0	0	66	60	28	26	3	27	56
Zamora, Daniel	0-0	0.00	2	0	0	0	0	3.0	2	0	0	0	2	2
TOTALS	74-66	3.67	140	140	2	9	46	1238.1	1229	563	505	82	464	1046



2018 CURVE (78-60)

Curve

PLAYER	AVG	G	AB	R	H	2B	3B	HR	RBI	BB	SO	SB	CS
Alemais, Stephen	.279	120	402	56	112	16	4	1	34	44	69	16	9
Bormann, John	.000	2	3	0	0	0	0	0	0	3	1	1	0
Cervelli, Francisco	.200	2	5	0	1	0	0	0	0	3	3	0	0
Craig, Will	.248	132	480	73	119	30	3	20	102	42	128	6	3
Escobar, Elvis	.151	40	106	6	16	0	3	0	9	3	21	3	1
Gaffney, Tyler	.194	51	124	20	24	4	0	3	15	12	27	4	0
George, Jordan	.263	110	342	46	90	12	0	5	43	41	47	0	1
Harrison, Josh	.167	3	12	2	2	0	0	0	1	1	3	0	0
Hayes, Ke'Bryan	.293	117	437	64	128	31	7	7	47	57	84	12	5
Hill, Logan	.228	117	391	48	89	14	2	17	72	41	132	1	5
Jackson, Bralin	.214	64	206	19	44	7	1	3	14	11	63	5	3
Jhang, Jin-De	.320	35	122	13	39	8	0	1	23	11	14	0	0
Kelley, Christian	.235	90	311	36	73	13	2	8	38	25	64	0	0
Krause, Kevin	.000	2	3	0	0	0	0	0	0	1	1	0	0
Martin, Jason	.325	68	255	49	83	13	5	9	34	28	61	7	8
Mathisen, Wyatt	.385	12	26	9	10	3	1	1	3	11	7	1	1
Pabst, Arden	.193	19	57	6	11	2	0	2	7	5	15	0	1
Ratledge, Logan	.182	28	55	6	10	3	0	2	8	5	13	1	0
Reyes, Alfredo	.250	34	108	16	27	4	0	1	11	10	37	11	1
Reyes, Pablo	.244	12	45	3	11	3	0	0	5	4	5	3	0
Reynolds, Bryan	.302	88	331	56	100	18	3	7	46	43	73	4	4
Tucker, Cole	.259	133	517	77	134	21	7	5	44	55	104	35	12
Williams, Jackson	.219	10	32	1	7	0	0	1	5	2	4	0	0
Team Total	.255	138	4477	613	1142	202	38	93	568	467	1020	110	54

PLAYER	W-L	ERA	G	GS	CG	SHO	SV	IP	H	R	ER	HR	BB	SO
Agrazal, Dario	5-6	3.99	15	14	0	0	0	85.2	91	41	38	9	13	52
Brentz, Jake	0-1	13.50	12	0	0	0	0	11.1	12	19	17	1	21	15
Brubaker, J.T.	2-2	1.80	6	6	0	0	0	35.0	29	9	7	1	8	35
Burdi, Nick	0-0	6.75	3	0	0	0	0	4.0	6	3	3	0	2	3
Coley, Austin	2-0	3.57	5	5	0	0	0	22.2	24	9	9	1	8	14
DuRapau, Montana	0-1	2.89	8	0	0	0	2	9.1	7	3	3	1	0	13
Eckelman, Matt	1-1	1.82	23	0	0	0	11	24.2	18	7	5	1	15	17
Escobar, Elvis	1-0	12.46	3	0	0	0	0	4.1	7	6	6	1	5	8
Escobar, Luis	4-0	4.54	7	7	0	0	0	35.2	30	18	18	4	21	25
Garcia, Yeudy	2-5	5.23	37	0	0	0	3	53.1	53	35	31	3	32	68
Hartlieb, Geoff	8-2	3.24	47	0	0	0	10	58.1	56	29	21	3	24	56
Hearn, Taylor	3-6	3.12	19	19	2	1	0	104	75	41	36	6	38	107
Helton, Bret	6-6	6.12	35	1	0	0	0	60.1	62	46	41	8	38	45
Hightower, Scooter	2-1	2.41	11	7	0	0	0	37.1	30	13	10	1	9	31
Jackson, Bralin	0-0	0.00	1	0	0	0	0	0.1	0	0	0	0	0	0
Keller, Mitch	9-2	2.72	14	14	0	0	0	86.0	64	29	26	7	32	76
Keselica, Sean	2-3	4.94	40	1	0	0	0	58.1	39	34	32	4	43	49
Kingham, Nick	0-1	7.20	1	1	0	0	0	5.0	7	4	4	0	1	4
Liranzo, Jesus	0-0	0.00	9	0	0	0	4	12.0	7	0	0	0	3	18
Marvel, James	3-1	3.00	5	5	1	0	0	33.0	29	11	11	1	9	22
Musgrove, Joe	0-1	2.25	1	1	0	0	0	4.0	2	1	1	1	0	4
Ratlledge, Logan	0-0	2.08	3	0	0	0	1	4.1	2	1	1	0	4	4
Romero, Enny	0-0	0.00	2	0	0	0	0	2.0	1	0	0	0	1	1
Scioneaux, Tate	2-3	4.87	43	2	0	0	7	61.0	71	39	33	10	19	69
Sendelbach, Logan	4-3	4.24	35	3	0	0	0	70.0	68	34	33	6	41	47
Street, Sam	0-0	0.00	3	0	0	0	1	3.0	2	1	0	0	0	3
Vasquez, Pedro	2-6	5.12	13	12	0	0	0	63.1	70	40	36	9	18	46
Vera, Eduardo	8-3	3.62	17	17	0	0	0	97.0	83	41	39	11	23	68
Vieaux, Cam	9-5	3.59	15	15	0	0	0	87.2	79	35	35	10	17	72
Waddell, Brandon	2-1	2.68	9	8	0	0	0	53.2	39	18	16	4	19	43
Weiman, Blake	1-0	0.00	3	0	0	0	0	6.2	4	0	0	0	1	5
Team Total	78-60	3.85	138	138	3	11	39	1193.1	1067	567	510	103	465	1020



2019 CURVE (69-71)

PLAYER	AVG	G	AB	R	H	2B	3B	HR	RBI	BB	SO	SB	CS
Alemais, Stephen	.267	12	45	4	12	0	0	0	2	1	9	2	0
Cervelli, Francisco	.333	1	3	0	1	1	0	0	0	0	0	0	0
Cruz, Oneil	.269	35	119	14	32	8	3	1	17	15	35	3	1
Delay, Jason	.234	67	231	22	54	12	1	8	37	13	63	1	0
Glendinning, Robbie	.261	58	184	21	48	7	1	5	31	24	65	2	1
Hill, Logan	.258	113	407	53	105	27	3	12	69	42	120	1	2
Jackson, Bralin	.257	95	272	32	70	13	2	0	20	16	71	7	2
Madris, Bligh	.260	132	457	50	119	26	2	8	55	43	99	3	4
Medrano, Jesse	.056	7	18	1	1	0	0	0	0	1	3	0	0
Ngope, Gift	.100	14	30	5	3	0	0	0	0	8	14	2	1
Oliva, Jared	.277	123	447	70	124	24	6	6	42	42	104	36	10
Owen, Hunter	.295	68	237	45	70	15	2	15	44	17	75	1	3
Pabst, Arden	.192	73	250	18	48	11	3	4	23	11	73	0	3
Peurifoy, Ryan	.106	26	47	6	5	0	0	1	1	6	19	0	1
Pope, Brett	.252	100	282	30	71	15	1	2	22	26	58	7	3
Reyes, Alfredo	.176	54	148	11	26	6	1	1	9	20	56	7	5
Sharpe, Chris	.216	68	231	44	50	14	1	11	38	17	67	2	3
Suiter, Jerrick	.235	121	408	39	96	14	0	4	39	22	77	2	2
Sweeney, Darnell	.196	15	51	5	10	3	0	2	5	4	22	0	2
Tolman, Mitchell	.254	116	401	56	102	18	3	4	32	47	100	10	5
Valerio, Adrian	.198	33	106	12	21	2	2	0	10	6	29	1	0
TOTALS	.241	140	4488	544	1081	218	31	85	503	387	1222	87	48

PLAYER	W-L	ERA	G	GS	CG	SHO	SV	IP	H	R	ER	HR	BB	SO
Agrazal, Dario	1-1	3.60	4	4	0	0	0	25.0	29	10	10	3	0	19
Bolton, Cody	2-3	5.85	9	9	0	0	0	40.0	37	26	26	6	16	33
Brady, Sean	5-11	3.65	22	22	1	1	0	138.0	135	67	56	15	36	82
Brentz, Jake	0-1	0.77	9	0	0	0	0	11.2	6	1	1	0	3	13
Campos, Vicente	2-2	4.85	20	0	0	0	1	26.0	29	17	14	5	13	23
Cederlind, Blake	5-1	1.77	31	0	0	0	2	45.2	31	10	9	1	16	42
Cesar, Joel	3-4	3.76	28	1	0	0	1	38.1	38	18	16	5	12	36
Coley, Austin	2-2	4.07	16	4	0	0	0	24.1	35	17	11	1	9	18
Eckelman, Matt	1-5	3.33	45	1	0	0	23	48.2	43	21	18	3	25	45
Economos, Nicholas	0-3	8.83	4	3	0	0	0	17.1	24	18	17	4	7	17
Escobar, Elvis	1-0	1.80	3	0	0	0	0	5.0	4	1	1	0	1	6
Garcia, Yeudy	1-2	6.10	33	2	0	0	1	62.0	76	45	42	4	34	53
German, Angel	3-3	4.33	39	0	0	0	2	52.0	33	25	25	8	31	48
Hightower, Scooter	2-5	6.02	10	9	0	0	0	43.1	51	32	29	8	12	21
Holmes, Clay	1-0	6.75	2	0	0	0	0	4.0	5	3	3	0	1	3
Jacques, Joe	0-0	0.00	1	0	0	0	0	1.0	1	0	0	0	2	0
Keselica, Sean	0-0	0.00	7	0	0	0	0	9.0	6	5	0	0	6	8
Koehler, Tom	0-0	54.00	1	0	0	0	0	0.1	2	2	2	1	1	1
Liranzo, Jesus	2-1	1.61	20	0	0	0	1	28.0	14	7	5	0	13	24
Marvel, James	9-5	3.10	17	17	1	1	0	101.2	85	36	35	6	24	83
Mears, Nick	0-0	1.80	4	0	0	0	0	5.0	4	3	1	0	2	7
Medrano, Jesse	0-0	18.00	1	0	0	0	0	1.0	2	2	2	0	0	0
Murray, Shea	0-0	162.00	1	0	0	0	0	0.1	5	6	6	0	1	0
O'Reilly, John	0-0	0.00	1	0	0	0	0	1.0	1	0	0	0	0	1
Ponce, Cody	0-0	6.00	3	1	0	0	1	6.0	3	4	4	1	1	6
Reyes, Alfredo	0-0	0.00	1	0	0	0	0	1.0	0	0	0	0	1	0
Robles, Domingo	4-6	4.02	18	18	3	2	0	103.0	113	51	46	13	21	77
Scioneaux, Tate	1-1	12.75	13	0	0	0	1	12.0	20	17	17	5	6	16
Suiter, Jerrick	0-0	0.00	2	0	0	0	0	1.2	1	0	0	0	0	1
Sulser, Beau	8-3	2.72	33	6	0	0	2	96.0	88	35	29	4	31	63
Valdes, Ryan	0-0	9.00	1	0	0	0	0	2.0	4	2	2	0	2	2
Vasquez, Pedro	8-5	2.71	24	23	1	0	0	123.0	107	46	37	8	29	91
Vieaux, Cam	4-4	2.23	13	13	0	0	0	76.2	54	20	19	6	29	59
Waddell, Brandon	3-1	2.23	7	7	0	0	0	36.1	29	10	9	0	9	42
Weiman, Blake	1-2	1.86	16	0	0	0	2	19.1	11	6	4	1	4	24
TOTALS	69-71	3.69	140	140	6	18	37	1205.2	1126	563	494	108	398	964



2021 CURVE (58-59)

Curve

PLAYER	AVG	G	AB	R	H	2B	3B	HR	RBI	BB	SO	SB	CS
Amaral, Daniel	.218	68	220	32	48	12	0	7	22	24	62	9	4
Bae, Ji-Hwan	.278	83	320	63	89	12	5	7	31	38	83	20	8
Bins, Carter	.200	16	55	4	11	2	0	0	6	10	19	0	0
Bissonette, Josh	.229	71	231	28	53	10	0	1	21	24	51	1	1
Busby, Dylan	.182	3	11	3	2	0	0	1	2	1	3	0	0
Castillo, Diego	.282	28	110	11	31	3	0	5	16	10	9	1	2
Castro, Rodolfo	.242	72	285	43	69	14	1	12	47	19	72	7	4
Citta, Brendt	.294	47	160	16	47	9	2	2	23	10	36	0	1
Cruz, Oneil	.292	62	250	51	73	15	5	12	40	20	64	18	3
Davis, Jonah	.211	60	190	29	40	7	3	8	19	26	95	4	6
Delay, Jason	.117	17	60	1	7	2	0	0	3	0	23	0	0
Finol, Claudio	.000	2	2	1	0	0	0	0	0	0	2	0	0
Fraizer, Matt	.288	37	132	20	38	12	3	3	18	13	34	1	2
Hernandez, Raul	.229	10	35	4	8	1	0	1	4	1	9	0	0
Jimenez, Joe	.167	2	6	1	1	0	0	1	1	2	1	0	0
Kaiser, Connor	.195	48	149	25	29	7	0	4	14	17	42	0	0
Koch, Grant	.130	16	54	4	7	2	0	1	4	2	13	0	0
Madris, Bligh	.192	10	26	2	5	0	0	0	1	7	6	0	0
Martin, Mason	.242	112	414	62	100	29	2	22	75	38	161	0	2
Mitchell, Cal	.280	108	382	43	107	19	1	12	61	24	71	6	7
Murray, Chase	.320	9	25	1	8	1	0	0	0	1	6	0	0
Pabst, Arden	.194	61	206	21	40	7	0	7	28	7	73	0	0
Paul, Ethan	.217	8	23	4	5	1	0	0	1	4	7	2	0
Smith-Njigba, Canaan	.274	66	219	35	60	11	0	6	40	45	66	13	1
Stafford Jr., Deon	.161	14	31	5	5	1	0	2	3	2	11	0	0
Suwinski, Jack	.252	45	151	21	38	9	0	4	21	25	51	4	2
Valdez, Jesus	.171	13	41	3	7	0	0	1	1	1	13	0	0
TOTALS	.244	117	3820	535	932	186	22	119	504	371	1102	86	43

PLAYER	W-L	ERA	G	GS	CG	SHO	SV	IP	H	R	ER	HR	BB	SO
Allred, Cam	4-0	2.53	28	0	0	0	1	53.1	33	17	15	5	23	49
Bido, Osvaldo	4-8	5.09	21	19	0	0	0	93.2	95	61	53	13	33	91
Case, Brad	2-3	5.24	28	2	0	0	0	67.0	80	41	39	13	21	57
Contreras, Roansy	3-2	2.65	12	12	0	0	0	54.1	37	21	16	5	12	76
Cruz, Omar	3-4	3.44	14	14	0	0	0	70.2	70	32	27	6	22	60
De Los Santos, Yerry	3-2	2.04	12	0	0	0	2	17.2	11	6	4	2	6	19
Gardner, Will	2-5	7.71	33	0	0	0	0	42.0	38	39	36	7	29	43
Jennings, Steven	3-0	6.67	13	0	0	0	0	29.2	40	23	22	4	11	20
Kirby, Nathan	1-0	6.52	17	0	0	0	1	19.1	19	18	14	1	15	37
Kranick, Max	1-0	4.02	3	3	0	0	0	15.2	14	7	7	2	2	16
MacGregor, Travis	4-9	6.25	22	21	0	0	0	90.2	92	69	63	13	41	88
Manasa, Alex	0-0	15.75	2	0	0	0	0	4.0	15	10	7	2	0	1
McGough, Trey	6-5	3.41	18	18	1	0	0	95.0	89	39	36	7	21	77
Melendez, Cristofer	3-3	4.41	28	0	0	0	7	32.2	21	21	16	2	18	39
Murray, Shea	4-3	4.12	37	0	0	0	4	43.2	41	25	20	3	38	51
Nunez, Oddy	2-1	8.32	28	0	0	0	1	44.1	48	43	41	5	37	51
O'Reilly, John	3-3	5.09	22	0	0	0	3	35.1	47	24	20	1	8	22
Pabst, Arden	0-0	0.00	1	0	0	0	0	0.1	0	0	0	0	0	0
Passantino, Jeff	1-8	4.62	18	15	0	0	1	76.0	77	41	39	12	20	74
Stratton, Hunter	2-0	1.42	20	0	0	0	7	25.1	16	4	4	1	13	44
Toribio, Noe	2-2	4.32	14	8	0	0	0	50.0	46	29	24	5	13	40
Vieaux, Cam	5-1	3.68	17	5	0	0	0	44.0	35	21	18	5	16	44
TOTALS	58-59	4.66	117	117	1	5	27	1004.2	964	591	520	114	399	999

HISTORY/RECORDS



PLAYER	AVG	G	AB	R	H	2B	3B	HR	RBI	BB	SO	SB	CS
Alvarez, Andres	.220	110	368	53	81	13	2	20	50	64	123	21	1
Amaral, Daniel	.000	2	3	0	0	0	0	0	0	0	2	0	0
Bins, Carter	.130	14	46	5	6	4	0	1	4	4	21	2	0
Bissonette, Josh	.167	15	48	4	8	1	0	0	3	5	7	0	1
Citta, Brendt	.225	59	204	28	46	8	2	4	23	25	65	1	2
Davis, Henry	.207	31	116	19	24	8	0	4	18	12	30	3	1
Delay, Jason	.143	2	7	0	1	1	0	0	0	0	3	0	0
Finol, Claudio	.043	9	23	1	1	0	0	0	1	3	6	0	0
Fraizer, Matt	.219	116	439	56	96	18	7	6	44	35	114	18	1
Gonzales, Nick	.263	71	259	47	68	20	1	7	33	43	90	5	3
Gorski, Matt	.277	38	141	27	39	8	2	6	28	15	47	10	2
Koch, Grant	.000	4	11	1	0	0	0	0	0	1	4	0	0
Macias, Fabricio	.255	41	149	20	38	11	0	4	25	5	42	5	4
Marcano, Tucupita	.303	31	99	22	30	7	2	2	13	20	25	4	2
Matthiessen, Will	.171	11	41	4	7	1	0	2	4	1	14	0	0
Nuñez, Malcom	.286	29	105	20	30	5	0	5	21	17	27	1	0
Peguero, Liover	.259	121	483	65	125	22	5	10	58	29	111	28	6
Rodriguez, Endy	.356	31	118	27	42	14	0	8	32	18	21	1	0
Sabol, Blake	.281	98	366	61	103	23	5	14	60	38	107	9	2
Sanchez, Lolo	.231	66	212	26	49	6	0	5	24	34	40	7	2
Scott, Connor	.247	109	380	46	94	25	4	7	49	33	92	10	6
Shackelford, Aaron	.239	110	397	66	95	23	1	26	79	40	128	11	2
Shockey, Dylan	.147	24	68	4	10	3	0	0	2	7	34	1	0
Suwinski, Jack	.353	13	51	13	18	8	0	3	13	5	14	1	0
Triolo, Jared	.282	112	425	66	120	21	5	9	39	63	87	24	5
TOTALS	.248	137	4559	681	1131	250	36	143	623	517	1254	162	40

PLAYER	W-L	ERA	G	GS	CG	SHO	SV	IP	H	R	ER	HR	BB	SO
Bellomy, Bear	1-2	7.04	31	0	0	0	1	55.0	72	47	43	13	11	44
Burrows, Mike	4-2	2.94	12	12	0	0	0	52.0	38	17	17	3	19	69
Case, Brad	1-3	3.92	30	0	0	0	1	62.0	59	35	27	7	22	58
Cruz, Omar	3-3	5.03	23	5	0	0	0	62.2	61	36	35	9	28	69
Dombkowski, Nick	3-1	3.92	22	1	0	0	1	41.1	38	26	18	5	11	45
Eckelman, Matt	1-0	2.25	4	3	0	0	0	12.0	10	3	3	0	5	5
Flowers, J.C.	7-6	2.88	33	2	0	0	3	68.2	57	26	22	6	24	62
Garcia, Oliver	0-0	0.00	3	0	0	0	0	4.0	3	1	0	0	2	6
Gonzalez, Domingo	0-0	3.00	1	0	0	0	0	3.0	2	1	1	0	3	4
Jacques, Joe	1-0	0.00	2	1	0	0	0	3.0	1	0	0	0	2	4
Junker, Cameron	0-0	0.00	4	0	0	0	0	4.1	1	0	0	0	1	7
Kobos, Will	2-0	3.77	12	1	0	0	1	14.1	10	8	6	0	15	18
MacGregor, Travis	4-1	3.60	15	3	0	0	0	45.0	34	19	18	6	22	60
Matson, Zach	2-1	1.84	11	1	0	0	0	14.2	7	5	3	1	5	17
Mejia, Enmanuel	2-5	5.80	40	1	0	0	2	49.2	50	40	32	6	31	51
Melendez, Cristofer	1-0	5.23	8	1	0	0	0	10.1	7	6	6	1	9	14
Mlodzinski, Carmen	6-8	4.78	27	22	0	0	0	105.1	109	63	56	10	40	111
Nicolas, Kyle	2-4	3.97	24	22	0	0	0	90.2	71	43	40	9	47	101
Ortiz, Luis	5-9	4.64	24	23	0	0	0	114.1	100	63	59	19	34	126
Oviedo, Luis	0-0	13.50	2	0	0	0	0	1.1	3	2	2	0	1	2
Passantino, Jeff	2-2	3.92	19	3	0	0	0	41.1	45	19	18	6	11	33
Peters, Dillon	1-0	3.60	4	1	0	0	0	5.0	3	2	2	0	0	6
Priester, Quinn	4-4	2.87	15	15	0	0	0	75.1	68	30	24	4	22	75
Roberts, Austin	3-1	4.28	37	3	0	0	2	48.1	52	28	23	9	19	56
Samaniego, Tyler	3-3	3.52	24	0	0	0	10	30.2	15	13	12	2	9	23
Selby, Colin	2-2	2.20	26	1	0	0	8	32.2	27	13	8	1	14	41
Shortridge, Aaron	3-4	4.88	14	14	0	0	0	55.1	61	38	30	6	31	37
Thomas, Tahnaj	5-4	3.02	37	1	0	0	3	50.2	44	18	17	4	20	52
Toribio, Noe	3-1	1.85	15	1	0	0	0	39.0	29	11	8	2	13	46
Underwood Jr., Duane	0-0	0.00	3	0	0	0	0	4.0	3	0	0	0	1	5
TOTALS	71-66	3.97	137	137	0	5	32	1196.0	1080	613	528	129	472	1247



2023 CURVE (67-68)

Curve

PLAYER	AVG	G	AB	R	H	2B	3B	HR	RBI	BB	SO	SB	CS
Alvarez, Andres	.215	96	339	43	73	18	1	8	35	30	98	4	3
Bins, Carter	.222	25	90	12	20	4	0	3	16	8	31	1	1
Bowen, Jase	.219	8	32	6	7	3	2	0	7	1	7	2	1
Cheng, Tsung-Che	.251	66	247	35	62	11	1	4	25	17	53	13	3
Choi, Ji Man	.250	3	8	1	2	1	0	0	0	1	1	0	0
Davis, Henry	.284	41	148	25	42	7	1	10	27	32	35	7	3
Finol, Claudio	.236	42	123	20	29	5	0	3	12	16	37	4	3
Fraizer, Matt	.252	121	437	67	110	16	3	8	50	43	104	21	3
Glenn, Jackson	.274	54	219	31	60	13	3	6	30	14	46	4	1
Gonzalez, Jacob	.237	86	308	30	73	9	1	8	44	16	60	0	1
Gorski, Matt	.238	93	357	56	85	16	2	17	54	27	101	19	4
Gutierrez, Abraham	.226	33	115	11	26	5	0	3	13	16	16	1	1
Jarvis, Mike	.234	28	94	10	22	0	0	1	5	5	16	11	0
Leyba, Domingo	.343	30	102	12	35	6	0	3	20	12	12	1	0
Macias, Fabricio	.245	15	49	4	12	2	0	1	6	4	14	4	1
Maggi, Drew	.181	36	127	13	23	5	0	0	10	9	27	4	0
Marcos, Norkis	.115	10	26	2	3	0	0	0	0	2	18	2	0
Martin, Mason	.212	69	226	34	48	8	0	16	43	52	102	7	4
Matthiessen, Will	.146	24	82	6	12	2	0	0	6	10	42	0	0
Palacios, Josh	.265	8	34	6	9	2	0	0	2	2	2	1	0
Peguero, Liover	.260	69	285	50	74	20	1	11	34	32	58	19	3
Perez, Joe	.341	25	85	18	29	3	0	7	18	20	24	2	1
Sanchez, Lolo	.227	87	278	39	63	11	0	5	25	41	48	6	4
Scott, Connor	.196	74	260	28	51	14	4	3	37	25	65	10	4
Shockley, Dylan	.167	36	96	12	16	0	0	0	10	14	37	0	0
Wilson, Eli	.262	18	61	8	16	2	0	3	7	3	12	1	1
Young, Chavez	.207	60	184	15	38	7	0	2	12	25	46	19	7
TOTALS	.236	135	4412	594	1040	190	19	122	548	477	1112	163	49

PLAYER	W-L	ERA	G	GS	CG	SHO	SV	IP	H	R	ER	HR	BB	SO
Ashcraft, Braxton	0-1	1.35	8	0	0	0	0	20.0	14	6	3	0	5	23
Bellomy, Bear	3-0	6.48	12	0	0	0	0	16.2	16	13	12	3	9	16
Carey, Jack	0-0	13.50	2	0	0	0	0	2.0	5	3	3	1	1	4
Case, Brad	1-2	5.06	14	4	0	0	0	26.2	32	20	15	3	15	25
Chandler, Bubba	1-0	0.00	1	1	0	0	0	5.0	1	0	0	0	0	8
Cruz, Omar	1-4	3.94	27	1	0	0	0	48.0	39	21	21	2	30	44
Dombkowski, Nick	5-6	3.71	33	8	0	0	0	85.0	76	37	35	13	26	58
Eckelman, Matt	0-2	8.33	14	2	0	0	0	27.0	30	28	25	3	27	11
Ford, Grant	2-1	4.37	19	0	0	0	0	22.2	20	12	11	4	16	19
Franzua, Geronimo	2-2	7.08	17	0	0	0	1	20.1	24	17	16	3	7	23
Garcia, Oliver	7-3	4.27	41	0	0	0	7	46.1	43	29	22	3	33	50
Jones, Jared	1-4	2.23	10	10	0	0	0	44.1	32	11	11	3	16	47
Junker, Cameron	4-5	3.25	45	1	0	0	2	55.1	45	25	20	3	29	43
Linarez, Valentin	0-0	33.75	2	0	0	0	0	1.1	4	5	5	1	2	2
MacGregor, Travis	4-0	1.83	16	1	0	0	0	34.1	29	8	7	3	13	45
Meis, Justin	4-3	4.55	29	10	0	0	1	83.0	74	46	42	13	47	77
Miliano, Michell	0-1	4.43	11	0	0	0	0	20.1	14	10	10	1	18	12
Minaya, Juan	0-2	2.39	22	0	0	0	1	26.1	25	10	7	2	11	27
Nicolas, Kyle	3-5	4.36	12	12	0	0	0	53.2	56	34	26	8	23	63
Ogle, Braeden	0-0	4.91	29	1	0	0	2	33.0	26	21	18	6	28	36
Samaniego, Tyler	2-1	5.51	41	1	0	0	6	47.1	51	31	29	2	23	54
Shortridge, Aaron	11-8	5.01	29	17	2	0	0	138.1	157	86	77	19	49	118
Skenes, Paul	0-0	13.50	2	2	0	0	0	2.2	4	4	4	0	2	5
Solometo, Anthony	2-4	4.35	12	12	0	0	0	51.2	49	27	25	6	14	50
Sullivan, Sean	8-4	3.88	24	21	1	0	0	113.2	106	53	49	13	38	97
Sulser, Beau	0-1	3.86	4	4	0	0	0	14.0	12	7	6	2	2	12
Thomas, Tahnaj	4-2	4.87	36	1	0	0	3	44.1	40	29	24	5	30	26
Toribio, Noe	2-3	3.79	34	0	0	0	3	57.0	48	25	24	6	27	68
Wolf, Jackson	0-4	4.25	8	8	0	0	0	36.0	32	18	17	5	10	30
TOTALS	67-68	4.32	135	135	3	10	26	1176.1	1104	636	564	133	551	1093



PLAYER	AVG	G	AB	R	H	2B	3B	HR	RBI	BB	SO	SB	CS
Acuna, Francisco	.290	15	31	2	9	3	0	0	3	6	6	1	0
Beer, Seth	.281	55	199	19	56	7	2	4	21	18	48	1	0
Bins, Carter	.193	66	212	34	41	8	1	8	18	29	87	6	1
Bowen, Jase	.241	110	407	57	98	17	2	10	43	29	106	22	8
Cheng, Tsung-Che	.218	126	422	64	92	19	0	11	54	61	117	16	7
Cimillo, Nick	.224	44	161	17	36	9	1	4	23	22	32	1	0
Davis, Henry	.000	2	6	1	0	0	0	0	0	2	5	0	0
Dixon, Brenden	.188	64	197	23	37	6	0	8	30	24	69	6	0
Fajardo, Yoyner	.300	63	220	40	66	10	3	0	20	35	37	17	5
Fraizer, Matt	.240	56	192	25	46	7	1	5	21	20	59	10	3
Glenn, Jackson	.192	73	224	28	43	9	0	4	20	19	75	2	2
Gonzalez, Eduardo (Tres)	.239	95	322	34	77	9	1	0	24	28	75	10	8
Gutierrez, Abraham	.251	44	171	15	43	10	1	0	20	7	29	2	1
Harrison, Kalae	.187	4	12	1	2	0	0	0	0	0	3	0	1
Hendrie, Wyatt	.254	20	63	8	16	4	0	1	13	4	16	4	0
Jarvis, Mike	.103	27	87	7	9	3	0	1	2	9	31	4	1
Johnson, Termarr	.229	14	48	9	11	2	0	2	8	7	11	2	1
Kiner-Falefa, Isiah	.500	1	4	1	2	1	0	0	0	0	0	0	0
McAdoo, Charles	.269	27	104	13	28	6	1	5	11	13	29	3	0
Perez, Joe	.230	62	230	20	53	11	2	6	38	22	78	2	0
Peterson, Dustin	.220	45	159	18	35	6	0	5	23	17	51	2	2
Pichardo, Kervin	.252	118	421	57	106	14	2	11	49	27	128	8	4
Planchart, Geovanny	.222	3	9	2	2	0	0	0	1	3	2	0	0
Rodriguez, Endy	.208	6	24	4	5	1	0	0	1	1	6	0	0
Scott, Connor	.160	24	81	8	13	2	0	0	5	5	25	0	1
Shackelford, Aaron	.216	23	88	9	19	3	1	4	14	3	34	1	1
Shockley, Dylan	.167	11	24	0	4	0	0	0	1	0	8	0	0
Siani, Sammy	.254	96	351	49	89	13	6	5	36	35	81	14	5
Wilson, Eli	.164	25	67	7	11	1	0	3	6	7	20	3	1
TOTALS	.231	138	4536	572	1049	181	24	97	505	453	1268	137	52

HISTORY/RECORDS

PLAYER	W-L	ERA	G	GS	CG	SHO	SV	IP	H	R	ER	HR	BB	SO
Ashcraft, Braxton	2-2	3.69	11	10	1	0	0	53.2	51	24	22	6	8	63
Barco, Hunter	0-1	2.25	2	2	0	0	0	4.0	2	1	1	0	0	6
Bednar, David	0-0	0.00	1	0	0	0	0	1.0	0	0	0	0	0	1
Borucki, Ryan	0-0	5.40	3	0	0	0	0	3.1	3	2	2	0	2	3
Carey, Jack	6-3	3.75	30	0	0	0	8	50.1	52	25	21	6	23	43
Case, Brad	4-1	3.19	17	1	0	0	0	36.2	41	15	13	2	9	21
Chandler, Bubba	6-7	3.70	19	16	0	0	1	80.1	55	36	33	7	26	94
Chapman, Emmanuel	2-2	3.57	24	7	0	0	0	63.0	47	27	25	3	26	57
Chen, Po-Yu	4-10	4.03	27	25	0	0	0	134.0	130	68	60	12	43	96
Deese, Jaycob	0-0	4.82	5	1	0	0	0	9.1	14	5	5	1	4	3
Dixon, Brenden	0-0	0.00	2	0	0	0	0	1.1	2	0	0	0	0	0
Dombkowski, Nick	4-4	3.17	16	7	0	0	1	48.1	38	21	17	5	15	39
Fellows, Drake	2-5	5.74	17	10	0	0	0	53.1	52	36	34	6	26	49
Flowers, J.C.	1-1	3.44	27	0	0	0	0	49.2	30	23	19	1	30	43
Ford, Grant	4-3	3.95	35	2	0	0	0	57.0	56	31	25	2	32	58
Garcia, Darwin	0-1	9.00	1	0	0	0	0	1.0	1	4	1	0	3	1
Gau, Chris	0-4	3.47	11	5	0	0	1	23.1	22	13	9	3	8	20
Harrington, Thomas	2-2	2.24	13	12	0	0	0	68.1	58	25	17	4	10	74
Junker, Cameron	0-3	13.19	15	0	0	0	2	14.1	19	24	21	2	21	12
Linares, Valentin	1-2	6.46	17	0	0	0	0	30.2	33	25	22	5	19	28
Mattson, Isaac	2-1	3.27	8	0	0	0	1	11.0	9	4	4	1	5	13
McClure, Kade	0-0	18.00	2	0	0	0	0	2.0	5	4	4	0	1	1
Meis, Justin	3-1	6.44	37	0	0	0	2	64.1	70	49	46	9	36	72
Melendez, Cristofer	1-0	18.00	2	0	0	0	0	2.0	6	4	4	0	2	4
Nielson, Cy	3-1	6.55	13	0	0	0	0	22.0	23	17	16	2	14	28
Perachi, Dominic	1-2	6.15	10	8	0	0	1	41.0	54	30	28	4	23	40
Peralta, Luis	0-0	1.86	7	0	0	0	2	9.2	9	2	2	1	3	14
Randall, Scott	0-0	0.00	1	1	0	0	0	4.0	3	0	0	0	0	3
Samaniego, Tyler	0-0	3.57	13	0	0	0	1	17.2	17	7	7	1	7	22
Solometo, Anthony	1-7	5.98	20	17	0	0	0	58.2	60	41	39	7	35	46
Sullivan, Sean	2-5	3.84	15	13	0	0	1	72.2	70	34	31	6	22	57
Sulser, Beau	0-0	0.00	1	0	0	0	0	4.0	2	0	0	0	1	3
Townsend, Blake	1-0	2.00	5	0	0	0	0	9.0	4	2	2	0	2	6
Wilson, Eli	0-0	0.00	1	0	0	0	0	1.0	0	0	0	0	0	1
Woods, Jaden	3-3	4.93	20	1	0	0	3	34.2	34	21	19	3	17	43
Yean, Eddy	7-5	3.45	46	0	0	0	5	73.0	76	35	28	6	21	65
TOTALS	62-76	4.29	138	138	1	8	29	1209.2	1148	655	577	105	494	1129



EASTERN LEAGUE



Infielder Termarr Johnson enters the 2025 season ranked as the No. 4 Prospect in the Pittsburgh Pirates minor league system according to MLB.com.
(Rob Lynn / Altoona Curve)

LEAGUE INFORMATION

League Name Eastern League
Year Founded 1923



DIVISIONAL ALIGNMENT

SOUTHWEST

Akron RubberDucks
Altoona Curve
Chesapeake Baysox
Erie SeaWolves
Harrisburg Senators
Richmond Flying Squirrels

NORTHEAST

Binghamton Rumble Ponies
Hartford Yard Goats
New Hampshire Fisher Cats
Portland Sea Dogs
Reading Fightin Phils
Somerset Patriots

2025 EASTERN LEAGUE MILEAGE CHART

	AKR	ALT	BNG	CHE	ERI	HAR	HFD	NHM	POR	REA	RIC	SOM
Akron	-	197	385	361	125	306	531	676	740	353	417	422
Altoona	197	-	223	186	199	121	370	514	578	179	263	260
Binghamton	385	223	-	298	266	182	226	295	403	153	400	159
Chesapeake	361	186	298	-	379	115	328	467	531	134	119	193
Erie	125	199	266	379	-	268	488	575	640	316	449	416
Harrisburg	306	121	182	115	268	-	281	420	484	62	217	141
Hartford	539	378	232	328	485	295	-	134	198	243	447	170
New Hampshire	676	514	295	467	575	420	133	-	99	378	588	300
Portland	740	578	403	531	640	484	208	99	-	443	653	368
Reading	353	179	153	134	316	62	237	378	443	-	254	92
Richmond	417	263	400	119	449	217	446	588	653	254	-	311
Somerset	422	260	159	193	416	141	170	300	368	92	311	-

2025 SCHEDULE & PLAYOFF FORMAT

Schedule 138 games
Opening Day April 4
Final Day of the First Half June 22
First Day of the Second Half June 24
Last Game September 14
Roster Limit 28

Playoff Format

- Team with the best record in each division after play on June 22 will be declared First Half Champion and qualify for the postseason.
- Team with the best record in each division in the second half of the season, beginning on June 24 and ending on September 14 will be declared Second Half Champion and meet the First Half Champion in a best-of-three series.
- Should the winner of the Second Half in any division be the same as the winner of the First Half, the playoff qualifier will go to the team with the next best overall record for the season.
- Winners of each Divisional Series will meet in a best-of-three Championship Series. The first half winner hosts games two and three of the Divisional Series.

League Statistician
MLB Advanced Media
75 Ninth Ave., 5th Floor
New York, NY 10011

Statistical Minimums
Batting Title (383 minimum PA)
ERA Title (114 minimum IP)

2024 EASTERN LEAGUE RECAP

SOUTHWEST DIVISION					NORTHEAST DIVISION				
CLUB	W	L	PCT	GB	CLUB	W	L	PCT	GB
Akron RubberDucks **	80	58	.580	--	Portland Sea Dogs	78	60	.565	--
Erie SeaWolves*	77	58	.570	1.5	Hartford Yard Goats*	76	60	.559	1.0
Harrisburg Senators	68	70	.493	12.0	Somerset Patriots**	75	62	.547	2.5
Richmond Flying Squirrels	64	74	.464	16.0	Binghamton Rumble Ponies	69	67	.507	8.0
Bowie Baysox	62	75	.453	17.5	Reading Fightin Phils	59	78	.431	18.5
Altoona Curve	62	76	.449	18.0	New Hampshire Fisher Cats	52	84	.382	25.0
* First Half Champion					** Second Half Champion				

SOUTHWEST DIVISION SERIES

Erie defeated Akron, 2-1

EL CHAMPIONSHIP SERIES

Erie defeated Somerset, 2-0

NORTHEAST DIVISION SERIES

Somerset defeated Hartford, 2-0

Erie tossed combined one-hitter in Game One.

Austin Bergner tossed 12 scoreless innings in postseason with 17 K's.

Spencer Jones had game-winning RBI in 10th inning of clincher.

2024 EASTERN LEAGUE POST-SEASON ALL STARS

2024 E.L. SEASON-ENDING AWARDS & HONORS

Catcher	Agustin Ramirez (Somerset)
First Base	Carson Taylor (Reading)
Second Base	Hao-Yu Lee (Erie)
Shortstop	Marcelo Mayer (Portland)
Third Base	Gage Workman (Erie)
Outfield	Roman Anthony (Portland)
Outfield	Spencer Jones (Somerset)
Outfield	Gabriel Rincones Jr. (Reading)
Designated Hitter	Kyle Teel (Portland)
Utility	Kristian Campbell (Portland)
Starter	Brandon Sproat (Binghamton)
Starter	Jackson Jobe (Erie)
Starter	Brad Lord (Harrisburg)
Starter	Parker Messick (Akron)
Reliever	Eric Pardo (New Hamp.)
Reliever	Andrew Walters (Akron)

Manager of the Year	Bobby Meacham (Hartford)
Most Valuable Player	Kristian Campbell (Portland)
Pitcher of the Year	Brandon Sproat (Binghamton)
Top MLB Prospect	Samuel Basallo (Bowie)



Pittsburgh-native David Bednar tossed a scoreless inning on rehab with the Curve on July 9, 2024 (Rob Lynn / Altoona Curve)

PIRATES' LONGEST, UNINTERRUPTED AFFILIATIONS

The Curve have been the Double-A affiliate of the Pittsburgh Pirates since the franchise started play in 1999. The relationship officially began on September 15, 1998 with the announcement of the first Player Development Contract between the two organizations. Located just 85 miles (as the crow flies) from PNC Park, Altoona's 26-year relationship with the Pirates is the longest-running, uninterrupted minor league affiliate in the 140-year history of the Pittsburgh Pirates. In December of 2020, the two teams announced the extension of their relationship through a brand new 10-year Player Development License created by Major League Baseball. Below is a complete list of Pirates minor league affiliations to last ten seasons or longer.

CLUB	YEARS	CLASS	LEAGUE	CLUB	YEARS	CLASS	LEAGUE
Altoona Curve	26 (1999-pres.)	AA	Eastern	Columbus Jets	14 (1957-1970)	AAA	International
Indianapolis Indians	20 (2005-pres.)	AAA	International	Albany Senators	11 (1940-1950)	A	Eastern
Salem Rebels/Pirates	17 (1964-1980)	A	Carolina	Augusta Pirates/GreenJackets	11 (1988-1998)	A	South Atlantic
Bradenton Marauders	16 (2010-pres.)	A	Florida State Lg	Hickory Crawdads	10 (1999-2008)	A	South Atlantic
Lynchburgh Hillcats	15 (1995-2009)	A-Adv.	Carolina	West Virginia Power	10 (2009-2018)	A	South Atlantic

Salem, Va. is the only city to host a Pirates affiliate for more total seasons than Altoona. Salem was an affiliate at three different levels for 28 years combined over two different stints (1964-80 & 1990-94). The Salem Rebels (renamed the Pirates in 1972 after Pittsburgh's 1971 World Series title) were the Rookie-level affiliate from 1964-67, then moved up to full-season Class A in 1968 and remained through 1980. After three years as an affiliate of the San Diego Padres and three more with the Texas Rangers, Salem returned to Pirates affiliation in 1987 and were re-named the Buccaneers. The Carolina League became Class A-Advanced in 1990 and Salem remained an affiliate through 1994 before the Pirates moved on to Lynchburg prior to the 1995 campaign.

EASTERN LEAGUE PLAYER OF THE WEEK

1999	Adam Hyzdu	July 26-August 1	2012	Starling Marte	August 8-15
2000	Adam Hyzdu	May 15-21	2012	Adalberto Santos	July 23-30
	Rob Mackowiak	June 3-9	2013	Alex Dickerson	July 8-15
	Darren Burton	August 14-20		Alex Dickerson	July 22-29
2001	J.R. House	June 11-17	2014	Keon Broxton	August 18-25
2002	J.J. Davis	July 22-28	2015	Max Moroff	April 20-27
	Kevin Sefcik	August 5-11		Josh Bell	April 27-May 4
2003	Josh Bonifay	April 28-May 4	2016	Austin Meadows	May 30-June 5
	Kevin Nicholson	June 9-15		Barrett Barnes	August 8-14
2004	Yurendell DeCaster	June 14-20		Barrett Barnes	August 22-28
	Josh Bonifay	June 28-July 5		Barrett Barnes	Aug. Player of the Month
	Nate McLouth	August 9-15	2017	Jordan Luplow	May 29-June 4
2005	Josh Bonifay	May 9-15	2018	Jason Martin	May 7-13
2006	Vic Buttlir	May 8-14		Will Craig	June 11-17
2007	Steven Pearce	June 25-July 1	2019	Hunter Owen	April 22-28
	Jason Delaney	July 16-22		Logan Hill	August 12-18
2008	James Boone	April 14-21			
2011	Jordy Mercer	June 13-20			

EASTERN LEAGUE PITCHER OF THE WEEK

1999	Paul Ah Yat	April 19-25	2012	Phil Irwin	July 23-30
	Bronson Arroyo	June 7-13		Jameson Taillon	August 20-27
2000	Steve Sparks	May 29-June 4	2014	Adrian Sampson	July 14-21
2001	Mike Gonzalez	July 2-8	2015	Tyler Glasnow	July 13-20
	Justin Reid	July 16-22		Steven Brault	July 27-August 3
2002	John Grabow	August 5-11	2016	Brandon Waddell	June 20-26
2004	Ian Snell	April 26-May 2	2017	Austin Coley	August 28-Sept. 4
	Landon Jacobsen	June 14-20	2018	Mitch Keller	May 14-20
2005	Hansel Izquierdo	July 25-31		Eduardo Vera	August 20-26
2006	Mike Connolly	May 22-28	2019	James Marvel	April 15-21
	Shane Youman	June 26-July 2		Domingo Robles	August 26-September 2
2007	Luis Munoz	May 7-13	2021	Roansy Contreras	May 18-25
	Luis Munoz	August 27-Sept. 3	2022	Mike Burrows	May 23-29
2008	Yoslan Herrera	June 2-9		Quinn Priester	September 5-11
2010	Jared Hughes	May 10-17	2024	Bubba Chandler	June 17-23
	Tim Alderson	May 24-June 1		Thomas Harrington	July Pitcher of the Month
	Justin Wilson	August 9-16			
2011	Aaron Thompson	April 7-18			

EL MOST VALUABLE PLAYER

1999	Adam Hyzdu
------	------------

EL PITCHER OF THE YEAR

2003	Sean Burnett
------	--------------

EL ROOKIE OF THE YEAR

2011	Starling Marte
2013	Alex Dickerson

EL MANAGER OF THE YEAR

2010	Matt Walbeck
------	--------------

EL ALL-STAR GAME MVP

2004	Jeff Keppinger
2006	Brett Roneberg
2010	Chase d'Arnaud
2011	Brock Holt

EL POSTSEASON MVP

2010	Justin Wilson
2017	Mitch Keller

MiLB RAWLINGS GOLD GLOVE AWARD

2017	Edwin Espinal, 1B
2018	Ke'Bryan Hayes, 3B

EASTERN LEAGUE CHAMPIONS

1923	Williamsport Billies	1958	Binghamton Triplets	1993	Harrisburg Senators
1924	Williamsport Grays	1959	Springfield Giants	1994	Binghamton Mets
1925	York White Roses	1960	Williamsport Grays/Springfield Giants	1995	Reading Phillies
1926	Scranton Miners	1961	Springfield Giants	1996	Harrisburg Senators
1927	Harrisburg Senators	1962	Elmira Pioneers	1997	Harrisburg Senators
1928	Harrisburg Senators	1963	Charleston Indians	1998	Harrisburg Senators
1929	Binghamton Triplets	1964	Elmira Pioneers	1999	Harrisburg Senators
1930	Wilkes-Barre Barons	1965	Pittsfield Red Sox	2000	New Haven Ravens
1931	Harrisburg Senators	1966	Elmira Pioneers	2001	New Britain Rock Cats/Reading Phillies
1932	Wilkes-Barre Barons	1967	Binghamton Triplets	2002	Norwich Navigators
1933	Binghamton Triplets	1968	Reading Phillies	2003	Akron Aeros
1934	Williamsport Grays	1969	York Pirates	2004	New Hampshire Fisher Cats
1935	Binghamton Triplets	1970	Waterbury Pirates	2005	Akron Aeros
1936	Scranton Miners	1971	Elmira Royals	2006	Portland Sea Dogs
1937	Elmira Pioneers	1972	West Haven Yankees	2007	Trenton Thunder
1938	Elmira Pioneers	1973	Reading Phillies	2008	Trenton Thunder
1939	Scranton Red Sox	1974	Thetford Mines Pirates	2009	Akron Aeros
1940	Binghamton Triplets	1975	Bristol Red Sox	2010	Altoona Curve
1941	Elmira Pioneers	1976	West Haven Yankees	2011	New Hampshire Fisher Cats
1942	Scranton Red Sox	1977	West Haven Yankees	2012	Akron Aeros
1943	Elmira Pioneers	1978	Bristol Red Sox	2013	Trenton Thunder
1944	Binghamton Triplets	1979	West Haven Yankees	2014	Binghamton Mets
1945	Albany Senators	1980	Holyoke Millers	2015	Bowie Baysox
1946	Scranton Red Sox	1981	Bristol Red Sox	2016	Akron RubberDucks
1947	Utica Blue Sox	1982	West Haven A's	2017	Altoona Curve
1948	Scranton Red Sox	1983	New Britain Red Sox	2018	New Hampshire Fisher Cats
1949	Binghamton Triplets	1984	Vermont Reds	2019	Trenton Thunder
1950	Wilkes-Barre Barons	1985	Vermont Reds	2021	Akron RubberDucks
1951	Scranton Red Sox	1986	Vermont Reds	2022	Somerset Patriots
1952	Binghamton Triplets	1987	Harrisburg Senators	2023	Erie SeaWolves
1953	Binghamton Triplets	1988	Albany-Colonie Yankees	2024	Erie SeaWolves
1954	Albany Senators	1989	Albany-Colonie Yankees		
1955	Allentown Cardinals	1990	London Tigers		
1956	Schenectady Blue Jays	1991	Albany-Colonie Yankees		
1957	Reading Indians	1992	Binghamton Mets		

ALTOONA CURVE MID-SEASON ALL-STARS

1999 (Mobile, Ala.)	Kevin Haverbusch (3B)
2000 (Bowie, Md.)	Sam McConnell (LHP)
2001 (Round Rock, Texas)	J.R. House (C)
2002 (Norwich, Conn.)	Shawn Garrett (OF), Chris Spurling (RHP)
2003 (New Britain, Conn.)	Sean Burnett (LHP), Jose Castillo (2B), Shawn Garrett (OF), Mike Johnston (LHP)
2004 (Bowie, Md.)	Bryan Bullington (RHP), Chris Duffy (OF), Jeff Keppinger (2B), Ian Snell (RHP)
2005 (Portland, Maine)	Jose Bautista (3B), Josh Bonifay (1B), Brady Borner (LHP), Rajai Davis (OF)
2006 (Altoona, Pa.)	Tom Gorzelanny (LHP)
2007 (Norwich, Conn.)	Vic Buttler (OF), Landon Jacobsen (RHP), Brandon Knight (RHP), Simon Pond (1B)
2008 (Manchester, N.H.)	Brett Roneberg (OF), Shane Youman (LHP)
2009 (Trenton, N.J.)	Dave Davidson (LHP) Luis Munoz (RHP), Steven Pearce (1B), Brian Peterson (C)
2010 (Harrisburg, PA)	Matt Peterson (RHP), Neil Walker (3B)
2011 (Manchester, N.H.)	Pat Bresnehan (RHP), Jason Delaney (1B), Shelby Ford (2B)^, Yoslan Herrera (RHP)*
2012 (Reading, Pa.)	Josh Shortlef (LHP)
2013 (New Britain, Conn.)	Jason Delaney (OF), Brian Friday (SS), Daniel Moskos (LHP)
2014 (Altoona, Pa.)	Chase d'Arnaud (SS), Hector Gimenez (C), Matt Hague (1B), Derek Hankins (RHP)
2015 (Portland, Maine)	Josh Harrison (INF), Rudy Owens (LHP)
2016 (Akron, Ohio)	Jeremy Farrell (3B), Brock Holt (2B), Jeff Locke (LHP), Starling Marte (CF)
2017 (Manchester, N.H.)	Aaron Pribanic (RHP)
2018 (Trenton, N.J.)	Vic Black (RHP), Ramon Cabrera (C), Brandon Cumpton (RHP), Brock Holt (SS)
2019 (Richmond, Va.)	Jarek Cunningham (2B), Ethan Hollingsworth (RHP), Casey Sadler (RHP)^
2020 (No game or selections made)	Adalberto Santos (3B), Jameson Taillon (RHP)%
2021 (No game or selections made)	Ryan Beckman (RHP), Elias Diaz (C), Willy Garcia (OF), Alen Hanson (SS)
2022 (No game or selections made)	Kenn Kasperek (RHP), Drew Maggi (IF/OF), Adrian Sampson (RHP)
2023 (No game or selections made)	Josh Bell (1B), Adam Frazier (SS), Max Moroff (2B)
2024 (No game or selections made)	Dan Gamache (INF), Jason Creasy (RHP)
	Edwin Espinal (1B), Harold Ramirez (OF), Tyler Eppler (RHP), Jared Lakind (LHP)
	Wyatt Mathisen (3B), Jordan Luplow (OF)**
	Edwin Espinal (1B), Alex McRae (RHP)
	Kevin Kramer (2B)^, Montana DuRapau (RHP)
	Will Craig (1B), Ke'Bryan Hayes (3B), Taylor Hearn (LHP), Sean Keselica (LHP)
	Jason Delay (C), James Marvel (RHP)**
	Beau Sulser (RHP), Pedro Vasquez (RHP)

* = Selected to play but did not because of a promotion to Pittsburgh

** = Selected to play but did not because of a promotion to Triple-A Indianapolis

^ = Selected to play but did not because of an injury

% = Did not play

NOTE: From 1999-02 Curve players participated in the Double-A All-Star Game, which included players from the Eastern, Southern and Texas Leagues. The Eastern League began holding its own All-Star Game in 2003.

ALTOONA CURVE POST-SEASON ALL-STARS

2000	Wilson Guzman, LHP	2007	Matt Peterson, RHP	2018	Will Craig, 1B
	Adam Hyzdu, OF	2010	Hector Gimenez, C		Ke'Bryan Hayes, 3B
	Sam McConnell, LHP		Rudy Owens, LHP	2019	Jared Oliva, OF
2002	Tony Alvarez, OF	2011	Starling Marte, OF	2021	Mason Martin, 1B
	Carlos Rivera, 1B	2012	Brock Holt, UTL		Oneil Cruz, SS
2003	Sean Burnett, LHP	2013	Alex Dickerson, OF		
2004	Jeff Keppinger, 2B	2014	Elias Diaz, C		
	Ronny Paulino, C		Adrian Sampson, RHP		
	Ian Snell, RHP	2015	Max Moroff, 2B		
2005	Jose Bautista, 3B	2016	Erich Weiss, 2B		
2006	Vic Buttler, OF		Eric Wood, 3B		
	Shane Youman, LHP	2017	Edwin Espinal, 1B		

ALL-STAR SELECTIONS BY YEAR

1999	1	2006	6	2013	5	2021	0
2000	1	2007	6	2014	7	2022	0
2001	1	2008	5	2015	5	2023	0
2002	2	2009	3	2016	4	2024	0
2003	5	2010	6	2017	6		
2004	4	2011	5	2018	4		
2005	5	2012	4	2019	4		



300 South Main Street
Akron, OH 44308
Phone: (330) 253-5151
Fax: (330) 253-3300
akronrubberducks.com
@AkronRubberDuck



TEAM INFORMATION/PERSONNEL

First Year 1997
Affiliation Cleveland Guardians (1997)
League Titles 6 ('03, '05, '09, '12, '16, '21)
Last Playoff Appearance 2023 (Lost in Division Series)
2024 Record 80-58 (1st - Southwest Div.)
2024 Attendance 265,008 (8th)

Chief Executive Officer Ken Babby
General Manager Jim Pfander
Media Contact Jimmy Farmer
Broadcasters Marco LaNave, Jim Clark

Manager Greg Dizenzo (2nd season)
Pitching Coach Kevin Erminio
Pitching Coach Michael Poole
Hitting Coach Jordan Becker
Hitting Coach Ian Forster
Development Coach Seth Caddell
Athletic Trainer Derrik Diaz
Strength Coach Mo Cuevas
Curve Hotel in Akron Fairfield Inn & Suites Akron Fairlawn
..... 208 Springside Dr.
..... Akron, OH 44333
..... PH: (310) 665-0641

2025 SERIES (21)

at Altoona (9)

at Akron (12)

April 29 (Tues.).. 6:00 p.m. April 8 (Tues.).... 6:35 p.m.
April 30 (Wed.).. 6:00 p.m. April 9 (Wed.).... 6:35 p.m.
May 1 (Thur.).... 11:00 a.m. April 10 (Thur.)... 6:35 p.m.
May 2 (Fri.)..... 6:00 p.m. April 11 (Fri.).... 7:05 p.m.
May 3 (Sat.)..... 4:00 p.m. April 12 (Sat.).... 6:05 p.m.
May 4 (Sun.)..... 1:00 p.m. April 13 (Sun.)... 1:05 p.m.


July 18 (Fri.)..... 6:30 p.m. May 20 (Tues.).. 11:05 a.m.
July 19 (Sat.)..... 6:00 p.m. May 21 (Wed.).... 6:35 p.m.
July 20 (Sun.).... 6:00 p.m. May 22 (Thur.).... 6:35 p.m.
May 23 (Fri.).... 7:05 p.m.
May 24 (Sat.).... 7:05 p.m.
May 25 (Sun.).... 1:05 p.m.

CURVE vs. AKRON SERIES INFO

All-Time vs. Akron 241-285
at Altoona 137-141
at Akron 104-144
Postseason vs. Akron 7-15
2024 vs. Akron 4-17
at Altoona 1-11
at Akron 3-6
Best Record vs. Akron 16-4 (2004)
Worst Record vs. Akron 4-17 (2024)
Largest Margin of Victory 14 (4/20/06, 18-4)
Largest Margin of Defeat 12 (8/6/04, 16-4)
Longest Winning Streak 7, June 4-24, 2004
Longest Losing Streak ... 10, 2x, last April 6-May 16, 2024

CANAL PARK

Ballpark Canal Park
Capacity 7,630
Year Opened 1997
Fence Height LF-CF: 11.5', CF-RF: 12'/40', RF: 8'



HEAD-TO-HEAD RECORDS

YEAR	OVERALL	HOME	AWAY	PCT.
1999	12-10	7-5	5-5	.545
2000	9-11	5-5	4-6	.450
2001	9-11	5-5	4-6	.450
2002	6-14	4-6	2-8	.300
2003	9-11	4-6	5-5	.450
2004	16-4	8-2	8-2	.800
2005	6-13	4-9	2-4	.316
2006	12-12	8-4	4-8	.500
2007	10-11	6-4	4-7	.476
2008	10-14	8-5	2-9	.417
2009	7-17	3-11	4-6	.292
2010	13-6	7-2	6-4	.684
2011	9-11	6-5	3-6	.450
2012	7-14	6-5	1-9	.333
2013	9-13	3-8	6-5	.409
2014	6-14	3-7	3-7	.300
2015	10-12	6-6	4-6	.455
2016	9-12	6-5	3-7	.429
2017	10-10	5-5	5-5	.500
2018	12-10	7-3	5-7	.545
2019	14-4	8-3	6-1	.778
2021	11-13	6-6	5-7	.458
2022	11-13	5-7	6-6	.458
2023	10-8	6-6	4-2	.555
2024	1-11	1-11	3-6	.190
TOTALS	241-285	137-141	104-144	.458

SERIES SWEEPS

Last by Altoona at Altoona	Last by Altoona at Akron
2-game.... 4/26-27/10	2-game..... N/A
3-game.... 4/13-15/17	3-game.... 4/19-21/10
4-game.... 8/26-29/19	4-game..... 4/4-7/19
6-game..... N/A	6-game..... N/A
Last by Akron at Altoona	Last by Akron at Akron
2-game..... N/A	2-game.... 4/13-15/09
3-game.... 9/1-3/09	3-game.... 4/21-23/17
4-game.... 5/22-25/17	4-game.... 5/19-22/08
6-game.... 4/23-28/24	6-game..... N/A

BINGHAMTON RUMBLE PONIES

Curve



211 Henry Street
Binghamton, NY 13901
Phone: (607) 723-6387
Fax: (607) 723-7779
bingrp.com
@RumblePoniesBB



TEAM INFORMATION/PERSONNEL

First Year1992
Affiliation..... New York Mets (1992)
League Titles 3 ('92, '94, '14)
Last Playoff Appearance.....2017 (Lost ELDS)
2023 Record..... 74-61 (2nd - Northeast Div.)
2024 Attendance 146,061 (12th)

Ownership... David Sobotka - Southpaw Resources LLC
General Manager..... Richard Tylicki
Media Contact..... Jacob Wilkins
Broadcasters..... Jacob Wilkins, Matt Levine

ManagerReid Brignac (4th season)
Pitching Coach Dan McKinney
Hitting Coach..... Nate Irving
Bench Coach..... Mariano Duncan
Asst. Hitting Coach..... Aaron Bray
Athletic Trainer..... Vaness Weisbach
Performance Coach..... Trent McMaster

Curve Hotel in Binghamton.....Holiday Inn Downtown Binghamton
.....2-8 Hawley St.
..... Binghamton NY 13901
.....PH: (607) 722-1212

2025 SERIES (6)

at Altoona (0)

at Binghamton (6)

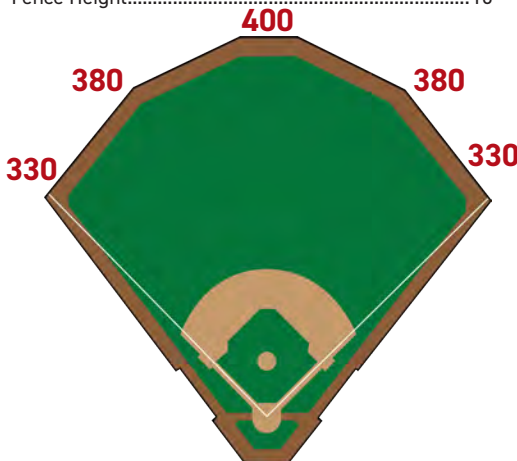
July 8 (Tues.)..... 6:07 a.m.
July 9 (Wed.) 6:07 p.m.
July 10 (Thur.)..... 6:07 p.m.
July 11 (Fri.) 7:05 p.m.
July 12 (Sat.) 6:07 p.m.
July 13 (Sun.) 1:05 p.m.

CURVE vs. BINGHAMTON SERIES INFO

All-Time vs. Binghamton 120-94
at Altoona 61-45
at Binghamton 59-49
Postseason vs. Binghamton N/A
2023 vs. Binghamton 5-1
at Altoona 5-1
at Binghamton 0-0
Best Record vs. Binghamton..... 8-1 (2018)
Worst Record vs. Binghamton..... 2-6 (2008)
Largest Margin of Victory..... 12, (8/29/16, 13-1)
Largest Margin of Defeat..... 11 (5/29/00, 11-0)
Longest Winning Streak 10, June 8, 2005-May 14, 2006
Longest Losing Streak 6, May 30-July 2, 2013

MIRABITO STADIUM

Ballpark.....Mirabito Stadium
Capacity.....6,012
Year Opened1992
Fence Height.....10'



HEAD-TO-HEAD RECORDS

YEAR	OVERALL	HOME	AWAY	PCT.
1999	4-3	1-2	3-1	.571
2000	2-5	2-2	0-3	.286
2001	3-4	1-2	2-2	.429
2002	4-3	3-0	1-3	.571
2003	6-2	3-1	3-1	.750
2004	4-2	3-1	1-1	.667
2005	7-3	6-1	1-2	.700
2006	4-3	4-0	0-3	.571
2007	3-6	1-2	2-4	.333
2008	2-6	1-3	1-3	.250
2009	4-4	2-2	2-2	.500
2010	5-5	1-3	4-2	.500
2011	6-4	2-1	4-3	.600
2012	6-4	1-2	5-2	.600
2013	5-10	2-4	3-6	.333
2014	4-6	3-4	1-2	.400
2015	5-5	3-3	2-2	.500
2016	10-6	5-5	5-1	.625
2017	3-3	2-1	1-2	.500
2018	8-1	3-1	5-0	.889
2019	6-4	3-2	3-2	.600
2021	9-3	4-2	5-1	.750
2022	5-1	0-0	5-1	.833
2023	5-1	5-1	0-0	.833
2024	0-0	0-0	0-0	.000
TOTALS	120-94	61-45	59-49	.560

SERIES SWEEPS

Last by Altoona at Altoona	Last by Altoona at Bing.
2-game..... N/A	2-game.... 6/14-15/19
3-game....5/17-19/02	3-game.... 6/12-14/18
4-game.... 5/12-14/06	4-game..... N/A
6-game..... N/A	6-game..... N/A
Last by Bing. at Altoona	Last by Bing. at Bing.
2-game..... N/A	2-game..... N/A
3-game.....6/7-9/13	3-game.... 5/19-21/06
4-game..... N/A	4-game..... N/A
6-game..... N/A	6-game..... N/A



4101 NE Crain Highway
Bowie, MD 20716
Phone: (301) 805-6000
Fax: (301) 464-4911
baysox.com
@BaysoxOfficial



TEAM INFORMATION/PERSONNEL

First Year 1993
Affiliation Baltimore Orioles (1993)
League Titles 1 (2015)
Last Playoff Appearance 2021 (Lost in Champ Series)
2024 Record 62-75 (5th - Southwest)
2024 Attendance 234,807 (10th)

Ownership Maryland Baseball Holding, LLC.
General Manager Brian Shallcross
Media Contact Andre Magaro
Broadcasters Andre Magaro, Gareth Kwok

Manager Roberto Mercado (2nd season)
Pitching Coach Jordie Henry
Hitting Coach Josh Bunselmeyer
Fundamentals Coach Chase Sebby
Development Coach Calvin Christiansen
Athletic Trainer Julio Ibarra
Strength and Conditioning Coach Chris Frosch

Curve Hotel in Bowie Crowne Plaza Annapolis
..... 173 Jennifer Road
..... Annapolis, MD 21401
..... PH: (410) 266-3131

2025 SERIES (21)

at Altoona (9)

at Chesapeake (12)

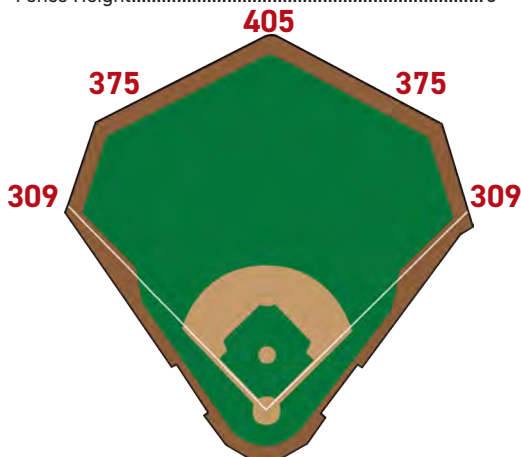
April 4 (Fri.) 6:00 p.m. April 22 (Tues.)... 6:05 p.m.
April 5 (Sat.) 4:00 p.m. April 23 (Wed.) . 11:05 a.m.
April 6 (Sun.) 1:00 p.m. April 24 (Thur.)... 6:35 p.m.
..... April 25 (Fri.) 7:05 p.m.
Aug. 22 (Tues.) ... 6:00 p.m. April 26 (Sat.) 6:35 p.m.
Aug. 23 (Wed.) .. 12:05 p.m. April 27 (Sun.) 1:05 p.m.
Aug. 24 (Thur.) ... 6:00 p.m.
Aug. 25 (Fri.) 6:00 p.m. June 24 (Tues.) . 6:35 p.m.
Aug. 26 (Sat.) 6:30 p.m. June 25 (Wed.) ... 6:35 p.m.
Aug. 27 (Sun.) 1:00 p.m. June 26 (Thur.)... 6:35 p.m.
..... June 27 (Fri.) 7:05 p.m.
..... June 28 (Sat.) 6:35 p.m.
..... June 29 (Sun.) 1:05 p.m.

CURVE vs. CHESAPEAKE SERIES INFO

All-Time vs. Chesapeake 201-217
at Altoona 100-103
at Bowie 101-114
Postseason vs. Chesapeake 4-3
2024 vs. Chesapeake 13-11
at Altoona 6-5
at Chesapeake 7-6
Best Record vs. Chesapeake 8-3 (2016)
Worst Record vs. Chesapeake 1-5 (2013)
Largest Margin of Victory 12 (8/22/04, 12-0)
Largest Margin of Defeat 16 (8/1/08, 19-3)
Longest Winning Streak 9, Aug. 25, 2005-May 25, 2006
Longest Losing Streak 7, June 4-July 14, 2017

PRINCE GEORGE'S STADIUM

Ballpark Prince George's Stadium
Capacity 10,000
Year Opened 1994
Fence Height 8'



HEAD-TO-HEAD RECORDS

YEAR	OVERALL	HOME	AWAY	PCT.
1999	9-11	5-5	4-6	.450
2000	10-10	5-5	5-5	.500
2001	11-9	6-4	5-5	.550
2002	13-7	7-3	6-4	.650
2003	11-9	7-3	4-6	.550
2004	10-10	5-5	5-5	.500
2005	12-6	5-2	7-4	.667
2006	7-10	5-8	2-2	.412
2007	11-13	5-9	6-4	.458
2008	7-5	3-3	4-2	.583
2009	9-12	4-6	5-6	.429
2010	2-5	1-2	1-3	.286
2011	4-8	1-7	3-1	.333
2012	6-7	2-4	4-3	.462
2013	1-5	1-2	0-3	.167
2014	11-8	4-3	7-5	.579
2015	9-5	5-2	4-3	.643
2016	8-3	3-1	5-2	.727
2017	5-14	3-5	2-9	.263
2018	5-8	2-4	3-4	.385
2019	5-9	3-3	2-6	.357
2021	4-8	2-3	2-5	.333
2022	6-12	3-3	3-9	.333
2023	12-12	7-5	5-7	.500
2024	13-11	6-5	7-6	.542
TOTALS	201-217	100-103	101-114	.481

SERIES SWEEPS

Last by Altoona at Altoona	Last by Altoona at Chesapeake
2-game N/A	2-game 6/12-13/01
3-game 5/11-13/15	3-game 8/21-23/15
4-game 5/22-25/06	4-game 9/2-5/05
6-game N/A	6-game N/A
Last by Chesapeake at Altoona	Last by Bowie at Chesapeake
2-game 6/28-29/06	2-game N/A
3-game 5/8-9/12	3-game 5/22-24/18
4-game 7/8-11/11	4-game 6/26-29/17
6-game N/A	6-game N/A



110 East 10th Street
Erie, PA 16501
Phone: (814) 456-1300
Fax: (814) 456-7520
seawolves.com
@erie_seawolves



TEAM INFORMATION/PERSONNEL

First Year1999
AffiliationDetroit Tigers (2001)
League Titles 2 (2023, 2024)
Last Playoff Appearance 2024 (Won EL Champ.)
2024 Record 77-58 (2nd - Southwest)
2024 Attendance 190,780 (11th)

Owner Fernando Aguirre
President/GM Greg Coleman
Media Contacts Greg Gania
Broadcasters Greg Gania, Sam Lebowitz

Manager Andrew Graham (2nd season)
Pitching Coach Dan Ricabal
Hitting Coach CJ Wamsley
Athletic Trainer Bryce Hietpas
Strength Coach Paul Synenkyj

Curve Hotel in Erie Hilton Garden Inn
..... 2225 Downs Drive
..... Erie, PA 16509
..... PH: (814) 866-5544

2024 SERIES (18)

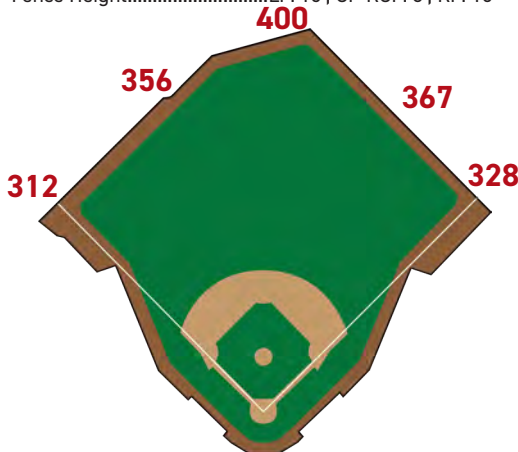
at Altoona (6)	at Erie (12)
June 10 (Tues.) .. 6:00 p.m.	May 6 (Tues.) 6:05 p.m.
June 11 (Wed.) ... 6:00 p.m.	May 7 (Wed.) 11:05 a.m.
June 12 (Thur.)... 6:30 p.m.	May 8 (Thurs.) 6:05 p.m.
June 13 (Fri.) 6:00 p.m.	May 9 (Fri.) 6:05 p.m.
June 14 (Sat.) 6:00 p.m.	May 10 (Sat.) 1:35 p.m.
June 15 (Sun.) 6:00 p.m.	May 11 (Sun.) 1:35 p.m.
	Sept. 9 (Tues.) 6:05 p.m.
	Sept. 10 (Wed.) ... 6:05 p.m.
	Sept. 11 (Thur.) .. 6:05 p.m.
	Sept. 12 (Fri.) 6:05 p.m.
	Sept. 13 (Sat.) 6:05 p.m.
	Sept. 14 (Sun.) 1:35 p.m.

CURVE vs. ERIE SERIES INFO

All-Time vs. Erie.....	263-248
at Altoona	122-120
at Erie.....	141-128
Postseason vs. Erie	3-0
2024 vs. Erie.....	9-9
at Altoona	4-2
at Erie.....	5-7
Best Record vs. Erie.....	15-5 (2015)
Worst Record vs. Erie	7-15 (2014)
Largest Margin of Victory.....	12 (7/28/02, 14-2)
Largest Margin of Defeat.....	17 (7/7/09, 19-2)
Longest Winning Streak .. 8, 3x, last - June 9-Aug. 25, 2016	
Longest Losing Streak 6, 2x, last - April 8-17, 2009	

UPMC PARK

Ballpark.....UPMC Park
Capacity.....6,000
Year Opened1995
Fence Height.....LF: 16', CF-RCF: 8', RF: 10'



HEAD-TO-HEAD RECORDS

YEAR	OVERALL	HOME	AWAY	PCT.
1999	9-14	4-9	5-5	.391
2000	13-7	5-5	8-2	.650
2001	8-12	6-4	2-8	.400
2002	13-7	6-4	7-3	.650
2003	8-12	2-8	6-4	.400
2004	7-13	4-6	3-7	.350
2005	7-11	2-6	5-5	.389
2006	13-6	4-3	9-3	.684
2007	7-9	3-4	4-5	.438
2008	11-7	4-2	7-5	.611
2009	11-14	4-6	7-8	.440
2010	11-9	4-6	7-3	.550
2011	11-7	7-3	4-4	.611
2012	15-8	9-2	6-6	.652
2013	8-14	5-6	3-8	.364
2014	7-15	4-7	3-8	.318
2015	15-5	7-4	8-1	.750
2016	13-7	6-3	7-4	.650
2017	13-8	7-3	6-5	.619
2018	11-9	5-5	6-4	.550
2019	13-10	7-6	6-4	.565
2021	11-12	6-5	5-7	.478
2022	9-9	2-4	7-5	.500
2023	10-14	5-7	5-7	.417
2024	9-9	4-2	5-7	.500
TOTALS	263-248	122-120	141-128	.515

SERIES SWEEPS

Last by Altoona at Altoona	Last by Altoona at Erie
2-game..... N/A	2-game.... 4/13-14/18
3-game..... 7/4-7/19	3-game..... 6/3-5/19
4-game..... N/A	4-game.. 8/31-9/3/12
6-game..... N/A	6-game..... N/A
Last by Erie at Altoona	Last by Erie at Erie
2-game..... N/A	2-game..... N/A
3-game..... 5/1-3/09	3-game.... 8/15-17/14
4-game..... 5/6-9/99	4-game.... 5/10-13/12
6-game..... N/A	6-game..... N/A



First National Bank Field / City Island
Harrisburg, PA 17101
Phone: (717) 231-4444
Fax: (717) 231-4445
senatorsbaseball.com
@HbgSenators



TEAM INFORMATION/PERSONNEL

First Year 1987
Affiliation Washington Nationals (1991)
League Titles 6 ('87, '93, '96, '97, '98, '99)
Last Playoff Appearance 2019 (Lost in ELDS)
2024 Record 68-70 (3rd - Southwest)
2024 Attendance 275,733 (7th)

President Kevin Kulp
Media Contact Terry Byrom
Broadcasters Terry Byrom, Frankie Vernouski

Manager Delino DeShields (3rd season)
Pitching Coach Rigo Beltran
Hitting Coach Jeff Livesey
Coach Oscar Salazar
Athletic Trainer Don Neidig
Strength Coach Ryan Grose
Curve Hotel in Harrisburg Hotel Indigo - Harrisburg Hershey
..... 765 Eisenhower Blvd.
..... Harrisburg, PA 17111
..... PH: (717) 558-7676

2025 SERIES (18)

at Altoona (9)

at Harrisburg (9)

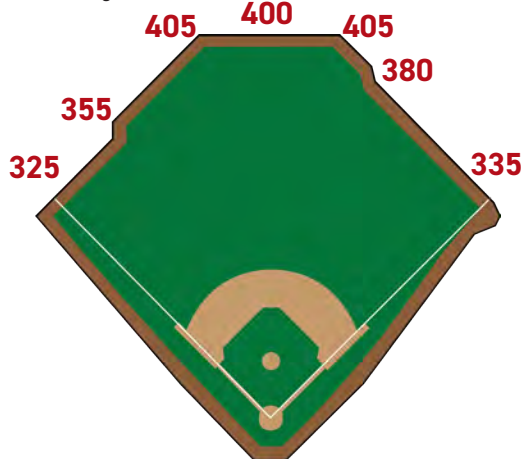
May 13 (Tues.) 6:00 p.m. July 4 (Fri.) 7:00 p.m.
May 14 (Wed.) 11:00 a.m. July 5 (Sat.) 6:00 p.m.
May 15 (Thur.) 6:00 p.m. July 6 (Sun.) 1:00 p.m.
May 16 (Fri.) 6:00 p.m.
May 17 (Sat.) 6:00 p.m. Aug. 26 (Tues.) ... 6:30 p.m.
May 18 (Sun.) 6:00 p.m. Aug. 27 (Wed.) 6:30 p.m.
..... Aug. 28 (Thur.) ... 6:30 p.m.
July 1 (Tues.) 6:00 p.m. Aug. 29 (Fri.) 7:00 p.m.
July 2 (Wed.) 6:00 p.m. Aug. 30 (Sat.) 6:00 p.m.
July 3 (Thurs.) 7:00 p.m. Aug. 31 (Sun.) 1:00 p.m.

CURVE vs. HARRISBURG SERIES INFO

All-Time vs. Harrisburg 243-216
at Altoona 140-86
at Harrisburg 103-130
Postseason vs. Harrisburg 3-1
2024 vs. Harrisburg 8-10
at Altoona 6-2
at Harrisburg 2-8
Best Record vs. Harrisburg 10-4 (2014)
Worst Record vs. Harrisburg 5-11 (2011)
Largest Margin of Victory 12, 2x, last - (8/7/10, 18-6)
Largest Margin of Defeat 12, 2x, last - (5/25/18, 14-2)
Longest Winning Streak 10, April 16-July 12, 2014
Longest Losing Streak 8, April 13, 2024-May 5, 2024

FNB FIELD

Ballpark FNB Field
Capacity 6,187
Year Opened 1987
Fence Height LF: 8', LCF-RCF: 16', RF: 8'



HEAD-TO-HEAD RECORDS

YEAR	OVERALL	HOME	AWAY	PCT.
1999	10-7	5-2	5-5	.588
2000	12-8	8-2	4-6	.600
2001	11-9	6-4	5-5	.550
2002	12-8	8-2	4-6	.600
2003	13-7	7-3	6-4	.650
2004	13-7	9-1	4-6	.650
2005	8-9	6-4	2-5	.471
2006	13-10	7-2	6-8	.565
2007	11-8	5-3	6-5	.579
2008	8-13	3-8	5-5	.381
2009	7-3	2-2	5-1	.700
2010	12-8	6-4	6-4	.600
2011	5-11	2-4	3-7	.313
2012	6-8	3-4	3-4	.429
2013	7-11	2-5	5-6	.389
2014	10-4	7-0	3-4	.714
2015	9-11	5-5	4-6	.450
2016	7-10	5-6	2-4	.412
2017	11-6	7-3	4-3	.647
2018	11-8	7-2	4-6	.579
2019	7-13	5-5	2-8	.350
2021	9-9	5-7	4-2	.500
2022	14-9	9-5	5-4	.609
2023	9-9	5-1	4-8	.500
2024	8-10	6-2	2-8	.444
TOTALS	243-216	140-86	103-130	.529

SERIES SWEEPS

Last by Altoona at Altoona	Last by Altoona at Harrisburg
2-game 8/22-23/18	2-game N/A
3-game 7/4-6/14	3-game .. 4/30-5/2/10
4-game 4/21-24/14	4-game N/A
6-game N/A	6-game N/A
Last by Harrisburg at Altoona	Last by Harrisburg at Harrisburg
2-game N/A	2-game N/A
3-game 4/15-17/19	3-game 6/28-29/15
4-game N/A	4-game .. 8/30-9/2/19
6-game N/A	6-game N/A



1214 Main Street
Hartford, CT 06103
Phone: (860) 246-4628
Fax: (860) 247-4628
yardgoatsbaseball.com
@GoYardGoats



TEAM INFORMATION/PERSONNEL

First Year2016
Affiliation..... Colorado Rockies (2016)
League Titles..... 2 ('83, '01, both in New Britain)
Last Playoff Appearance...2023 (Lost in Division Series)
2024 Record..... 76-60 (2nd - Northeast)
2024 Attendance411,351 (3rd)

Directors Josh & Jim Solomon, Jennifer Goorno
President Tim Restall
General ManagerMike Abramson
Media Contact..... Jeff Dooley
BroadcastersJeff Dooley, Dan Lovallo

Manager Bobby Meacham (2nd season)
Pitching Coach Dan Meyer
Hitting CoachZach Osborne
Bench Coach Luis Lopez
Athletic Trainer Coy Coker
Physical Performance CoachRyan Hurston

Curve Hotel in Hartford ...Hilton Garden Inn Hartford South/Glastonbury
..... 85 Glastonbury Blvd.
..... Glastonbury, CT 06033
.....PH: (860) 659-5003

2025 SERIES (6)

at Altoona (6)

Aug. 5 (Tues) 6:30 p.m.
Aug. 6 (Wed) 6:00 p.m.
Aug. 7 (Thur) 6:00 p.m.
Aug. 8 (Fri) 6:00 p.m.
Aug. 9 (Sat) 6:30 p.m.
Aug. 10 (Sun) 1:00 p.m.

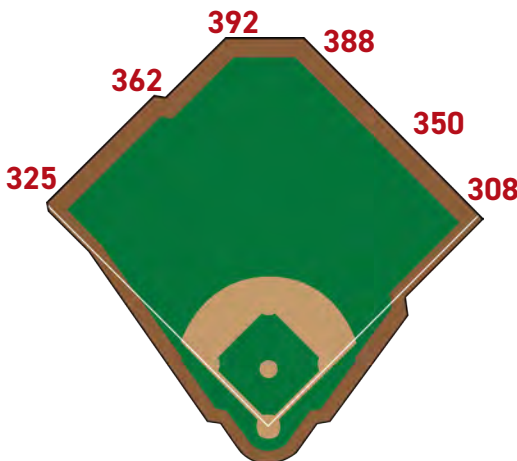
at Hartford (0)

CURVE vs. HARTFORD SERIES INFO

All-Time vs. Hartford.....23-20
at Altoona 11-6
at Hartford..... 12-14
Postseason vs. HartfordN/A
2024 vs. Hartford..... 3-3
at Altoona 0-0
at Hartford..... 3-3
Best Record vs. Hartford 7-2 (2017)
Worst Record vs. Hartford 2-4 (2016)
Largest Margin of Victory..... 8 (2x, 6/30/21, 15-7)
Largest Margin of Defeat..... 16 (5/25/23, 16-0)
Longest Winning Streak ..6, June 24, 2017-June 1, 2018
Longest Losing Streak5, July 19, 2016-June 17, 2017

DUNKIN' DONUTS PARK

Ballpark..... Dunkin' Donuts Park
Capacity.....6,056
Year Opened2017
Fence Height..... LF: 8', CF: 20', RF: 21'



HEAD-TO-HEAD RECORDS

YEAR	OVERALL	HOME	AWAY	PCT.
2016	2-4	2-1	0-3*	.333
2017	7-2	2-1	5-1	.778
2018	2-3	1-1	1-2	.400
2019	3-3	2-1	1-2	.500
2021	2-3	0-0	2-3	.400
2022	0-0	0-0	0-0	--
2023	4-2	4-2	0-0	.667
2024	3-3	0-0	3-3	.500
TOTALS	23-20	11-6	12-14	.540

*The Curve went 0-3 in three "road" games against Hartford in Altoona during the 2016 season

SERIES SWEEPS

Last by Altoona at Altoona	Last by Altoona at Hartford
2-game..... N/A	2-game..... N/A
3-game..... N/A	3-game.... 8/21-23/17
4-game..... N/A	4-game..... N/A
6-game..... N/A	6-game..... N/A
Last by Hartford at Altoona	Last by Hartford at Hartford
2-game..... N/A	2-game..... N/A
3-game...7/19-20/16*	3-game..... N/A
4-game..... N/A	4-game..... N/A
6-game..... N/A	6-game..... N/A



1 Line Drive
Manchester, NH 03101
Phone: (603) 641-2005
Fax: (603) 641-2055
nhfishercats.com
@fishercats



TEAM INFORMATION/PERSONNEL

First Year 2004
Affiliation Toronto Blue Jays (2004)
League Titles 3 (2004, 2011, 2018)
Last Playoff Appearance 2018 (Won ELCS)
2024 Record 52-84 (6th - Northeast)
2024 Attendance 237,029 (9th)

Owner Diamond Baseball Holdings
President Rick Brenner
General Manager Taylor Fisher
Media Contact Chris Jared
Broadcasters Chris Jared, Bob Lipman

Manager Brent Lavallee (1st season)
Pitching Coach Austin Bibens-Dirkx
Hitting Coach Mitch Huckabay
Bullpen Coach Thomas Caufield
Position Coach Chris Schaeffer, Delta Cleary Jr.
Athletic Trainer Roelvis Vargas, Matthew Beauregard
Strength Coach Bailey Forst, Edwin Ortiz

Curve Hotel in Manchester Tru By Hilton Manchester Downtown
..... 135 Spring Street
..... Manchester, N.H. 03101
..... PH: (603) 669-3000

2025 SERIES (6)

at Altoona (0)

at New Hampshire (6)

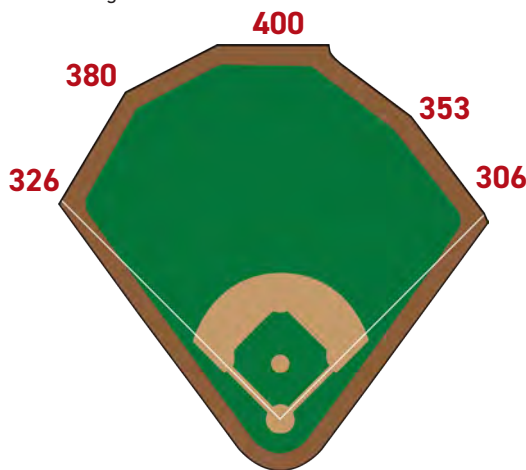
June 3 (Tues.)..... 6:03 p.m.
June 4 (Wed.)..... 6:35 p.m.
June 5 (Thur.)..... 6:35 p.m.
June 6 (Fri.)..... 6:35 p.m.
June 7 (Sat.)..... 4:05 p.m.
June 8 (Sun.)..... 1:35 p.m.

CURVE vs. NEW HAMPSHIRE SERIES INFO

All-Time vs. New Hampshire 65-57
at Altoona 37-29
at Manchester 28-28
Postseason vs. New Hampshire 0-3
2024 vs. New Hampshire 6-0
at Altoona 6-0
at Manchester 0-0
Best Record vs. New Hampshire 7-0 (2013)
Worst Record vs. New Hampshire 0-4 (2023)
Largest Margin of Victory 12 (8/15/08, 12-0)
Largest Margin of Defeat 13 (6/12/15, 14-1)
Longest Winning Streak 7, June 18-July 28, 2013
Longest Losing Streak 5, August 16, 2018-May 31, 2019

DELTA DENTAL STADIUM

Ballpark Delta Dental Stadium
Capacity 6,500
Year Opened 2005
Fence Height 12'



HEAD-TO-HEAD RECORDS

YEAR	OVERALL	HOME	AWAY	PCT.
2004	3-3	1-2	2-1	.500
2005	3-3	2-1	1-2	.500
2006	3-3	1-2	2-1	.500
2007	3-3	1-2	2-1	.500
2008	4-2	1-2	3-0	.667
2009	3-3	1-2	2-1	.500
2010	3-3	2-1	1-2	.500
2011	2-4	2-2	0-2	.333
2012	3-4	3-1	0-3	.429
2013	7-0	3-0	4-0	1.000
2014	1-5	0-3	1-2	.167
2015	4-3	2-1	2-2	.571
2016	3-3	2-1	1-2	.500
2017	5-2	3-1	2-1	.714
2018	4-2	2-1	2-1	.667
2019	1-5	1-2	0-3	.167
2021	0-0	0-0	0-0	N/A
2022	7-5	4-2	3-3	.583
2023	0-4	0-3	0-1	.000
2024	6-0	6-0	0-0	1.000
TOTALS	65-57	37-29	28-28	.533

SERIES SWEEPS

Last by Altoona at Altoona	Last by Altoona at N.H.
2-game N/A	2-game N/A
3-game 6/18-20/13	3-game 8/15-17/08
4-game N/A	4-game 7/25-28/13
6-game 8/27-9/1/2024	6-game N/A
Last by N.H. at Altoona	Last by N.H. at N.H.
2-game N/A	2-game 6/21-23/11
3-game 4/6-8/2023	3-game 5/21-23/19
4-game N/A	4-game N/A
6-game N/A	6-game N/A



271 Park Avenue
Portland, ME 04102
Phone: (207) 874-9300
Fax: (207) 780-0317
seadogs.com
@PortlandSeaDogs



TEAM INFORMATION/PERSONNEL

First Year1994
Affiliation Boston Red Sox (2003)
League Titles 1 (2006)
Last Playoff Appearance2023 (Lost in ELDS)
2024 Record 78-60 (1st - Northeast)
2024 Attendance 395,461 (4th)

OwnershipDiamond Baseball Holdings
President/General Manager Geoff Iacuessia
Media Contact Chris Cameron, Emma Tiedemann
Broadcasters Emma Tiedemann, Joey Robertson

Manager Chad Epperson (4th season)
Pitching Coach Sean Issac, Juan Rivera
Hitting Coach Chris Hess, Johnny Reina
Defensive Coach Kyle Sasala
Athletic Trainer Bobby Stachura
Strength Coach Johnnah Mondloch

Curve Hotel in Portland Holiday Inn Express & Suites South Portland
.....303 Sable Oaks Drive
..... South Portland, ME 04106
.....PH: (207) 775-3900

2024 SERIES (12)

at Altoona (6)

at Portland (6)


May 27 (Tues.) 6:00 p.m. July 29 (Tues.) 6:00 p.m.
May 28 (Wed.) 6:00 p.m. July 30 (Wed.) 6:00 p.m.
May 29 (Thur.) 6:00 p.m. July 31 (Thur.) .. 12:05 p.m.
May 30 (Fri.) 6:30 p.m. Aug. 1 (Fri.) 6:00 p.m.
May 31 (Sat.) 6:00 p.m. Aug. 2 (Sat.) 6:00 p.m.
June 1 (Sun.) 1:00 p.m. Aug. 3 (Sun.) 1:00 p.m.

CURVE vs. PORTLAND SERIES INFO

All-Time vs. Portland.69-75
at Altoona39-33
at Portland30-42
Postseason vs. PortlandN/A
2024 vs. Portland 3-9
at Altoona 2-4
at Portland 1-5
Best Record vs. Portland 6-1 (2000)
Worst Record vs. Portland 1-5 (2014)
Largest Margin of Victory10, 2x, last - (8/3/00, 12-2)
Largest Margin of Defeat 11, (8/14/12, 13-2)
Longest Winning Streak ..8, June 27, 2003-July 9, 2004
Longest Losing Streak5, June 10-21, 2014

HADLOCK FIELD

Ballpark Hadlock Field
Capacity7,368
Year Opened1994
Fence Height LF: 37', CF: 8', RF: 16'



HEAD-TO-HEAD RECORDS

YEAR	OVERALL	HOME	AWAY	PCT.
1999	2-5	2-2	0-3	.286
2000	6-1	3-1	3-0	.857
2001	2-5	2-3	0-2	.286
2002	3-4	2-2	1-2	.429
2003	3-3	0-2	3-1	.500
2004	6-2	4-0	2-2	.750
2005	4-2	2-1	2-1	.667
2006	1-3	1-2	0-1	.250
2007	5-1	2-1	3-0	.833
2008	2-4	2-1	0-3	.333
2009	3-3	2-1	1-2	.500
2010	5-1	3-0	2-1	.833
2011	2-5	0-3	2-2	.286
2012	2-4	2-1	0-3	.333
2013	4-2	2-1	2-1	.667
2014	1-5	0-2	1-3	.167
2015	2-4	1-2	1-2	.333
2016	3-2	1-0	2-2	.600
2017	3-3	2-1	1-2	.500
2018	4-3	2-2	2-1	.571
2019	3-4	2-1	1-3	.429
2021	0-0	0-0	0-0	N/A
2022	0-0	0-0	0-0	N/A
2023	0-0	0-0	0-0	N/A
2024	3-9	2-4	1-5	.250
TOTALS	69-75	39-33	30-42	.485

SERIES SWEEPS

Last by Altoona at Altoona	Last by Altoona at Portland
2-game N/A	2-game N/A
3-game 6/22-24/10	3-game 8/7-9/07
4-game 4/8-11/04	4-game N/A
6-game N/A	6-game N/A
Last by Portland at Altoona	Last by Portland at Portland
2-game 6/10-11/14	2-game 5/25-26/01
3-game 6/3-5/11	3-game 8/14-16/12
4-game N/A	4-game N/A
6-game N/A	6-game N/A



1900 South Centre Ave.
Reading, PA 19605
Phone: (610) 375-8469
Fax: (610) 373-5868
fightins.com
@ReadingFightins



TEAM INFORMATION/PERSONNEL

First Year1952
Affiliation.....Philadelphia Phillies (1967)
League Titles.....5 ('57, '68, '73, '95, '01)
Last Playoff Appearance.....2019 (Lost in ELDS)
2024 Record.....59-78 (5th - Northeast)
2024 Attendance414,262 (2nd)

Managing Partner.....Craig Stein
General Manager.....Scott Hunsicker
Media Contact.....Jake Starr
Broadcasters.....Bob McCool, Jake Starr

Manager.....Al Pedrique (3rd season)
Pitching Coach.....Brad Bergesen, Riley McCauley
Hitting Coach.....Tom Slater
Bench Coach.....Mycal Jones
Position Coach.....Karl Ellison
Athletic Trainer.....Meag Flaherty, Sara Binkley
Strength Coach.....Ryan Maedel

Curve Hotel in Reading.....Doubletree Hotel
.....701 Penn Street
.....Reading, PA 19601

2025 SERIES (6)

at Altoona (6)

at Reading (0)

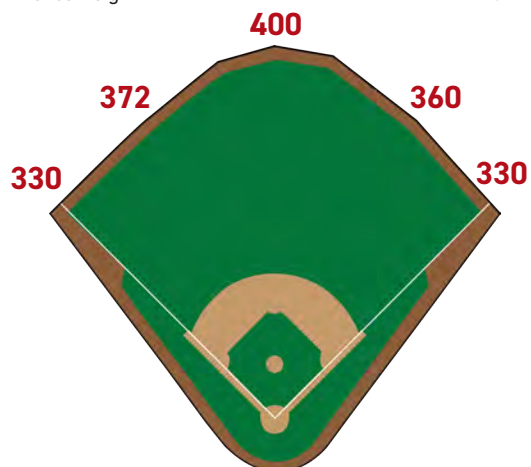
Aug. 19 (Tue.).....6:00 p.m.
Aug. 20 (Wed.).....6:00 p.m.
Aug. 21 (Thur.).. 6:00 p.m.
Aug. 22 (Fri.).....6:00 p.m.
Aug. 23 (Sat.).....6:00 p.m.
Aug. 24 (Sun.)....6:00 p.m.

CURVE vs. READING SERIES INFO

All-Time vs. Reading157-168
at Altoona.....88-77
at Reading.....69-91
Postseason vs. Reading.....N/A
2024 vs. Reading0-0
at Altoona.....0-0
at Reading.....0-0
Best Record vs. Reading.....5-1 (2017)
Worst Record vs. Reading.....1-5 (2019)
Largest Margin of Victory.....11 (8/10/14, 13-2)
Largest Margin of Defeat.....14 (8/7/16, 14-0)
Longest Winning Streak.....7, April 5-May 2, 2003
Longest Losing Streak.....7, July 6-August 19, 2002

FIRSTENERGY STADIUM

Ballpark.....FirstEnergy Stadium
Capacity.....9,000
Year Opened.....1951
Fence Height.....18'



HEAD-TO-HEAD RECORDS

YEAR	OVERALL	HOME	AWAY	PCT.
1999	5-11	1-5	4-6	.313
2000	9-11	4-6	5-5	.450
2001	8-12	5-5	3-7	.400
2002	6-14	3-7	3-7	.300
2003	13-7	8-2	5-5	.650
2004	14-5	7-2	7-3	.737
2005	14-8	8-3	6-5	.636
2006	9-7	6-3	3-4	.563
2007	11-10	8-6	3-4	.524
2008	7-11	5-7	2-4	.389
2009	8-13	5-6	3-7	.381
2010	7-5	5-3	2-2	.583
2011	5-10	2-4	3-6	.333
2012	6-3	2-1	4-2	.667
2013	3-7	3-3	0-4	.300
2014	2-4	1-2	1-2	.333
2015	2-4	1-2	1-2	.333
2016	3-6	2-1	1-5	.333
2017	5-1	2-1	3-0	.833
2018	6-4	2-1	4-3	.600
2019	1-5	1-2	0-3	.167
2021	0-0	0-0	0-0	N/A
2022	7-5	4-2	3-3	.583
2023	6-5	3-3	3-2	.545
2024	0-0	0-0	0-0	N/A
TOTALS	151-163	85-74	66-89	.481

SERIES SWEEPS

Last by Altoona at Altoona	Last by Altoona at Reading
2-game.....8/27-28/04	2-game.....N/A
3-game.....6/1-2/07	3-game.....7/24-26/17
4-game....8/25-27/03	4-game.....N/A
6-game.....N/A	6-game.....N/A
Last by Reading at Altoona	Last by Reading at Reading
2-game....5/12-13/03	2-game.....N/A
3-game....6/27-29/11	3-game.....8/2-4/19
4-game.....N/A	4-game....5/20-23/13
6-game.....N/A	6-game.....N/A



3001 N. Arthur Ashe Boulevard
Richmond, VA 23230
Phone: (804) 359-3866
Fax: (804) 359-1373
squirrelsbaseball.com
@gosquirrels



TEAM INFORMATION/PERSONNEL

First Year2010
Affiliation.....San Francisco Giants (2010)
League Titles.....N/A
Last Playoff Appearance.....2023 (Lost in ELDS)
2024 Record.....64-74 (4th - Southwest)
2024 Attendance435,295 (1st)

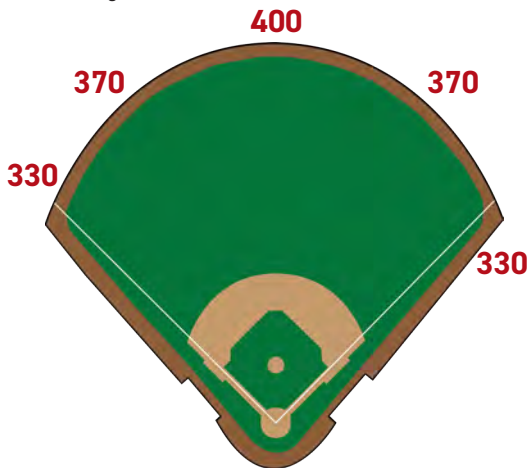
President/Managing Partner.....Lou DiBella
Chief Executive Officer.....Todd Parnell
Vice President & General Manager.....Ben Rothrock
Media Contact.....Trey Wilson
Broadcasters.....Trey Wilson, Blaine McCormick

Manager.....Dennis Pelfrey (4th season)
Pitching Coach.....Paul Oseguera
Hitting Coach.....Cory Elasiak
Fundamentals Coach.....Lipso Nava
Athletic Trainer.....Tim Vigue
Strength Coach.....Michelle Kuda

Curve Hotel in Richmond.....Fairfield Inn & Suites Richmond Innsbrook
.....9937 Mayland Drive
.....Richmond, VA 23233
.....PH: (804) 545-4200

THE DIAMOND

Ballpark.....The Diamond
Capacity.....9,560
Year Opened.....1985
Fence Height.....10'



HEAD-TO-HEAD RECORDS

YEAR	OVERALL	HOME	AWAY	PCT.
2010	16-10	8-3	8-7	.615
2011	8-9	6-5	2-4	.471
2012	12-9	10-4	2-5	.571
2013	10-11	6-5	4-6	.476
2014	10-11	9-5	1-6	.476
2015	10-10	5-5	5-5	.500
2016	16-6	9-1	7-5	.727
2017	7-9	3-3	4-6	.438
2018	9-6	5-4	4-2	.600
2019	13-8	6-5	7-3	.619
2021	6-5	2-3	4-2	.545
2022	10-8	8-4	2-4	.556
2023	10-8	4-2	6-6	.556
2024	14-10	8-4	6-6	.583
TOTALS	151-120	89-53	62-67	.559

2025 SERIES (18)

at Altoona (12)

June 17 (Tue.) 6:30 p.m.
June 18 (Wed.)... 6:00 p.m.
June 19 (Thur.)... 6:00 p.m.
June 20 (Fri.)..... 6:00 p.m.
June 21 (Sat.)..... 6:30 p.m.
June 22 (Sun.).... 1:00 p.m.

at Richmond (6)

Aug. 12 (Tues.) ... 6:35 p.m.
Aug. 13 (Wed.).... 6:35 p.m.
Aug. 14 (Thur.) ... 6:35 p.m.
Aug. 15 (Fri.)..... 6:35 p.m.
Aug. 16 (Sat.)..... 6:05 p.m.
Aug. 17 (Sun.).... 5:05 p.m.

Sept. 2 (Tue.)..... 6:00 p.m.
Sept. 3 (Wed.)..... 6:00 p.m.
Sept. 4 (Thur.) 6:00 p.m.
Sept. 5 (Fri.)..... 6:00 p.m.
Sept. 6 (Sat.)..... 6:00 p.m.
Sept. 7 (Sun.)..... 1:00 p.m.

CURVE vs. RICHMOND SERIES INFO

All-Time vs. Richmond.....151-120
at Altoona.....89-53
at Richmond.....62-67
Postseason vs. RichmondN/A
2024 vs. Richmond.....14-10
at Altoona.....8-4
at Richmond.....6-6
Best Record vs. Richmond.....16-6 (2016)
Worst Record vs. Richmond.....7-9 (2017)
Largest Margin of Victory.....12 (8/24/13(2), 13-1)
Largest Margin of Defeat.....12 (8/28/21, 15-3)
Longest Winning Streak . 13, April 22-August 4, 2016
Longest Losing Streak . 4, 6x, last - June 26-July 27, 2019

SERIES SWEEPS

Last by Altoona at Altoona
2-game.....5/2-3/17
3-game.....8/2-4/16
4-game.. 7/31-8/3/14
6-game.....N/A
Last by Richmond at Altoona
2-game.....N/A
3-game.....N/A
4-game.....5/4-7/15
6-game.....N/A
Last by Altoona at Richmond
2-game.....N/A
3-game.. 4/30-5/2/18
4-game.... 5/12-15/16
6-game.....N/A
Last by Richmond at Richmond
2-game.....N/A
3-game....5/27-29/14
4-game.....N/A
6-game.....N/A



TD Bank Ballpark
1 Patriots Park
Somerset, NJ 08807
Phone: (908) 252-0700
MiLB.com/Somerset
@SomPatriots



TEAM INFORMATION/PERSONNEL

First Year 1998
Affiliation New York Yankees (2021)
League Titles 1 (2022)
Last Playoff Appearance 2023 (Lost in ELDS)
2024 Record 75-62 (3rd Northeast)
2024 Attendance 348,390 (5th)

Ownership The Kalafer Family
President/General Manager Patrick McVerry
Media Contact Marc Russinoff, Steven Cusumano
Broadcasters Steven Cusumano, Joe Puccio

Manager Raul Dominguez (3rd season)
Pitching Coach Peter Larson
Hitting Coach Mike Fransoso
Defensive Coach Derek Woodley, Uziel Viloria
Athletic Trainer Jordan Gosztola
Strength Coach Isiah McDonald

Curve Hotel in Somerset ... Delta Hotels by Marriott Somerset
..... 110 Davidson Avenue
..... Somerset, NJ 08873
..... PH: (732) 764-6429

2025 SERIES (6)

at Altoona (6)

at Somerset (0)

April 15 (Tues.) 11:00 a.m.
April 16 (Wed.) ... 6:00 p.m.
April 17 (Thur.) 12:05 p.m.
April 18 (Fri.) 6:00 p.m.
April 19 (Sat.) 4:00 p.m.
April 20 (Sun.) 1:00 p.m.


EASTERN LEAGUE

CURVE vs. SOMERSET SERIES INFO

All-Time vs. Somerset 11-22
at Altoona 7-11
at Somerset 4-11
Postseason vs. Somerset 0-0
2024 vs. Somerset 2-7
at Altoona 2-4
at Somerset 0-3
Best Record vs. Somerset 6-6 (2021)
Worst Record vs. Somerset 1-5 (2023)
Largest Margin of Victory 8 (8/20/21, 11-3)
Largest Margin of Defeat 10 (7/22/21, 10-0)
Longest Winning Streak 3 (8/18-21, 2021)
Longest Losing Streak 5 (5/14/22-6/16/23)

TD Bank Ballpark

Ballpark TD Bank Ballpark
Capacity 6,100
Year Opened 1999
Fence Height 8'



HEAD-TO-HEAD RECORDS

YEAR	OVERALL	HOME	AWAY	PCT.
2021	6-6	3-3	3-3	.500
2022	2-4	2-4	0-0	.333
2023	1-5	0-0	1-5	.167
2024	2-7	2-4	0-3	.222
TOTALS	11-22	7-11	4-11	.333

SERIES SWEEPS

Last by Altoona at Altoona		Last by Altoona at Somerset	
2-game.....	N/A	2-game.....	N/A
3-game.....	N/A	3-game.....	N/A
4-game.....	N/A	4-game.....	N/A
6-game.....	N/A	6-game.....	N/A
Last by Somerset at Altoona		Last by Somerset at Somerset	
2-game.....	N/A	2-game.....	N/A
3-game.....	N/A	3-game.....	N/A
4-game.....	N/A	4-game.....	N/A
6-game.....	N/A	6-game.....	N/A



PIRATES ORGANIZATION



Bubba Chandler was named Altoona's Pitcher of the Year in 2024 after striking out 94 batters in 80.1 innings across 19 outings. He recorded a 2.75 ERA in his final 11 appearances for the Curve before a promotion to Triple-A Indianapolis on August 2.
(Rob Lynn / Altoona Curve)



PITTSBURGH PIRATES BASEBALL CLUB
 PNC PARK AT NORTH SHORE
 115 FEDERAL STREET
 PITTSBURGH, PA 15212
 (412) 323-5000
 www.pirates.com

EXECUTIVE

Chairman of the Board.....	Bob Nutting
President.....	Travis Williams
Executive Vice President, Baseball Operations & General Manager	Ben Cherington
Executive Vice President & Chief Financial Officer.....	Jim Plake
Executive Vice President Marketing & Fan Engagement.....	Stephen Perkins
Executive Vice President Partnerships & Hospitality.....	David Burke
Executive Vice President & PNC Park General Manager.....	Dennis DaPra
Senior Executive Assistant, Team President	Molly Trunzo

BASEBALL OPERATIONS

Sr. VP, Assistant General Manager.....	Sarah Gelles
Sr. VP, Assistant General Manager.....	Kevan Graves
Sr. VP, Assistant General Manager.....	Steve Sanders
Sr. VP, Assistant General Manager.....	Bryan Stroh
Special Assistant, Player Personnel.....	Oz Ocampo
Vice President, Strategy and Research	Dan Fox
Vice President, Scouting.....	Joe DelliCarri
Vice President, Player Personnel.....	Steve Williams
Vice President, Research and Development.....	Kevin Tannenbaum
Vice President, International Scouting	Max Kwan
Vice President, Performance	John Baker
Director, Baseball Operations	Trey Rose
Coordinator, Baseball Operations	Anthony Argenziano
Special Assistant, Player Evaluation.....	Will Lawton
Manager, Player and Family Services.....	Reilly McGlumphy
Special Assistant, Baseball Operations.....	Kevin Young
Special Assistant, Baseball Operations.....	Scott Elarton

PLAYER DEVELOPMENT

Director, Coaching & Player Development.....	Michael Chernow
Sr. Director, Int'l Dev. & MN Applied Mental Performance	Hector Morales
Director, Learning.....	Bernie Holliday
Assistant Director, Coaching & Player Development	Shawn Johnston
Coordinator, Coaching & Player Development	Julio Sepulveda
Assistant, Coaching & Player Development	Jack Cecil
Special Advisor/Pitching Development	Dewey Robinson
Head of Methodology, Coaching & Player Development	Bart Hanegraaff
Minor League Field Coordinator.....	Shawn Bowman
Coordinator - Pitching Development	Josh Hopper
Coordinator - Complex Hitting.....	Callix Crabbe
Coordinator - Hitting Development	Jonathan Johnston
Minor League Infield Coordinator.....	Chris Truby
Minor League Catching Coordinator.....	Chad Noble
Minor League Pitching Coordinator	Vic Black
Minor League Outfield and Baserunning Coordinator.....	Kieran Mattison
Latin American Field Coordinator	Gera Alvarez
Latin American Pitching Coordinator	Amaury Telemaco
Director, Mental Performance & Learning	Bernie Holliday
Coordinator, Mental Performance	Tyson Holt
Minor League Pattern & Throwing Coordinator.....	Victor Black
Minor League Athletic Training Coordinator	Dru Scott
Minor League Strength & Conditioning Coordinator.....	Cory Cook
Latin American Coordinator, Strength & Conditioning.....	Orlando Crance

PIRATES ORGANIZATION



Owner Bob Lozinak dons the Pittsburgh Pirates cap at a press conference announcing the Curve's affiliation with the Bucs back in 1998



INDIANAPOLIS INDIANS • TRIPLE-A EAST LEAGUE

Ballpark..... Victory Field
Address..... 501 West Maryland St.
Indianapolis, IN 46225
Telephone (317) 269.3542
Website www.indyindians.com
Twitter @indyindians
General Manager Randy Lewandowski
Public Relations Anna Kayser

Manager Chris Truby
Pitching Coach Drew Benes, Cibney Bello
Bullpen Coach Joe Thatcher
Hitting Coach Eric Munson
Integrated Baseball Performance Coach Bart Hanegraff
Bench Coach Eric Patterson
Trainer Vic Silva
Strength Coach Glenn Nutting, Chris Walter



GREENSBORO GRASSHOPPERS • HIGH-A EAST LEAGUE

Ballpark..... First National Bank Field
Address..... 408 Bellemeade Street
Greensboro, NC 27401
Telephone (336) 268.2255
Website www.gsohoppers.com
Twitter @GSOHoppers
General Manager Tim Vangel
Public Relations Callie Cline

Manager Blake Butler
Pitching Coach Matt Myers
Hitting Coach Jon Prieto
Integrated Baseball Performance Coach Quentin Brown
Bench Coach Phillip Wellman
Development Coach Stephanie Lombardo
Trainer Coleman Duke
Strength Coach Nick Ritchie



BRADENTON MARAUDERS • LOW-A SOUTHEAST LEAGUE

Ballpark..... LECOM Park
Address..... 1611 9th Street West
Bradenton, FL 34205
Telephone (941) 747.3031
Website www.bradentonmarauders.com
Twitter @The_Marauders
General Manager Craig Warzecha
Public Relations Max Tanzer

Manager Jim Horner
Pitching Coach Renny Duarte
Hitting Coach Quentin Brown
Integrated Baseball Performance Coach Justin Orton
Development Coach Pedro Florimon
Trainer Alexa Dehaeseleer
Strength Coach Zach Palumbo



FCL PIRATES • ROOKIE FLORIDA COAST LEAGUE

Ballpark..... LECOM Park/Pirate City
Address..... 1701 27th Street East
Bradenton, FL 24201
Telephone (941) 747.3031
Website www.pirates.com

Manager Jose Mendez
Pitching Coach Fernando Nieve, Mick Fieldbinder
Hitting Coach Brady Conlan
Integrated Baseball Performance Coach Ernesto Irizarry
Trainer Andrea Hernandez, Caroline Sarris
Strength Coach Raldy Herrera, Jacob Dunning



DSL PIRATES • ROOKIE FOREIGN DOMINICAN SUMMER LEAGUE

Ballpark..... Pirates DSL Academy
Address..... Carretera Mella KM 31
La Gina, De Hato Viejo
De Guerra, Santo Domingo, D.R.
Telephone (849) 622.8050
DSL Pirates Gold
Manager Jose Mosquera
Pitching Coach Jose Cueto
Hitting Coach Raul Siri
Integrated Baseball Performance Coach Khelyn Smith

Trainer Alex Mena
Strength Coach Shamir Bido
DSL Pirates Black
Manager Joel Fuentes
Pitching Coach David Perez
Hitting Coach Luis Perez
Integrated Baseball Performance Coach Joaquin Murrieta
Trainer Dr. Ramon Morales
Strength Coach Omar Aguilar

PIRATES PROSPECT RANKINGS

TOP 30 PIRATES PROSPECTS

MLBPipeline.com

1	Bubba Chandler, RHP
2	Konnor Griffin, SS/OF
3	Thomas Harrington, RHP
4	Termarr Johnson, INF
5	Nick Yorke, INF
6	Braxton Ashcraft, RHP
7	Hunter Barco, LHP
8	Wyatt Sanford, INF
9	Levi Sterling, RHP
10	Zander Mueth, RHP
11	Jack Brannigan, INF/OF
12	Jhonny Severino, INF
13	Mitch Jebb, INF
14	Anthony Solometo, LHP
15	Mike Burrows, RHP
16	Yordany De Los Santos, INF
17	Tsung-Che Cheng, INF
18	Billy Cook, INF/OF
19	Omar Alfonzo, C
20	Carlson Reed, RHP
21	Tony Blanco Jr., 1B/OF
22	Matt Ager, RHP
23	Edward Florentino, OF/INF
24	Kristian Curtis, RHP
25	Estuar Suero, OF
26	Keiner Delgado, INF
27	Johan De Los Santos, INF
28	Axial Plax, C/1B
29	Shalin Polanco, OF
30	David Matoma, RHP

Baseball America

1	Bubba Chandler, RHP
2	Konnor Griffin, SS/OF
3	Thomas Harrington, RHP
4	Braxton Ashcraft, RHP
5	Termarr Johnson, INF
6	Nick Yorke, INF
7	Wyatt Sanford, INF
8	Levi Sterling, RHP
9	Zander Mueth, RHP
10	Hunter Barco, LHP
11	Jhonny Severino, INF
12	Billy Cook, INF/OF
13	Mike Burrows, RHP
14	Jack Brannigan, INF
15	Anthony Solometo, LHP
16	Carlson Reed, RHP
17	Mitch Jebb, INF
18	Omar Alfonzo, C
19	Tsung-Che Cheng, INF
20	Kristian Curtis, RHP
21	Alessandro Ercolani, RHP
22	Yordany De Los Santos, INF
23	Matt Ager, RHP
24	Edward Florentino, 1B/OF
25	Johan De Los Santos, INF
26	Gabriel Rodriguez, OF
27	Wilber Dotel, RHP
28	Axial Plax, C
29	David Matoma, RHP
30	Tony Blanco, 1B

AMONG BASEBALL'S TOP PROSPECTS

MLBPipeline.com Top 100

15	Bubba Chandler
43	Konnor Griffin
79	Thomas Harrington
82	Termarr Johnson

Baseball America Top 100

7	Bubba Chandler, RHP
57	Konnor Griffin, INF

Baseball America Top 10 by Position

4, RHP	Bubba Chandler
--------	----------------

MLBPipeline.com Top 10 by Position

6, 2B	Termarr Johnson
4, RHP	Bubba Chandler

BASEBALL AMERICA'S PIRATES' BEST TOOLS

Best Hitter for Average	Nick Yorke
Best Power Hitter	Tony Blanco Jr.
Best Strike-Zone Discipline	Tsung-Che Cheng
Fastest Baserunner	Mitch Jebb
Best Athlete	Bubba Chandler
Best Fastball	Bubba Chandler
Best Curveball	Braxton Ashcraft
Best Slider	Braxton Ashcraft

Best Changeup	Darvin Garcia
Best Control	Thomas Harrington
Best Defensive Catcher	Richard Ramirez
Best Defensive Infielder	Tsung-Che Cheng
Best Infield Arm	Jack Brannigan
Best Defensive Outfielder	Sammy Siani
Best Outfield Arm	Billy Cook

NO. 1 PIRATES PROSPECTS TO PLAY FOR THE CURVE

A complete list of Pirates prospects with the No. 1 pre-season ranking by *Baseball America* that have played for the Curve. Year(s) reflect the season or seasons of their top ranking only. (*Tyler Glasnow made two starts on MLB Rehab in 2016)

PLAYER	YEAR(S)	GAMES PLAYED	PLAYER	YEAR(S)	GAMES PLAYED
J.R. House, C	2001-02	142	Gerrit Cole, RHP	2012	12
John Van Benschoten, RHP	2003	17	Tyler Glasnow, RHP	2015-16*	14
Neil Walker, 2B	2006	10	Mitch Keller, RHP	2018	14
Andrew McCutchen, OF	2007	118	Paul Skenes, RHP	2024	2
Pedro Alvarez, 3B	2009	60			

PIRATES MILB PLAYERS OF THE YEAR

Since 2000, the Pirates have been honoring a minor league player and pitcher with a yearly award. They are recognized for their achievement during a September pregame ceremony at PNC Park in Pittsburgh and a plaque hangs on the wall in the Woody Huyke clubhouse in Bradenton showing each winner.

YEAR BOB FRIEND PITCHER OF THE YEAR

2000	Wilson Guzman
2001	Sean Burnett
2002	Sean Burnett
2003	Ian Snell
2004	Zach Duke
2005	Paul Maholm
2006	Tom Gorzelanny
2007	John Van Benschoten
2008	Jeff Sues
2009	Rudy Owens
2010	Rudy Owens
2011	Kyle McPherson
2012	Jeff Locke
2013	Tyler Glasnow
2014	Tyler Glasnow
2015	Yeady Garcia
2016	Mitch Keller
2017	Steven Brault
2018	J.T. Brubaker
2019	James Marvel
2021	Adrian Florencio
2022	Quinn Priester
2023	No award
2024	No award

YEAR HONUS WAGNER PLAYER OF THE YEAR

2000	J.R. House
2001	Humberto Cota
2002	Walter Young
2003	Chris Shelton
2004	Brad Eldred
2005	Jose Bautista
2006	Andrew McCutchen
2007	Steve Pearce
2008	Jim Negrych
2009	Pedro Alvarez
2010	Alex Presley
2011	Robbie Grossman
2012	Gregory Polanco
2013	Andrew Lambo
2014	Josh Bell
2015	Max Moroff
2016	Josh Bell
2017	Jordan Luplow
2018	Ke'Bryan Hayes
2019	Mason Martin
2021	Matt Fraizer
2022	Endy Rodriguez
2023	No award
2024	No award

bold - played in Altoona that season

BATTING AVERAGE (Min. 300 PA)

Charles McAdoo	GB0/ALT	.315
Seth Beer	ALT/IND	.277
Sammy Siani	GB0/ALT	.265
Jake Lamb	IND	.264
Nick Cimillo	GB0/ALT	.260



ERA (Min. 90.0 IP)

Carlson Reed	BRD/GB0	1.99
Thomas Harrington	ALT/IND	2.61
Bubba Chandler	ALT/IND	3.08
Dominic Perachi	GB0/ALT	3.53
Po-Yu Chen	ALT	4.03

HOME RUNS

Matt Gorski	IND	23
Shawn Ross	GB0	23
Esmerlyn Valdez	BRD	22
Nick Cimillo	GB0/ALT	21
Jack Brannigan	GB0	18



WINS

Bubba Chandler	ALT/IND	10
Wilber Dotel	GB0	9
Jack Carey	GB0/ALT	8
Quinn Priester	IND	8
9 others tied at		7

RBI

Liover Peguero	IND	79
Nick Cimillo	GB0/ALT	71
Matt Gorski	IND	67
Malcom Nunez	IND	65
Charles McAdoo	GB0/ALT	63



SAVES

Connor Sadzeck	IND	9
Jack Carey	GB0/ALT	8
Landon Tomkins	BRD/GB0	8
2 others tied at		7

STOLEN BASES

Mitch Jebb	BRD	43
Keiner Delgado	BRD	25
Jase Bowen	ALT	22
Termarr Johnson	GB0/ALT	22
4 others tied with		17



STRIKEOUTS

Bubba Chandler	ALT/IND	148
Carlson Reed	BRD/GB0	130
Dominic Perachi	GB0/ALT	121
Thomas Harrington	ALT/IND	115
Patrick Reilly	GB0	108

FUTURES GAME PARTICIPANTS

The Curve have sent at 22 players to the MLB All-Star Futures Game in game's 26-year history. A complete list is below.

1999 (Boston)	Yamid Haad, C	2011 (Arizona)	Bryan Morris, RHP
2000 (Atlanta)	None	2012 (Kansas City)	Starling Marte, OF
2001 (Seattle)	J.R. House, C	2013 (New York, NL)	Gerrit Cole, RHP
2002 (Milwaukee)	Tony Alvarez, OF	2014 (Minnesota)	Gregory Polanco, OF
2003 (Chicago, AL)	Jose Castillo, 2B	2015 (Cincinnati)	None
	John Van Benschoten, RHP	2016 (San Diego)	Josh Bell, 1B
2004 (Houston)	Bryan Bullington, RHP	2017 (Miami)	Dovydas Neverauskas, RHP
	Jorge Cortes, OF	2018 (DC)	None
2005 (Detroit)	Jose Bautista, 3B	2019 (Cleveland)	Ke'Bryan Hayes, 3B
	Paul Maholm, LHP	2020 (Colorado)	None
2006 (Pittsburgh)	None	2021 (Colorado)	Roansy Contreras, RHP*
2007 (San Francisco)	Steven Pearce, 1B	2022 (Los Angeles)	Henry Davis, C*
2008 (New York, NL)	None	2023 (Seattle)	None
2009 (St. Louis)	Pedro Alvarez, 3B	2024 (Texas)	Bubba Chandler, RHP
2010 (Los Angeles, AL)	Gorkys Hernandez, OF		

* - Denotes player did not participate due to injury



Listed below are all of the Pittsburgh Pirates draft picks from the 2024 amateur draft. **Bold** indicates a signed player.



Konnor Griffn



Levi Sterling



Wyatt Sanford



Josh Hartle



Eddie Rynders


Round	Pick	Player	School	Pos.	B/T	DOB
1	9	Konnor Griffn	Jackson Prep School (MS)	SS	R/R	4/24/06
CB-A	37	Levi Sterling	Notre Dame HS (CA)	RHP	R/R	9/2/06
2	47	Wyatt Sanford	Independence HS (TX)	SS	L/R	11/24/05
3	83	Josh Hartle	Wake Forest (NC)	LHP	L/L	3/24/03
4	112	Eddie Rynders	Wisconsin Lutheran HS (WI)	SS	L/R	10/31/05
5	145	Will Taylor	Clemson (SC)	OF	R/R	1/10/03
6	174	Matt Ager	UC Santa Barbara (CA)	RHP	R/R	5/21/03
7	204	Connor Wietgreffe	Univ. of Minnesota (MN)	LHP	R/L	6/06/02
8	234	Gavin Adams	Florida State Univ. (FL)	RHP	R/R	2/8/03
9	264	Duce Gourson	UCLA	SS	L/R	9/20/02
10	294	Derek Berg	Army West Point (NY)	C	R/R	9/21/01
11	324	Jacob Bimbi	Western Kentucky (KY)	LHP	L/L	6/05/02
12	354	Camden Janik	Univ. of Illinois (IL)	C	R/R	07/16/02
13	384	Matt McShane	Saint Joseph's (PA)	RHP	R/R	11/17/02
14	414	Ian Farrow	Florida Gulf Coast Univ. (FL)	OF	R/R	07/26/02
15	444	Ethan Lege	Ole Miss (MS)	3B	R/R	03/12/01
16	474	Brian Curley	VCU (VA)	RHP	R/R	6/01/03
17	504	Andrew Patrick	Wright State (OH)	OF	R/R	1/19/03
18	534	Jake Shirk	Wright State (OH)	RHP	R/R	6/05/02
19	564	Joe Vogatsky	James Madison Univ. (VA)	RHP	R/R	12/27/01
20	594	Taylor Penn	Woodford Cty. HS (KY)	RHP	R/R	03/17/06



Paul Skenes (right) and Dylan Crews (left) became the first collegiate teammates to be selected back-to-back at the top of the draft in 2023. Both reached Double-A in their debut season of professional baseball and made their Major League Debut's during the 2024 season. (Photo by Annie Choinere)



GENERAL INFORMATION



YEARLY ATTENDANCE TOTALS

YEAR	OPENINGS	TOTAL ATTENDANCE	AVG. ATTENDANCE
1999	69	323,932	4,695
2000	66	333,968	5,060
2001	68	348,316	5,122
2002	69	363,871	5,273
2003	65	365,376	5,621
2004	66	394,062	5,970
2005	71	390,239	5,496
2006	66	365,407	5,536
2007	67	356,339	5,318
2008	67	346,973	5,179
2009	64	275,945	4,311
2010	69	286,321	4,150
2011	68	285,906	4,205
2012	63	270,613	4,295
2013	68	286,227	4,209
2014	67	275,823	4,416
2015	70	302,761	4,325
2016	66	272,640	4,131
2017	67	294,486	4,395
2018	65	297,118	4,571
2019	67	308,464	4,604
2020	0	-No Season Due to COVID-19-	0
2021	53	213,686	4,032
2022	66	285,777	4,330
2023	67	308,003	4,597
2024	66	305,598	4,630
TOTALS	1,660	7,857,851	4,733

NOTE: Figures do not include the 7,346 fans the Curve drew for their May 15, 2000 exhibition vs. Pittsburgh, the 9,308 who attended the 2006 E.L. All-Star Game, the franchise-record 10,116 who attended the Pirates-Curve Exhibition on March 30, 2013, the 6,055 who attended the 2014 E.L. All-Star Game or the 86,298 fans who attended the Curve's 22 E.L. playoff games at Peoples Natural Gas Field from 2003-06, 2010, and 2015-18.

2024 EASTERN LEAGUE ATTENDANCE (by average)

TEAM	BALLPARK	CAPACITY	TOTAL	OPENINGS	AVERAGE
Richmond Flying Squirrels	The Diamond	9,560	435,295	66	6,595
Reading Fightin Phils	First Energy Stadium	9,000	414,262	66	6,277
Hartford Yard Goats	Dunkin Donuts Park	6,056	411,351	67	6,140
Portland Sea Dogs	Hadlock Field	7,368	395,461	65	6,084
Somerset Patriots	TD Bank Ballpark	6,100	348,390	66	5,279
Altoona Curve	Peoples Natural Gas Field	7,210	305,598	66	4,630
Harrisburg Senators	FNB Field	6,187	275,733	68	4,055
Akron RubberDucks	Canal Park	7,630	265,008	68	3,897
New Hampshire Fisher Cats	Delta Dental Stadium	6,500	237,029	64	3,704
Bowie Baysox	Prince Georges Stadium	10,000	234,807	67	3,505
Erie SeaWolves	UPMC Park	6,000	190,780	66	2,891
Binghamton Rumble Ponies	Mirabito Stadium	6,012	146,061	63	2,318

CURVE ALL-TIME MONTHLY ATTENDANCE

MONTH	TOTAL	OPENINGS	AVERAGE
April	886,696	249	3,561
May	1,483,185	339	4,375
June	1,514,516	315	4,807
July	1,721,335	337	5,107
Aug/Sept	2,252,119	425	5,299
TOTAL	7,857,851	1,660	4,733

CURVE ALL-TIME DAILY ATTENDANCE

DAY	TOTAL	OPENINGS	AVERAGE
Monday	635,980	167	3,808
Tuesday	983,721	238	4,133
Wednesday	996,265	237	4,203
Thursday	1,032,548	243	4,249
Friday	1,247,231	260	4,797
Saturday	1,566,841	269	5,824
Sunday	1,335,203	265	5,038
TOTAL	7,857,851	1,660	4,733

TOP 10 REGULAR SEASON CROWDS AT PEOPLES NATURAL GAS FIELD

RANK	TOTAL	DATE/OPPONENT	RESULT
1	10,164	8/26/23 vs. Akron	W 9-8
2	9,255	8/10/03 vs. Harrisburg (DH)	L, 4-2 / W, 4-3
3	9,163	7/4/04 vs. Harrisburg	W, 2-0 (7)
4	9,137	7/4/03 vs. Erie	W, 11-5
5	9,017	8/18/06 vs. Harrisburg	W, 13-1
6	8,979	8/22/04 vs. Bowie	W, 12-0
7	8,905	7/4/24 vs. Harrisburg	W, 1-0
8	8,845	7/4/14 vs. Harrisburg	W, 7-4
9	8,836	8/5/06 vs. New Britain	L, 3-2
10	8,814	7/1/06 vs. Akron	L, 7-0

TOP SERIES ATTENDANCE

TOP 3-DATE SERIES

Total	Dates	Opponent
24,513	August 18-20, 2006	Harrisburg
24,268	August 17-19, 2007	Erie
23,411	August 6-8, 2004	Harrisburg
23,009	August 4-6, 2006	New Britain

TOP 4-DATE SERIES

Total	Dates	Opponent
30,914	August 19-22, 2004	Bowie
29,748	July 15-18, 2004	Reading
29,309	June 30-July 3, 2006	Akron
28,754	July 11-14, 2006	Akron

TOP 6-DATE HOMESTANDS

Total	Dates	Opponent
41,390	August 18-23, 2006	HBG/BOW
39,380	August 5-10, 2005	AKR/BOW
39,032	June 28-July 3, 2006	BOW/AKR
38,795	August 19-24, 2008	POR/NHM
38,259	May 25-30, 2004	REA/NBR

TOP 7-DATE HOMESTANDS

Total	Dates	Opponent
44,488	July 15-21, 2004	REA/ERIE
42,713	Aug. 25-Sept. 1, 2003	REA/ERIE
41,083	July 22-28, 2005	HBG/BIN
41,030	June 20-26, 2005	BOW/NBR
40,676	June 16-22, 2003	TRN/HBG

PEOPLES NATURAL GAS FIELD SEATING BREAKDOWN

Toyota Diamond Club (100 Level)	1,644
Terrace Level (200 Level)	1,204
Grandstand Level (300 Level)	2,666
UPMC Health Plan OF Reserved (500 Level)	800
Stuckey Automotive Third-Base Picnic Pavilion	350
"Rail Kings" (on Party Deck)	40
Skybox Seating	432
Weis First Base Bleachers	400
Total Seating Capacity	7,536

NOTE: From 1999-02 total seating capacity at Peoples Natural Gas Field was listed at 6,176. Prior to the 2003 season an additional 1,034 seats were created with the construction of the new left-field reserved bleacher section, the third-base picnic pavilion and the left-field Party Deck. The total capacity of 7,210 stood through the 2021 season.

MLB ALL-STAR ALUMNI

Every MLB All-Star to play for the Curve is listed below (* = MLB experience before playing for Altoona)

PLAYER	#	ALL-STAR SEASONS
Pedro Alvarez	1	2013 (PIT)
Bronson Arroyo	1	2006 (CIN)
Jose Bautista	6	2010-15 (TOR)
Josh Bell	1	2019 (PIT)
Matt Capps	1	2010 (WAS)
Sean Casey*	3	1999, '01, '04 (CIN)
Gerrit Cole	6	'15 (PIT), '18-19 (HOU), '21-23 (NYY)
Jose Contreras*	1	2006 (CWS)
Elias Diaz	1	2023 (COL)
Zach Duke	1	2009 (PIT)
Adam Fraizer	1	2021 (PIT)
Josh Harrison	2	2014, '17 (PIT)
Clay Holmes	1	2022 (NYY)
Brock Holt	1	2015 (BOS)
Mitch Keller	1	2023 (PIT)
Francisco Liriano*	1	2006 (MIN)

PLAYER	#	ALL-STAR SEASONS
Jeff Locke	1	2013 (PIT)
Starling Marte	2	'16 (PIT), '22 (NYM)
Nate McLouth	1	2008 (PIT)
Andrew McCutchen	5	2011-15 (PIT)
Austin Meadows	1	2019 (TB)
Evan Meek*	1	2010 (PIT)
Charlie Morton*	2	2018 (HOU), 2019 (TB)
Terry Mulholland*	1	1993 (PHI)
Bryan Reynolds	2	2021, 2024 (PIT)
Jason Schmidt*	3	2003-04, '06 (SF)
Paul Skenes	1	2024 (PIT)
Ryan Vogelsong*	1	2011 (SF)
Tony Watson	1	2014 (PIT)
Jack Wilson	1	2004 (PIT)



“A minor league ballpark is one thing. An amusement park is another. But tucked in the Allegheny Mountains is a place where there’s really no difference.”
-- USA Today, August 8, 2002

Opened on April 15, 1999, **Peoples Natural Gas Field** is widely considered by fans, players, baseball executives and media as one of the finest minor league baseball facilities in America. Located just off Interstate 99 in Altoona, the ballpark features a beautiful brick exterior and the design is modeled after a railroad roundhouse to tie in the industry which helped found the city of Altoona and is still very much present to this day. The inside of Peoples Natural Gas Field features more than 7,200 fixed seats between two levels. The double-deck layout of the seating section allows for expansive lower and upper concourses, giving fans plenty of space to walk around the ballpark without having to fight through a stationary crowd of people. The “Skyliner” roller coaster from neighboring Lakemont Park and the scenic Allegheny Mountains add to the overall beauty of Peoples Natural Gas Field.

FACTS AND FIGURES

Groundbreaking	March 7, 1998
Opened	April 15, 1999
Architects.....	L.D. Astorino Companies, Pittsburgh, PA
Construction	Ralph J. Albarano and Sons, Duncansville, PA
Cubic Feet of Concrete	270,000
Number of Bricks.....	69,000
Width of Lower Concourse Area.....	80 feet
Home Clubhouse (Sq. Feet).....	4,266
Visiting Clubhouse (Sq. Feet)	1,920
Indoor Batting Cage (Sq. Feet)	5,000
Dugouts.....	9' x 60'
Skybox Level Height (from field level)	70 feet
Highest Point of Ballpark (from field level)	80 feet
Height of Light Poles (from field level).....	125 feet
Seating Capacity	7,536
Luxury Skyboxes.....	21
Party Deck	Left field
Stuckey Automotive Picnic Pavilion.....	Third base
Weis First Base Bleachers	Right-field Line
UPMC Health Plan Home Run Junction (OF Reserved Bleachers)	Left field

PNG FIELD SEATING CHART





From PITTSBURGH and Points West: Take I-76/I-376 East to U.S. 22 East. Drive on 22 East for approximately 80 miles. Merge onto I-99/US-220 North approximately six miles from Altoona. Stay on I-99 North and take the Frankstown Road exit (Exit #32). Go straight at the light at the top of the ramp (crossing over Frankstown Road). The ballpark is on the right.

From STATE COLLEGE and Points North: Take U.S. 322 West to I-99/U.S. 220 South. Take Frankstown Road exit (Exit #32). At the top of the ramp, turn right at the light onto Frankstown Road. Take a right at the next light onto Park Avenue. Ballpark is on the right.

From BEDFORD, PA./CUMBERLAND, Md. and Points South: Take I-99/U.S. 220 North toward Altoona. Take the Frankstown Road exit (Exit #32). Go straight at the light at the top of the ramp (crossing over Frankstown Road). The ballpark is on the right.

From HARRISBURG/PHILADELPHIA and Points East: Take Pennsylvania Turnpike West to Bedford exit. Following the toll booths, take a left at the light. Follow signs and get on I-99/U.S. 220 North. Take Frankstown Road exit (Exit #32). Go straight at the light at the top of the ramp (crossing over Frankstown Road). The ballpark is on the right.

From I-80 Traveling East: Take the Philipsburg/Woodland Exit to U.S. 322 East. After about 25 miles, take U.S. 220 South. 220 South merges with I-99 South. Drive on I-99 South for approximately 20 miles. Take the Frankstown Road exit (Exit #32). Turn right at the exit, the ballpark will be to your right.

From I-80 Traveling West: Take the Altoona/Milesburg exit and bear onto U.S. 220 South. After approximately 30 miles merge onto I-99 South. Drive on I-99 South for approximately 20 miles. Take the Frankstown Road exit (Exit #32). Turn right at the exit, the ballpark will be to your right.

VISITING TEAM HOTEL | GYM INFORMATION



**OFFICIAL VISITING
HOTEL IN ALTOONA**
Wingate by Windham
Altoona Downtown
909 Chestnut Ave.
Altoona, PA 16601
Phone: (814) 414-3372



**VISITING CLUB
WORKOUT FACILITIES**
The Summit Tennis & Athletic Club
2900 Plank Road, Suite 1
Altoona, PA 16601
PH: (814) 946-1668

IMPORTANT NUMBERS

Peoples Natural Gas Field

Main Phone: (814) 943-5400

Toll-free: 1-877-99-CURVE

Main Fax: (814) 943-9050

Press Fax: (814) 283-3181

Press Phone: (814) 283-3172

Who to Contact

Jon Mozes

Director, Communications & Broadcasting

PH: (814) 283-3180

Cell: (215) 206-6260

Email: JMozes@altoonacurve.com

Preston Shoemaker

Assistant Director, Communications & Broadcasting

PH: (814) 283-3180

Cell: (814) 515-7002

Email: PShoemaker@altoonacurve.com

Best Time to Contact in Person

NIGHT GAME: Before 1:00 p.m.

DAY GAME: Before 10:00 a.m.

MORNING GAME: Day before

SEASON CREDENTIALS: Season credentials for the 2025 season will only be issued to legitimate news gathering organizations and individuals that cover the Curve **on a daily basis**. The Curve will contact media outlets on an individual basis regarding season-long credentials. Other media organizations that would like to request a season credential can do so by sending that request on company letterhead as an email attachment to JMozes@altoonacurve.com or via phone (814-283-3180).

DAILY CREDENTIALS: Daily credentials will be issued to those individuals or organizations who do not qualify for season credentials, including freelance writers and weekly and monthly publications. Daily credentials will also be issued to radio and TV stations when the need arises for extra pre/postgame personnel and to newspaper reporters providing extra coverage. **The Curve Media Relations Department should be notified at least 24 hours in advance of the game in which daily credentials are being requested.** Requests should be emailed or communicated by phone. Once approved, the credentials can be picked up at the Media/Handicap Gate.

CREDENTIAL PICKUPS: Season Credentials can be picked up on Media Day, Tuesday, April 1 or Opening Day, Friday, April 4. Media can make other arrangements with the Curve Media Relations Department to pick up credentials after that date. Daily credentials will only be available for pickup on the day they are issued at the front desk in the office.

MEDIA ENTRANCE TO PEOPLES NATURAL GAS FIELD: Media picking up daily credentials should pick up their credential at the front desk located beneath the Big Blue Flame at the front of Peoples Natural Gas Field. Media may enter through any gate at the ballpark and must have their credential displayed at all times.

OTHER ACCEPTABLE CREDENTIALS: The Curve will also honor cre-

denials from the Pittsburgh Pirates, National and American Leagues, the Baseball Writers Association of America and Minor League Baseball.

PRESS BOX SPACE: Though Peoples Natural Gas Field's press box is spacious, the Curve still give preferred seating to those media outlets that cover the club most frequently. If your media organization has special space requirements, please contact the Curve Media Relations Department at least 24 hours prior to those dates.

PHOTO WELLS: Photo wells are located at the end of both dugouts. Photographers are welcome to use this space throughout the course of the game. Photographers are not permitted in the actual dugout area or on the field once the game begins. Please wait until the end of the inning to move to and from these areas.

PARKING: Media members holding season credentials are permitted to park their vehicles in the VIP parking lot by presenting their credentials to the attendant. Please be aware that parking is available on a first-come, first-serve basis. Those holding daily credentials that need to be picked up at the Media/Handicap gate will have their name placed on a VIP parking list, as long as they give at least 24 hours notice.

INTERVIEW POLICY: The Curve Media Relations Department will be glad to assist members of the media in procuring interviews with Curve players and coaching staff members. Media members wishing to do an off-site interview or a feature story should contact the Curve at least 48 hours in advance to the scheduled interview time. The media is asked to be respectful of the players' pregame schedule when requesting an interview with a player. **No one will be permitted to interview starting pitchers on the day of their start.**

CLUBHOUSE POLICIES AND FIELD ACCESS: In accordance with the regulations designated by the Pittsburgh Pirates and Major League Baseball, both clubhouses will open to credentialed media from 3.5 hours prior to game time until 60 minutes before game time. Following the game, the clubhouses will be closed for a period of 10 minutes to allow the team ample time to return to the clubhouse. The clubhouse areas are also closed when the teams are on the field, unless previously approved by the Curve Media Relations Department. **Clubhouses are also closed between games of a doubleheader.**

FIELD ACCESS: Credentialed media are permitted access to the field and dugout areas, but are not permitted to cross the foul lines, particularly when the team is taking batting practice. Media must leave the field and dugout areas no later than 30 minutes prior to game time.

LIVE VIDEO: Live video must be shot from a minimum of 12 feet away from the bullpen at PNG Field. Live video cannot exceed more than five minutes at a time during batting practice and must be taken from the seating bowl. Live video is not permitted inside the Curve clubhouse at any time. Live social media interviews will not be permitted at any time.



The Curve are pleased to partner with the Altoona-Blair County Airport and Contour Airlines for the 2025 season as the title sponsor of the Altoona Curve Radio Network. The Blair County Airport Curve Radio Network, flown by Contour Airlines will be heard throughout the season on the flagship radio station of the Curve, Talk Radio 98.5 FM and 1240 AM WRTA.

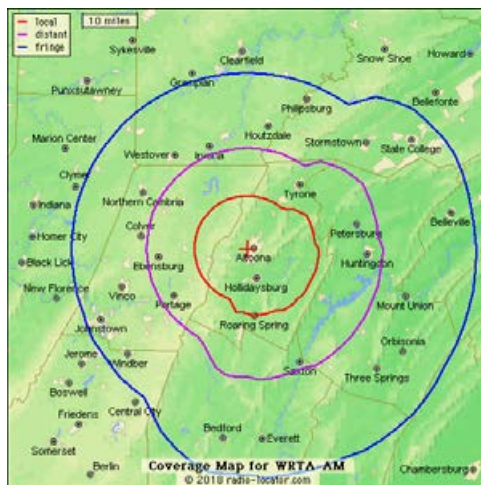
Continuing a successful partnership, the Curve will be heard all season long on the Flagship home of the Curve Radio Network on Talk Radio 98.5 FM and 1240 AM WRTA. The multi-year agreement runs through the 2025 season. The Curve and Lightner Communications continue their relationship this year with all 138 regular-season games airing on Talk Radio 98.5 FM and 1240 AM WRTA in the Altoona area. Lightner Communications will stream all games live on WRTA.com. 1230 AM WCRO in Johnstown has joined as a network affiliate for select games throughout the 2025 season.

The Curve and Lightner Communications will also continue their cross-promotional and marketing relationships from past seasons in 2025. Popular on-air personalities from the Lightner Communications family of stations (Q94, Mix 94.7, Talk Radio WRTA, JACK-FM, 96.1 Hank FM, The Train WTRN) will be on hand throughout the season at Peoples Natural Gas Field for remote broadcasts and to take part in contests and in-game events.

All 138 games will be available to out-of-market listeners via AltoonaCurve.com and on mobile devices (iPhone/Android) with the MiLB First Pitch app. Curve fans can also watch all games free on the Bally Sports Live app or with a paid annual subscription to MLB.TV. Visit MLB.TV for more information on annual subscriptions. Pregame coverage of each game begins 15 minutes prior to first pitch with a postgame show following the final out.



Coverage map for 1230 AM WCRO
Map courtesy of radio-locator.com



Coverage map for 1240 AM WRTA
Map courtesy of radio-locator.com

JON MOZES • FIFTH SEASON

@spelledwithaZ



Jon Mozes is in his 13th season calling professional baseball and fifth with the Curve after spending six seasons as a member of the broadcast team for the Trenton Thunder (Double-A, NYY).

Mozes served as the lead voice for the 2018 Eastern League All-Star Classic and was on the call when the Thunder secured their fourth Eastern League Championship in franchise history in 2019. In addition to his role in the broadcast booth, Jon took a leadership role in the development of the Thunder's marketing and promotional plans, overseeing all team communications and was a member of the team's corporate sales department.

Prior to joining the Thunder, Mozes was a radio voice for professional baseball teams in Abilene, TX and Gary, IN after graduating from the University of New Haven in 2012 with a degree in Sport Management and a minor in Communications.

Off the diamond, Mozes is the voice of Princeton University Women's Basketball and was on the call as the Tigers secured NCAA Tournament victories in 2022 and 2023. He is also a radio and ESPN+ broadcast talent for Temple University, the University of Delaware and Rider University.

Mozes was raised and currently resides in Philadelphia, PA.

PRESTON SHOEMAKER • FIFTH SEASON

@Prestonshoe21



Preston Shoemaker returns to the broadcast booth for a fifth season, serving as the team's Assistant, Director of Communications and Broadcasting. The Hollidaysburg native joined the broadcast booth in 2021 and grew up attending Curve games as a season ticket holder. Shoemaker is the only Blair County native to broadcast games for the Curve and maintains the team's website, contributes to team marketing efforts in addition to his role in the broadcast booth.

Shoemaker, who is a 2022 graduate of Penn State University, served as the Sports Director for Penn State's student radio station CommRadio for four years. He has called games for Saint Francis University, Big Ten Network+, Penn State Athletics, and more, working on a wide variety of different sports. He also serves as a rotating public address announcer at Penn State and freelanced as a writer for the Associated Press at the Little League World Series and Super Bowl LVI while in college.



ALL-TIME CURVE RADIO BROADCAST TEAMS

1999	Rob Egan & Jason Dambach	2013	Mike Passanisi & Nate Bowen
2000	Rob Egan & Jason Dambach	2014	Mike Passanisi & Mike Baggerman
2001	Rob Egan & Jason Dambach	2015	Mike Passanisi, Trey Wilson & Nate Bowen
2002	Rob Egan & Jason Dambach	2016	Trey Wilson, Nate Bowen & Fletcher Keel
2003	Rob Egan & Jason Dambach	2017	Trey Wilson, Nate Bowen & Max Gun
2004	Rob Egan & Jason Dambach	2018	Trey Wilson, Nate Bowen & Garrett Mansfield
2005	Paul Steigerwald & Jason Dambach	2019	Garrett Mansfield & Michael Marcantonini
2006	Jason Dambach, Joe Moore & Paul Steigerwald	2020	Garrett Mansfield & Justin Gallanty
2007	Jason Dambach, Jon Laaser & Paul Steigerwald	2021	Jon Mozes & Preston Shoemaker
2008	Jason Dambach & Dan Zangrilli	2022	Jon Mozes & Preston Shoemaker
2009	Ron Potesta & Dan Zangrilli	2023	Jon Mozes & Preston Shoemaker
2010	Dan Zangrilli & Mike Passanisi	2024	Jon Mozes & Preston Shoemaker
2011	Mike Passanisi & Josh Ellis	2025	Jon Mozes & Preston Shoemaker
2012	Mike Passanisi & Tyler Maun		

NATIONAL TELEVISION

The nation's eyes turned to Blair County Ballpark on April 11, 2010 when Washington Nationals prospect Stephen Strasburg made his professional debut in front of a record crowd at Blair County Ballpark. The game, which was broadcast on ESPN360.com and had live look-ins taken by ESPNEWS, brought a crowd of 7,887 to BCB on Sunday afternoon. It was the largest single-game crowd to take in a Curve game in the month of April in franchise history. The Curve were again featured on national television on September 14, 2010 for Game 1 of the Eastern League Championship Series, when Yankees pitcher Andy Pettitte made a rehab start for the Trenton Thunder at BCP and MLB Network carried live look-ins of the game. Curve second baseman Chase d'Arnaud homered off Pettitte to lead off the bottom of the first, but the Thunder went on to win the game in 10 innings. On June 21, 2015, a game between the Curve and Harrisburg Senators was broadcast live to American Sports Network affiliates around the U.S. as part of their Minor League Baseball Sunday Showcase series. The game was called by Brett Dolan and former big leaguer Brian McRae and featured live interviews in the broadcast booth with Curve owner Bob Lozinak and General Manager Rob Egan. The Curve went on to defeat the Senators, 7-3.

2025 Altoona Curve Schedule

April

SUN	MON	TUE	WED	THU	FRI	SAT
		1	2	3	4	5
					6:00 PM	4:00 PM
6	7	8	9	10	11	12
1:00 PM		AKR 6:35 PM	AKR 6:35 PM	AKR 7:05 PM	AKR 6:05 PM	
13	14	15	16	17	18	19
AKR 1:05 PM		6:00 PM	12:05 PM	6:00 PM	6:00 PM	4:00 PM
20	21	22	23	24	25	26
1:30 PM		CHE 6:05 PM	CHE 11:05 AM	CHE 6:35 PM	CHE 7:05 PM	CHE 6:35 PM
27	28	29	30			
CHE 1:05 PM						

May

SUN	MON	TUE	WED	THU	FRI	SAT
				1	2	3
				11:00 AM	6:00 PM	4:00 PM
4	5	6	7	8	9	10
1:00 PM		ERI 6:05 PM	ERI 11:05 AM	ERI 6:05 PM	ERI 6:05 PM	ERI 1:35 PM
11	12	13	14	15	16	17
ERI 1:35 PM		6:00 PM	6:00 PM	6:00 PM	6:00 PM	6:00 PM
18	19	20	21	22	23	24
6:00 PM		AKR 11:05 AM	AKR 6:35 PM	AKR 7:05 PM	AKR 7:05 PM	AKR 6:00 PM
25	26	27	28	29	30	31
AKR 6:35 PM		6:00 PM	6:00 PM	6:00 PM	6:30 PM	6:00 PM

June

SUN	MON	TUE	WED	THU	FRI	SAT
1	2	3	4	5	6	7
1:00 PM		NH 6:03 PM	NH 6:35 PM	NH 6:35 PM	NH 4:05 PM	
8	9	10	11	12	13	14
NH 1:35 PM		6:00 PM	6:00 PM	6:30 PM	6:00 PM	6:00 PM
15	16	17	18	19	20	21
6:00 PM		6:30 PM	6:00 PM	6:00 PM	6:30 PM	6:00 PM
22	23	24	25	26	27	28
1:00 PM		CHE 6:35 PM	CHE 6:35 PM	CHE 6:35 PM	CHE 7:05 PM	CHE 6:35 PM
29	30					
CHE 1:05 PM						

July

SUN	MON	TUE	WED	THU	FRI	SAT
		1	2	3	4	5
		6:00 PM	6:00 PM	7:00 PM	7:00 PM	HBG 6:00 PM
6	7	8	9	10	11	12
HBG 1:00 PM		BNG 6:07 PM	BNG 6:07 PM	BNG 6:07 PM	BNG 7:05 PM	BNG 6:00 PM
13	14	15	16	17	18	19
BNG 1:05 PM					6:30 PM	6:00 PM
20	21	22	23	24	25	26
6:00 PM		6:30 PM	12:05 PM	6:00 PM	6:00 PM	6:30 PM
27	28	29	30	31		
1:00 PM		POR 6:00 PM	POR 6:00 PM	POR 12:05 PM		

August

SUN	MON	TUE	WED	THU	FRI	SAT
					1	2
					POR 6:00 PM	POR 6:00 PM
3	4	5	6	7	8	9
POR 1:00 PM		6:30 PM	6:00 PM	6:00 PM	6:30 PM	6:00 PM
10	11	12	13	14	15	16
		RIC 6:35 PM	RIC 6:35 PM	RIC 6:35 PM	RIC 6:05 PM	
17	18	19	20	21	22	23
RIC 5:05 PM		6:00 PM	6:00 PM	6:00 PM	6:00 PM	6:00 PM
24	25	26	27	28	29	30
6:00 PM		HBG 6:30 PM	HBG 6:30 PM	HBG 6:30 PM	HBG 7:00 PM	HBG 6:00 PM
31						
HBG 1:00 PM						

SCHEDULE SUBJECT TO CHANGE

September

SUN	MON	TUE	WED	THU	FRI	SAT
		1	2	3	4	5
		6:00 PM	6:00 PM	6:00 PM	6:00 PM	6:00 PM
6	7	8	9	10	11	12
		ERI 6:05 PM	ERI 6:05 PM	ERI 6:05 PM	ERI 6:05 PM	ERI 6:05 PM
13	14	15	16	17	18	19
ERI 1:35 PM						
20	21	22	23	24	25	26
27	28	29	30			

HOME AWAY COPA FIREWORKS

EASTERN LEAGUE OPPONENTS

AKR Akron Rubberducks Cleveland Guardians	ERI Erie SeaWolves Detroit Tigers	NH New Hampshire Fisher Cats Toronto Blue Jays	RIC Richmond Flying Squirrels San Francisco Giants
BNG Birmingham Bulls New York Mets	HGB Harrisburg Senators Washington Nationals	POR Portland Sea Dogs Boston Red Sox	SOM Somerset Patriots New York Yankees
CHE Chesapeake Baysox Baltimore Orioles	HFD Hartford Yard Goats Columbian Rockies	REA Reading Fightin Phils Pittsburgh Pirates	

877.99.CURVE
ALTOONACURVE.COM



TO VIEW THE FULL 2025 PROMOTIONAL SCHEDULE
VISIT WWW.MILB.COM/ALTOONA/TICKETS/PROMOTIONS